

[54] SLIDING PATIO DOOR HANDLE

[75] Inventors: Gary F. Paulson, Waseca; Thomas A. Cloutier, Faribault, both of Minn.

[73] Assignee: Truth Incorporated, Owatonna, Minn.

[\*\*] Term: 14 Years

[21] Appl. No.: 302,738

[22] Filed: Jan. 27, 1989

[52] U.S. Cl. .... D8/319; D8/320

[58] Field of Search ..... D8/315, 319, 320; 16/110 R, 111 R; 292/DIG. 46

[56] References Cited

U.S. PATENT DOCUMENTS

- D. 68,530 10/1925 Gray .
- D. 71,564 11/1926 Rosenthal .
- D. 72,725 5/1927 Rosenthal .
- D. 176,085 11/1955 Stone ..... D8/319
- D. 196,563 10/1963 Clayton ..... D8/319
- D. 199,612 11/1964 Foster ..... D8/319

OTHER PUBLICATIONS

An undated catalog page of R. S. Schaefer.

Primary Examiner—B. J. Bullock


Attorney, Agent, or Firm—Wood, Phillips, Mason, Recktenwald & VanSanten

[57] CLAIM

The ornamental design for a sliding patio door handle, as shown.

DESCRIPTION

FIG. 1 is a perspective view of a sliding patio door handle showing our new design;  
 FIG. 2 is a left side view;  
 FIG. 3 is a top view, the bottom being a mirror image;  
 FIG. 4 is a front view;  
 FIG. 5 is a right side view;  
 FIG. 6 is a rear view;  
 FIG. 7 is a sectional view taken in the direction of the arrows on line 7—7 in FIG. 4;  
 FIG. 8 is a sectional view taken in the direction of the arrows on line 8—8 in FIG. 4.






FIG. 1

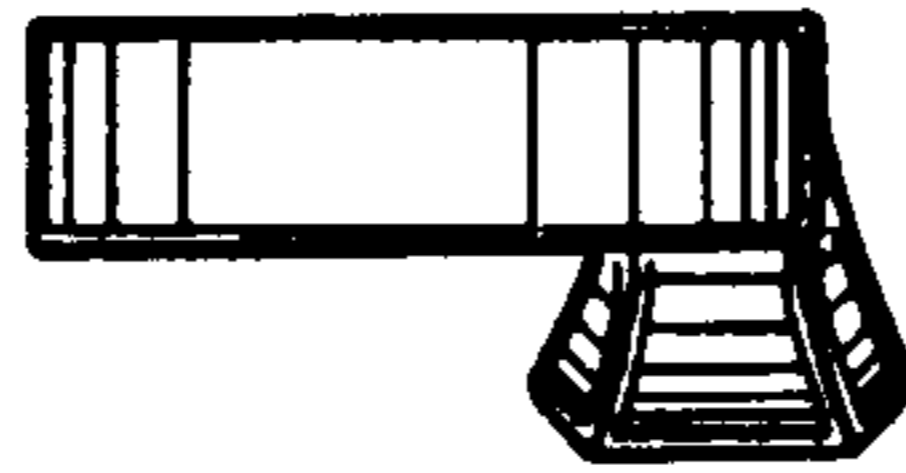


FIG. 3




FIG. 2



FIG. 5

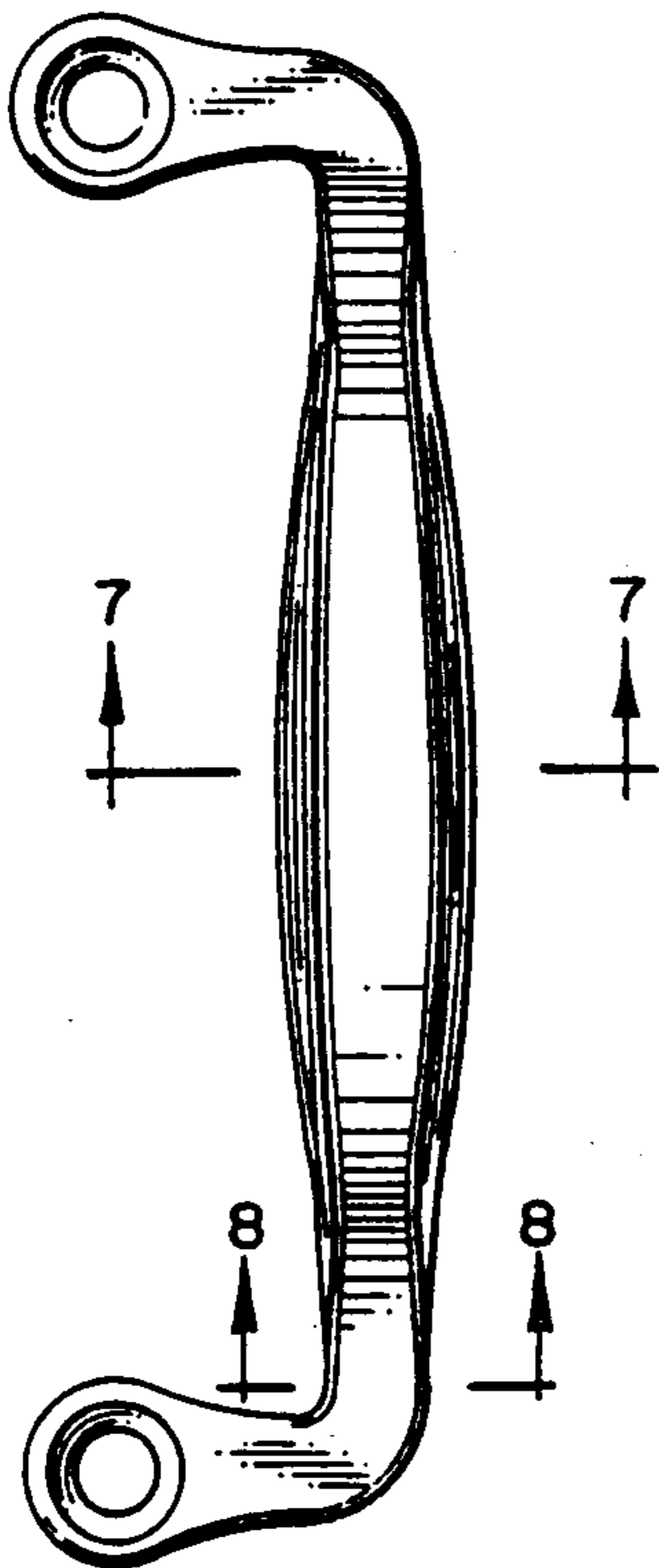


FIG. 4




FIG. 7




FIG. 8

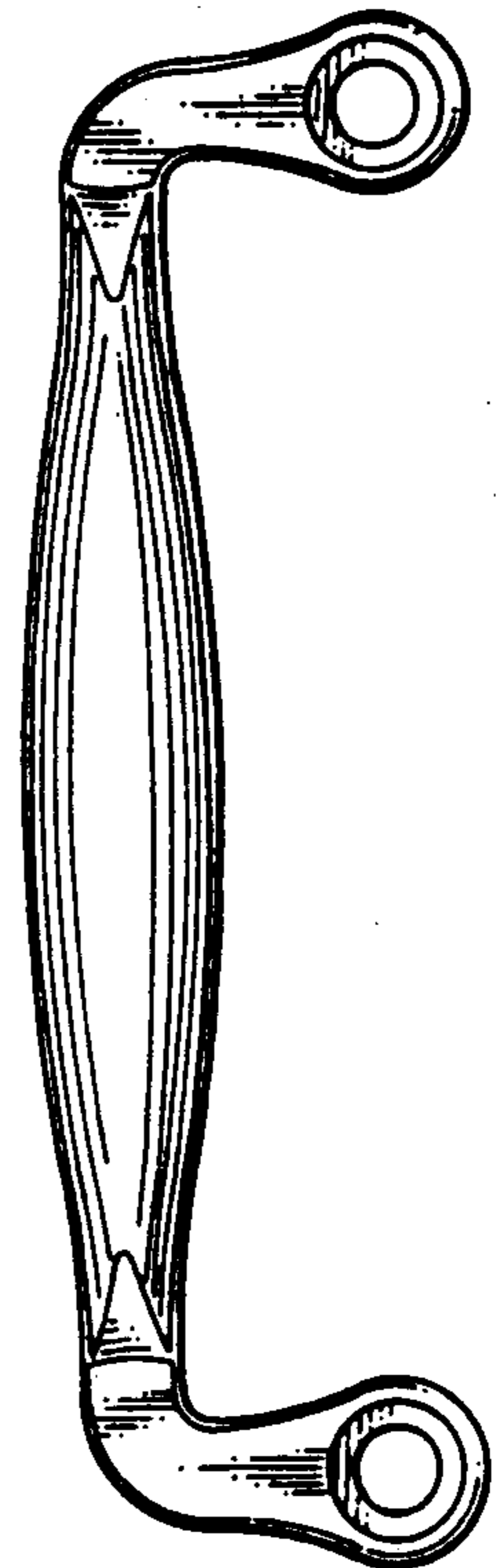


FIG. 6