

[54] SLIDING PATIO DOOR HANDLE  
[75] Inventors: Gary F. Paulson, Waseca; Thomas A. Cloutier, Faribault, both of Minn.  
[73] Assignee: Truth Incorporated, Owatonna, Minn.  
[\*\*] Term: 14 Years  
[21] Appl. No.: 302,727  
[22] Filed: Jan. 27, 1989  
[52] U.S. Cl. .... D8/319; D8/320  
[58] Field of Search ..... D8/315, 319, 320; 16/110 R, 111 R; 292/DIG. 46

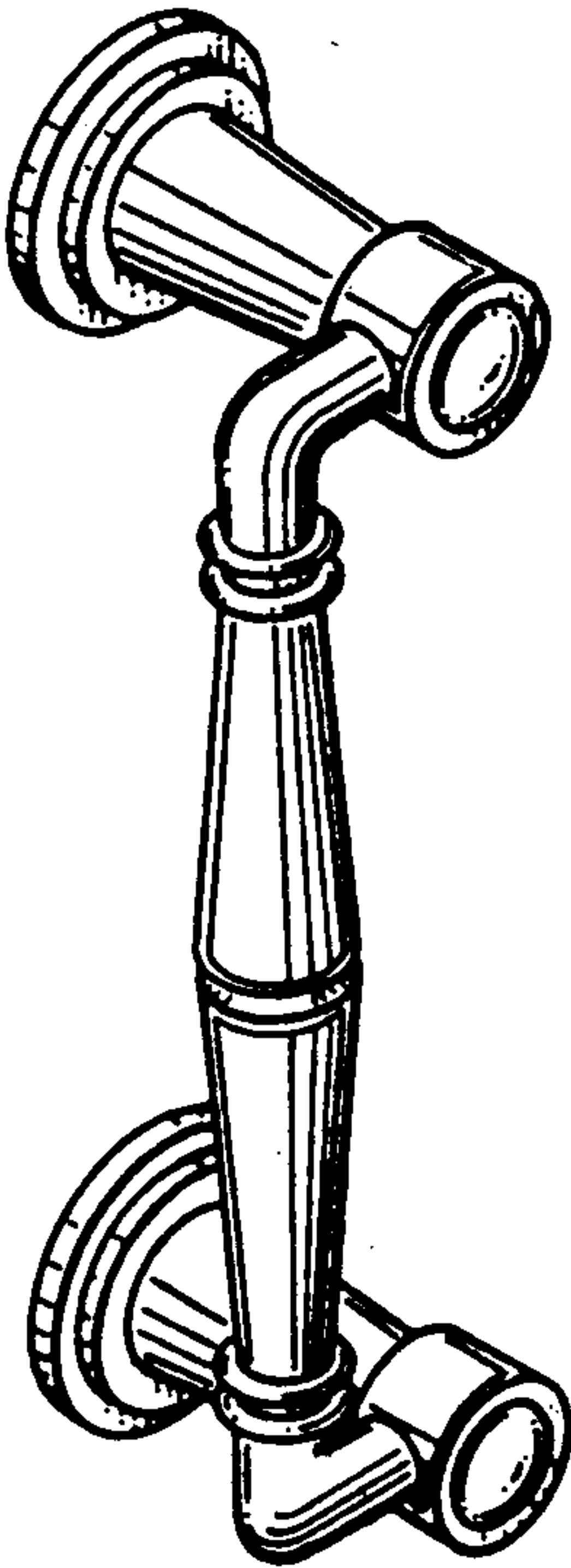
[56] References Cited  
U.S. PATENT DOCUMENTS  
D. 72,725 5/1927 Rosenthal .  
D. 196,563 10/1963 Clayton ..... D8/319  
D. 199,612 11/1964 Foster ..... D8/319  
D. 297,505 9/1988 Mosch ..... D8/317

OTHER PUBLICATIONS  
Undated catalog page of Marks Hardware, Inc.

Undated catalog page of Valli & Colombo.  
A Valli & Colombo (USA) Inc. catalog page, copyright 1987.  
An undated catalog page of R. S. Schaefer.  
*Primary Examiner*—B. J. Bullock  
*Attorney, Agent, or Firm*—Wood, Phillips, Mason, Recktenwald & VanSanten

[57] CLAIM  
The ornamental design for a sliding patio door handle, as shown.

DESCRIPTION  
FIG. 1 is a perspective view of a sliding patio door handle showing our new design;  
FIG. 2 is a rear view;  
FIG. 3 is a left side view;  
FIG. 4 is a front view;  
FIG. 5 is a right side view;  
FIG. 6 is a top view, the bottom being a mirror image;  
FIG. 7 is a sectional view taken in the direction of the arrows on line 7—7 in FIG. 4;  
FIG. 8 is a sectional view taken in the direction of the arrows on line 8—8 in FIG. 4.



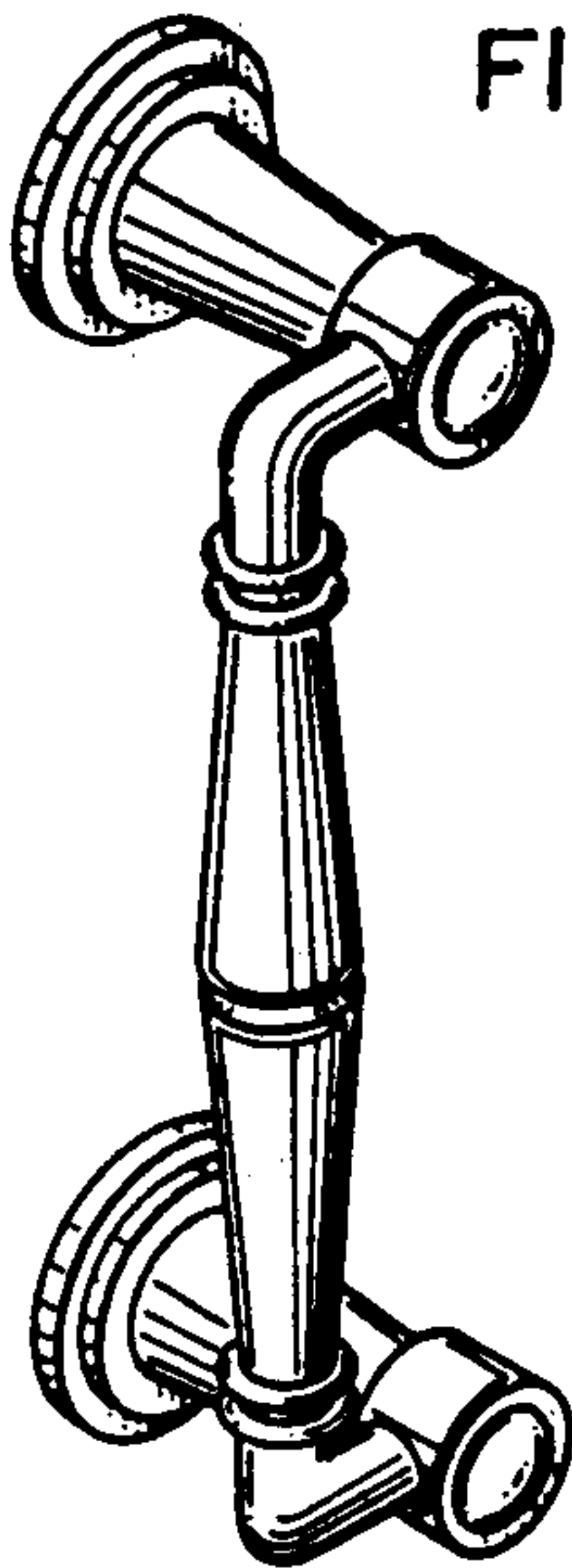


FIG. 1

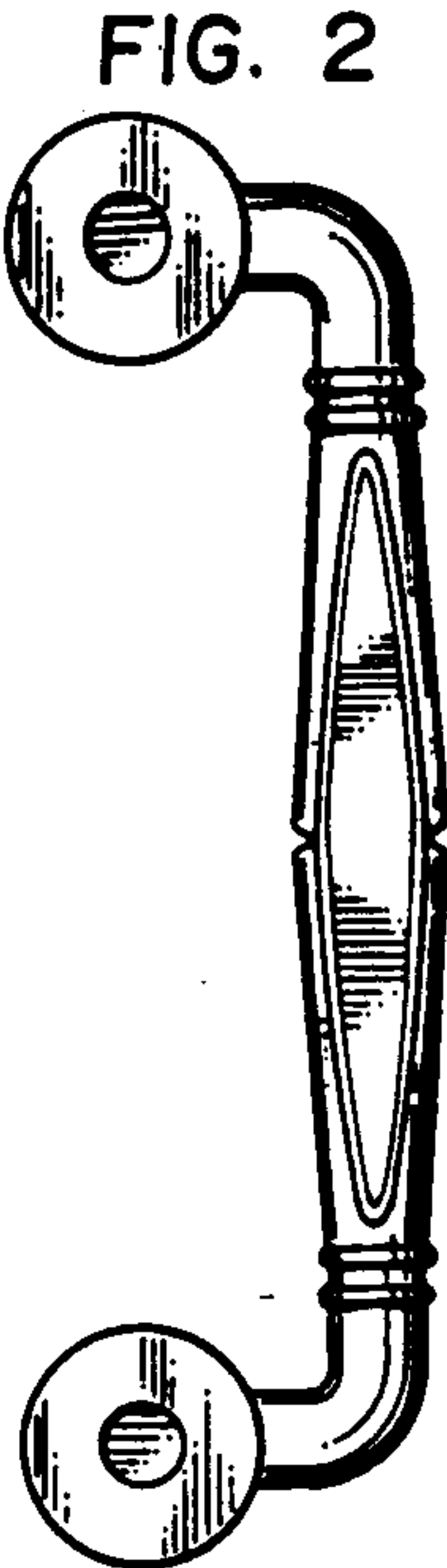


FIG. 2

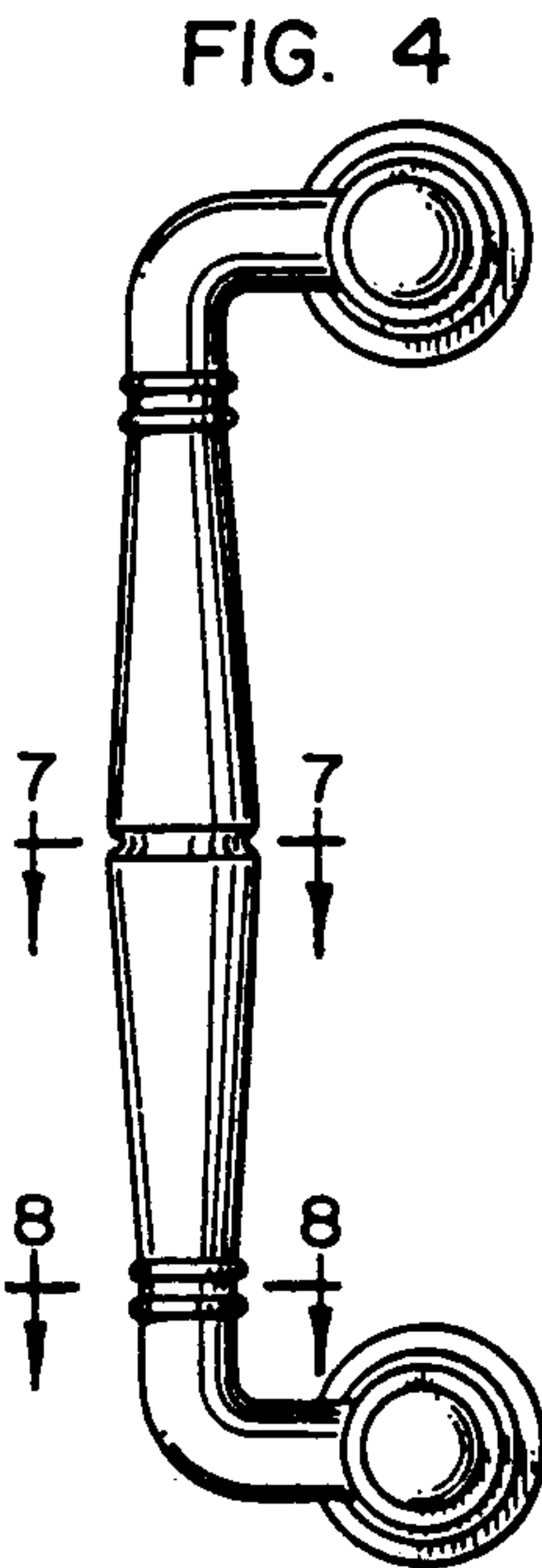


FIG. 4




FIG. 3




FIG. 5




FIG. 6




FIG. 7




FIG. 8