

[54] COMBINED CHAIR AND SAFE UNIT

[76] Inventor: Roy T. Beane, Rte. #8, Box 102, Milton, Fla. 32570

[\*\*] Term: 14 Years

[21] Appl. No.: 188,385

[22] Filed: Apr. 29, 1988

[52] U.S. Cl. .... D6/336

[58] Field of Search ..... D6/334, 335, 336, 370, D6/373, 374, 375, 376, 380, 499, 500, 502

[56] References Cited

U.S. PATENT DOCUMENTS

D. 80,076	9/1929	Edwards	.....	D6/336
D. 177,270	3/1956	Motto et al.	.....	D6/336
D. 179,593	1/1957	Cramer	.....	D6/336
D. 180,542	7/1957	Barrow	.....	D6/336
D. 185,850	8/1959	Christenson et al.	.....	D6/334
D. 194,740	3/1963	Parker	.....	D6/370
D. 274,581	7/1984	Gallock	.....	D6/336

OTHER PUBLICATIONS

*Design Catalog*, 3/1980, p. 21, Chair pictured.

*Lakeland*, ©1983, Chair at left.

*Domus*, Aug. 1987, Chair at top left.

*Primary Examiner*—Bruce W. Dunkins

*Assistant Examiner*—Gary D. Watson

*Attorney, Agent, or Firm*—George A. Bode

[57] CLAIM

The ornamental design for a combined chair and safe unit, as shown and described.

DESCRIPTION

FIG. 1 is a front elevational view of a combined chair and safe unit showing my new design;

FIG. 2 is a top plan view;

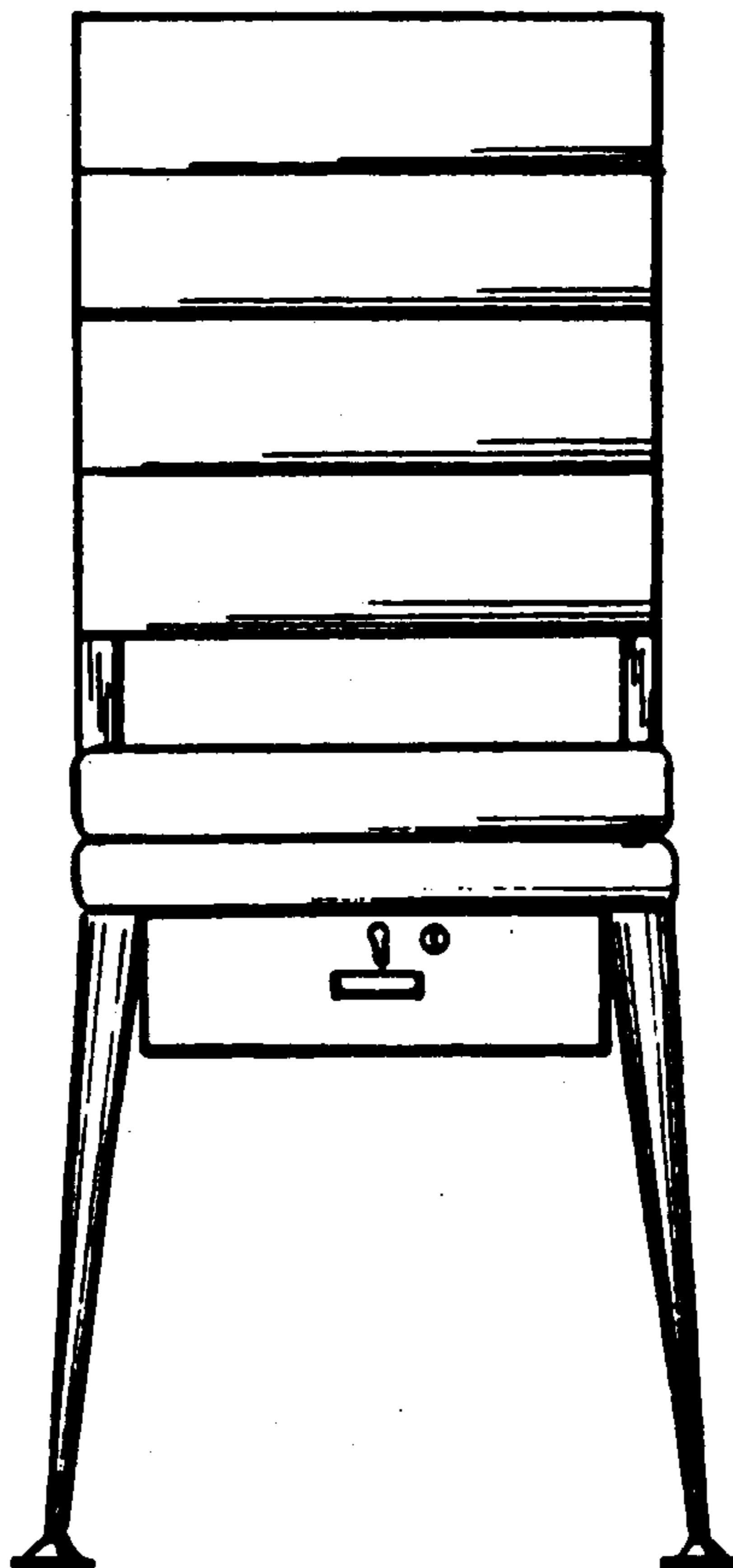
FIG. 3 is a side elevational view;

FIG. 4 is an elevational view showing the side opposite to that shown in FIG. 3;

FIG. 5 is a bottom plan view;

FIG. 6 is a perspective view from below; and

FIG. 7 is a rear elevational view thereof.



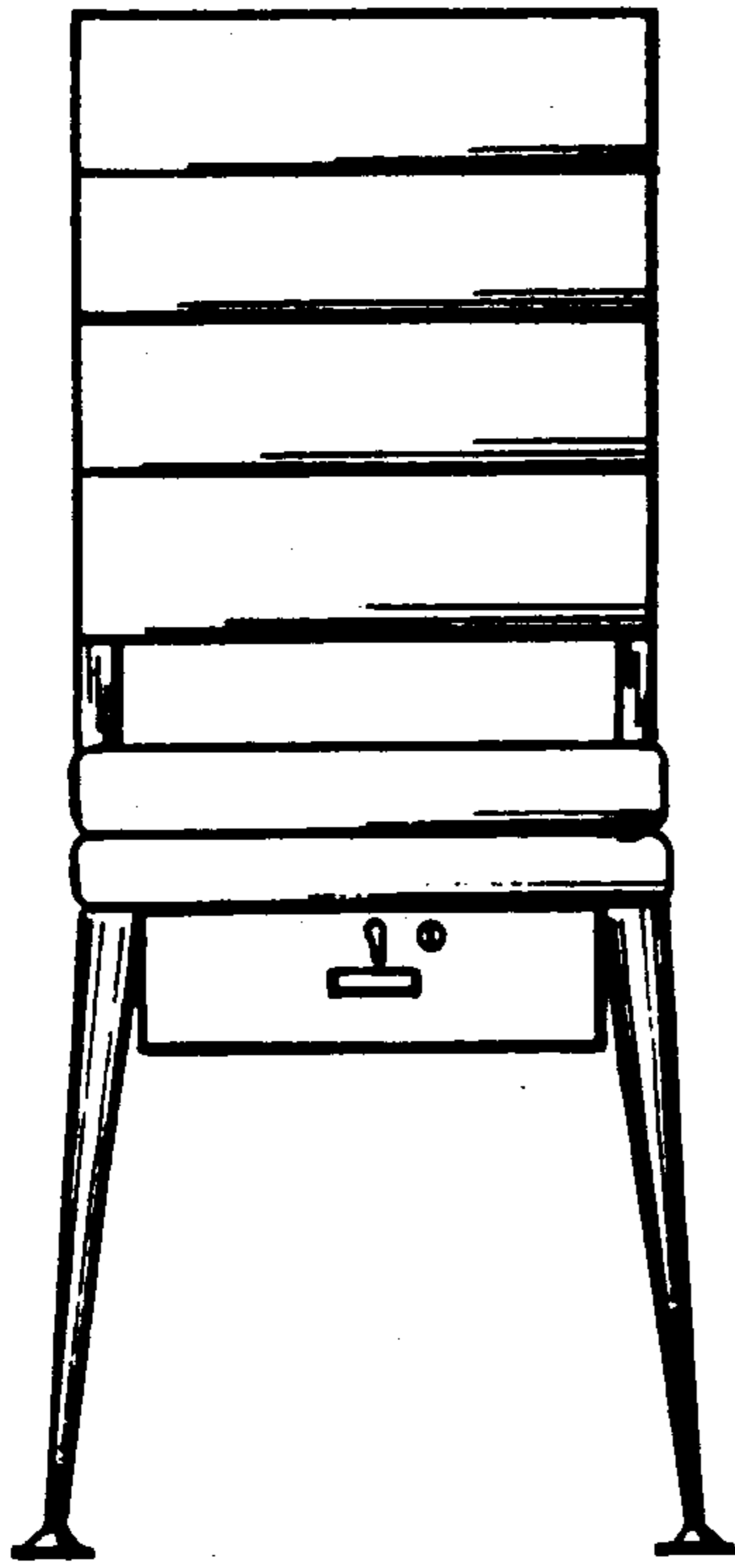


FIG. 1




FIG. 4

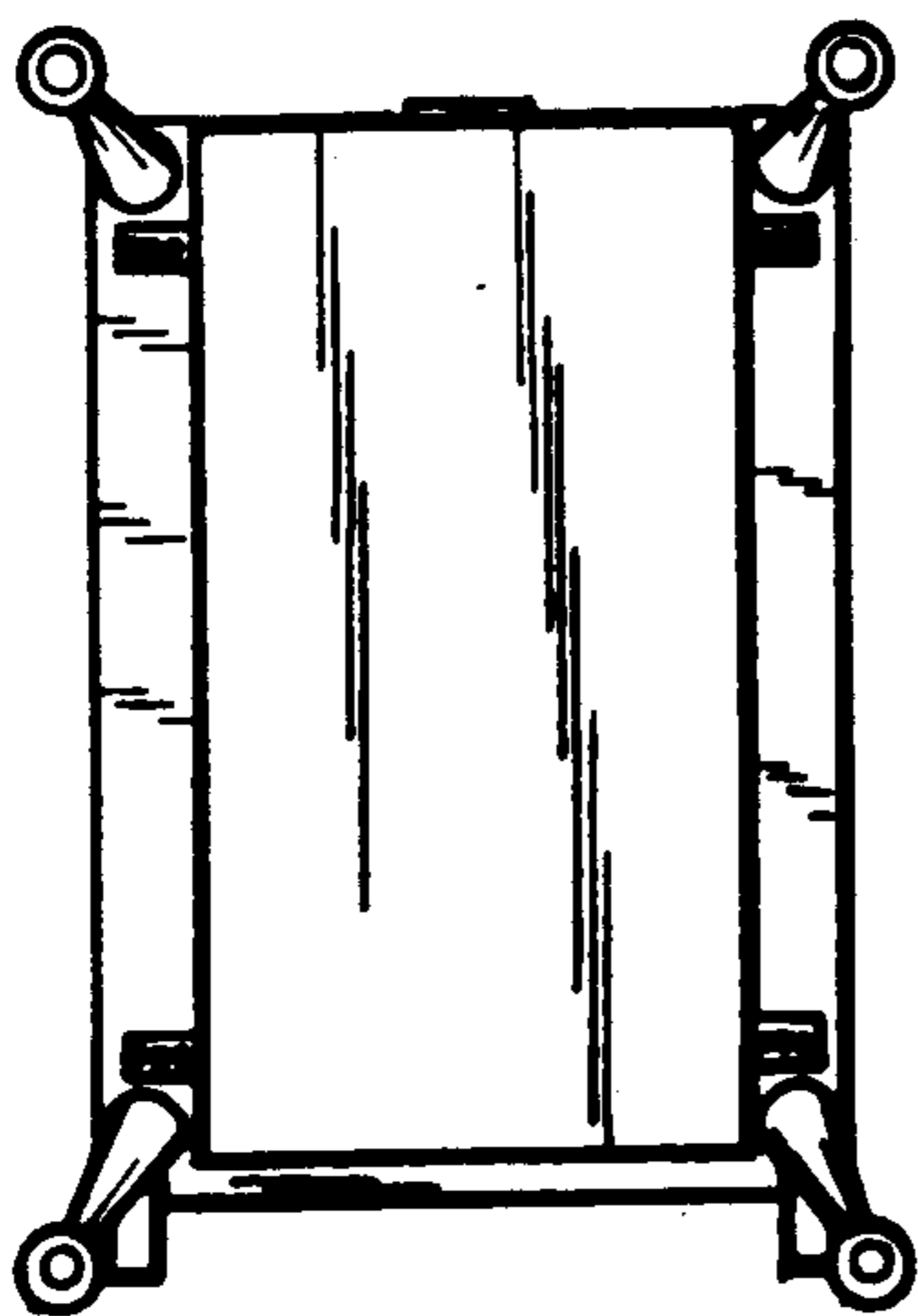


FIG. 5




FIG. 7




FIG. 3




FIG. 2

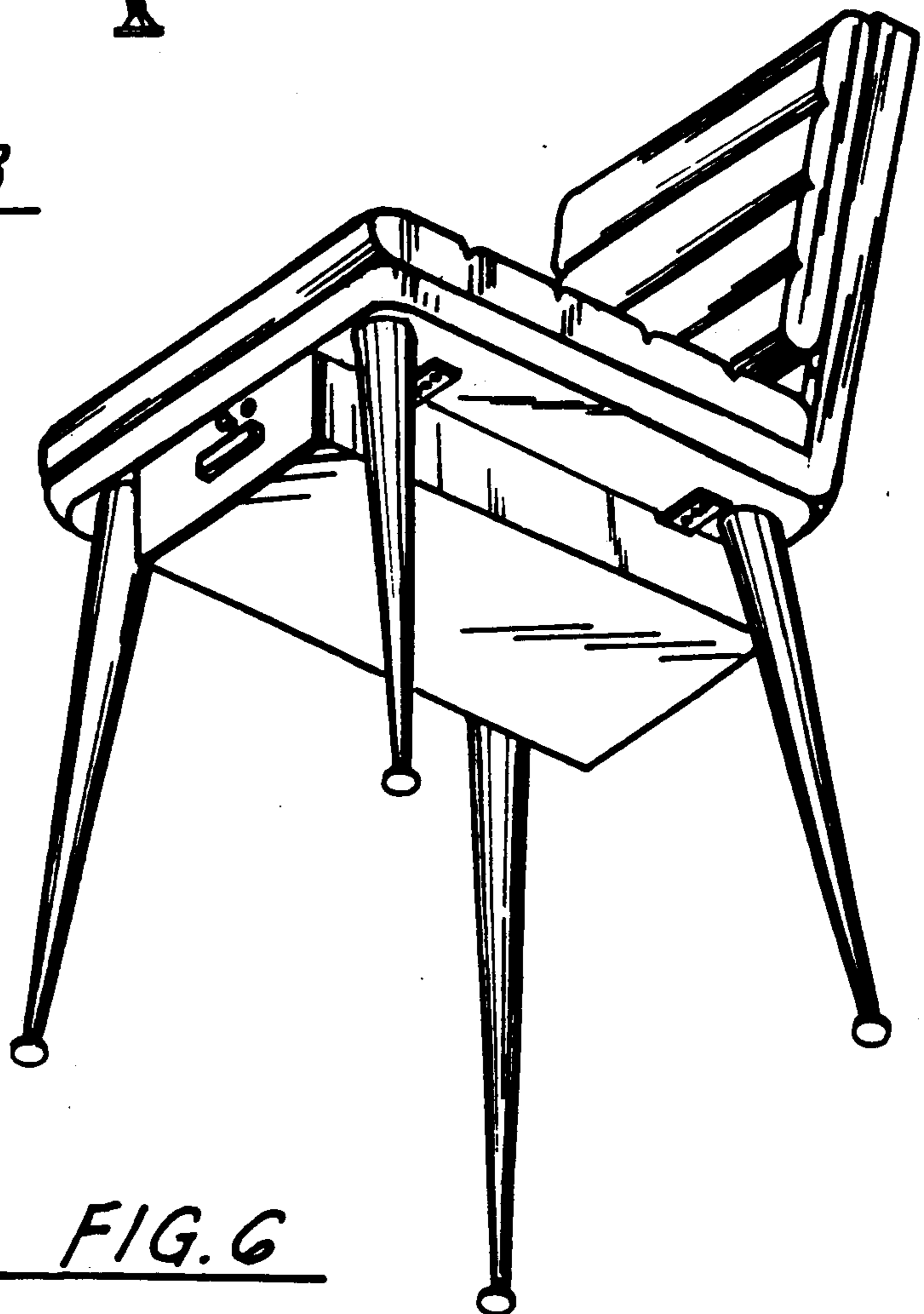


FIG. 6