

[54] **VEHICLE LOADING RAMP**

[76] **Inventor: Frank E. Murray, 7468 Fortman Ave., Fountain, Colo. 80817**

[\*\*] **Term: 14 Years**

[21] **Appl. No.: 353,506**

[22] **Filed: May 18, 1989**

[52] **U.S. Cl. .... D34/32**

[58] **Field of Search ..... D34/28, 32; 105/239, 105/436; 254/81, 88, 266; 193/1, 3, 4, 5, 6, 38, 41; 414/537**

[56] **References Cited**

**U.S. PATENT DOCUMENTS**

D. 264,199	5/1982	Wood .....	D34/32
D. 299,776	2/1989	Canterberry .....	D34/32
1,293,083	2/1919	Golding .....	193/41
3,517,791	6/1970	Miles .....	193/41
4,003,483	1/1977	Fulton .....	414/537
4,098,414	4/1978	Abiera .....	414/537
4,601,632	7/1986	Agee .....	414/537

4,668,002 5/1987 Hanson ..... 414/537

*Primary Examiner*—Wallace R. Burke  
*Assistant Examiner*—Holly H. Baynham  
*Attorney, Agent, or Firm*—Richard W. Hanes

[57] **CLAIM**

The ornamental design for a vehicle loading ramp, as shown and described.

**DESCRIPTION**

FIG. 1 is a perspective view of the vehicle loading ramp showing my new design with the broken line showing of a truck and an adjacent ramp disclosed for illustrative purposes only and forming no part of the claimed design;

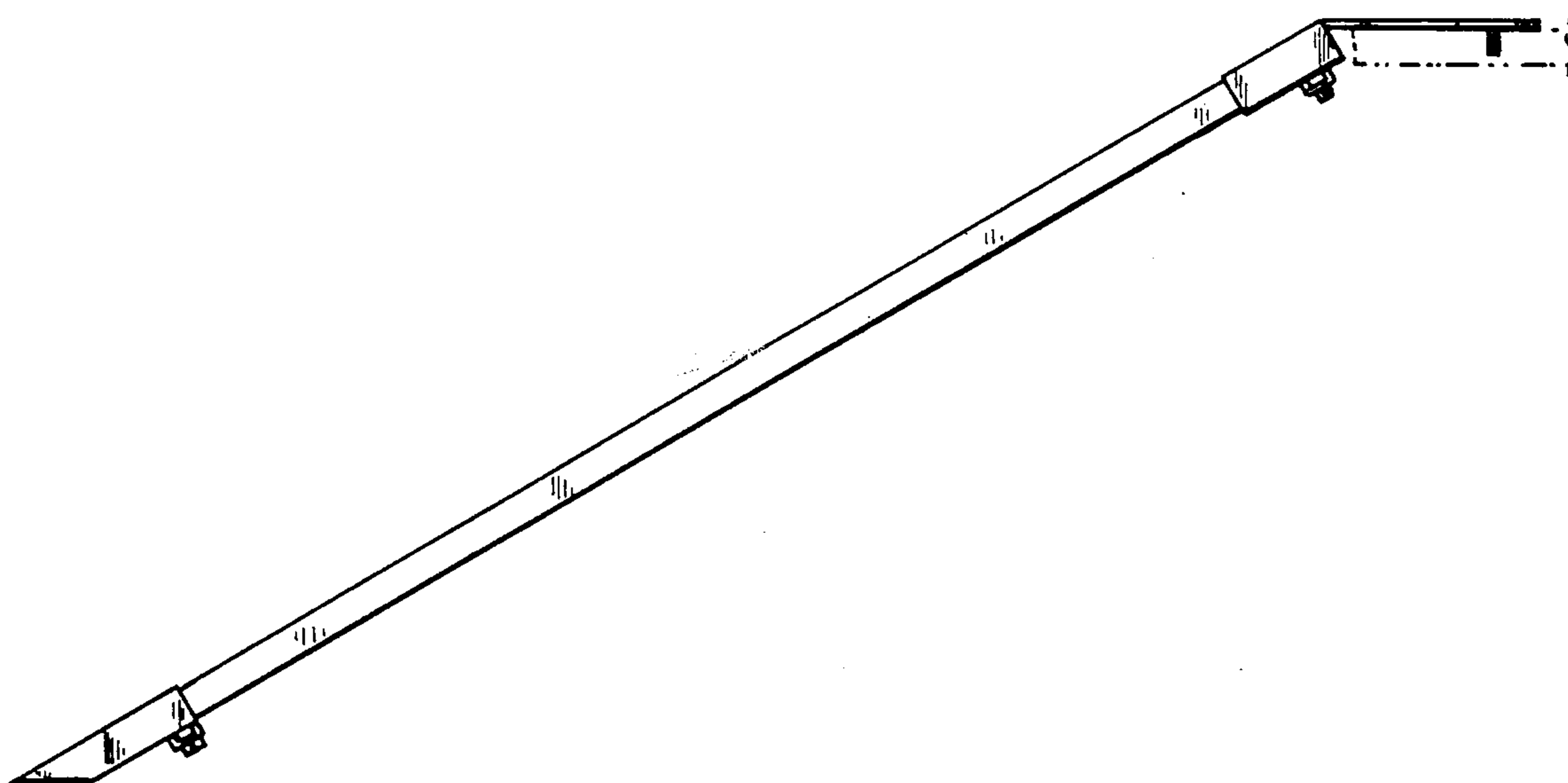

FIG. 2 is a side elevational view with the opposite side being a mirror image thereof and with the broken lines shown for illustrative purposes only and forming no part of the claimed design;

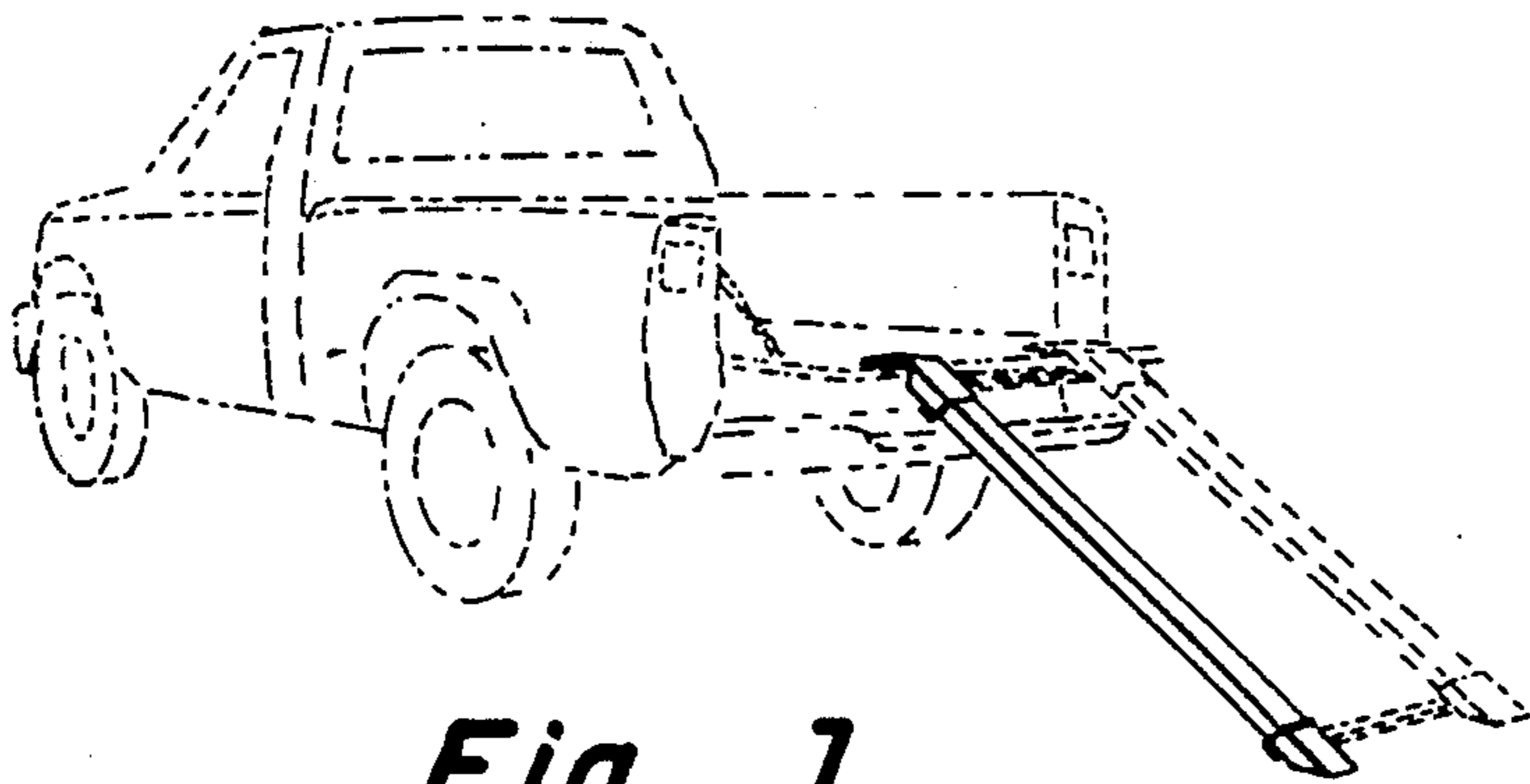
FIG. 3 is a front elevational view thereof;

FIG. 4 is a rear elevational view thereof;

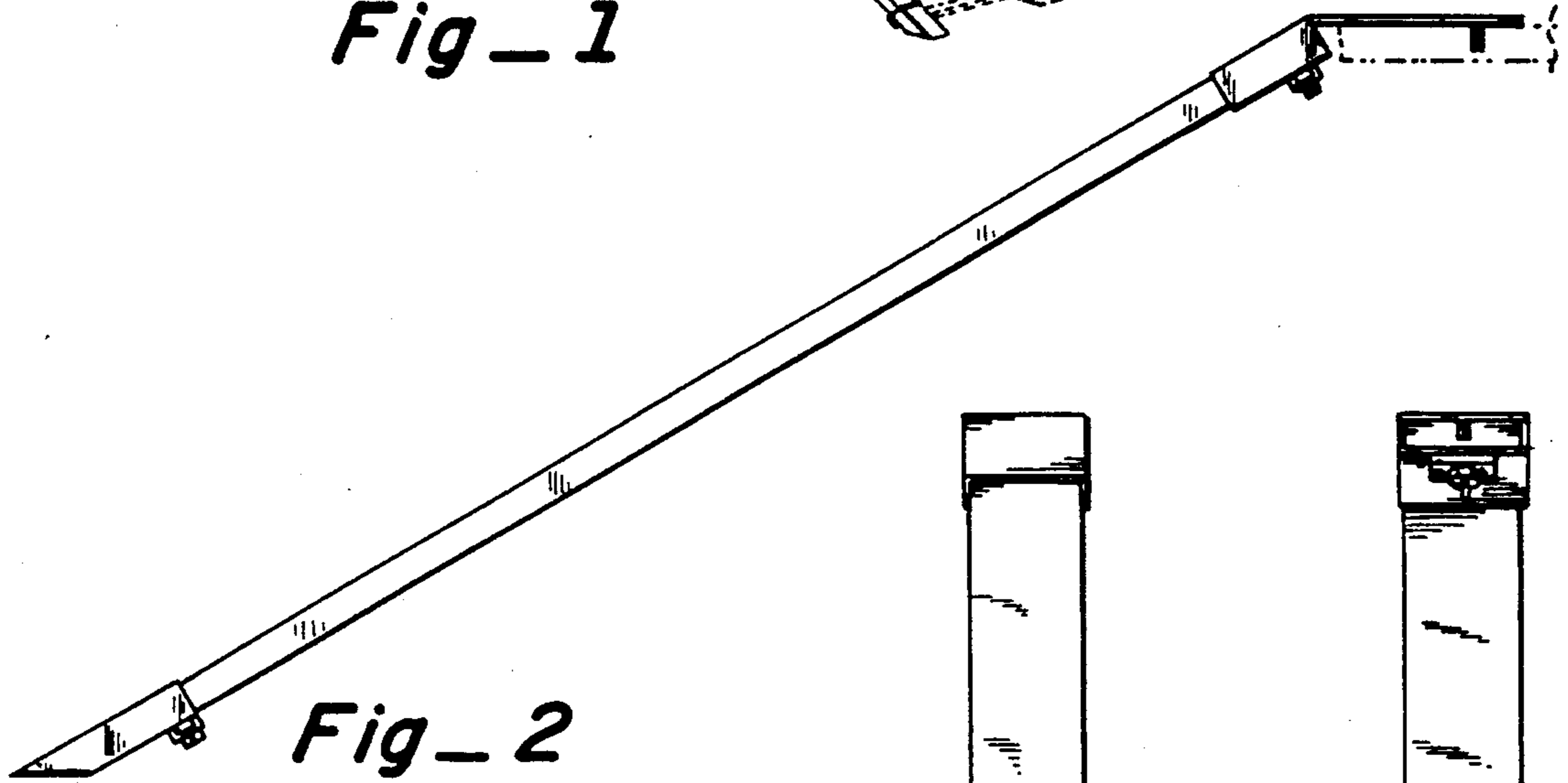
FIG. 5 is a top plan view thereof;

FIG. 6 is a bottom plan view thereof.





*Fig\_1*



*Fig\_2*



*Fig\_3*



*Fig\_4*



*Fig\_5*



*Fig\_6*