

[54] STAND FOR AN IRON

[75] Inventor: Michael N. Komar, Shropshire, England

[73] Assignee: Russell Hobbs Tower Limited, United Kingdom

[**] Term: 14 Years

[21] Appl. No.: 229,103

[22] Filed: Aug. 5, 1988

[30] Foreign Application Priority Data

Feb. 5, 1988 [GB] United Kingdom 1048309

[52] U.S. Cl. D32/73

[58] Field of Search D32/68, 71, 73; 38/79, 38/96, 141-142; 248/117.1-117.7

[56] References Cited

U.S. PATENT DOCUMENTS

D. 89,922	5/1933	Ritz-Woller	D32/73
D. 291,132	7/1987	Komar	D32/73
3,162,415	12/1964	St Pierre	248/117.6
3,215,379	11/1965	Rico	248/117.2

FOREIGN PATENT DOCUMENTS

1022714 4/1985 United Kingdom .

OTHER PUBLICATIONS

Housewares, Apr. 1985, Osrow Rechargeable Base p. 45.

Primary Examiner—Wallace R. Burke
Assistant Examiner—Lavone D. Tabor
Attorney, Agent, or Firm—Reed Smith Shaw & McClay

[57] CLAIM

The ornamental design for a stand for an iron, as shown and described.

DESCRIPTION

FIG. 1 is perspective view of a stand for an iron showing my new design;
FIG. 2 is a side elevational view thereof, the opposite side being a mirror image;
FIG. 3 is a top plan view thereof;
FIG. 4 is a bottom plan view thereof;
FIG. 5 is an elevational view as seen from the left of FIG. 2; and
FIG. 6 is an elevational view as seen from the right of FIG. 2.

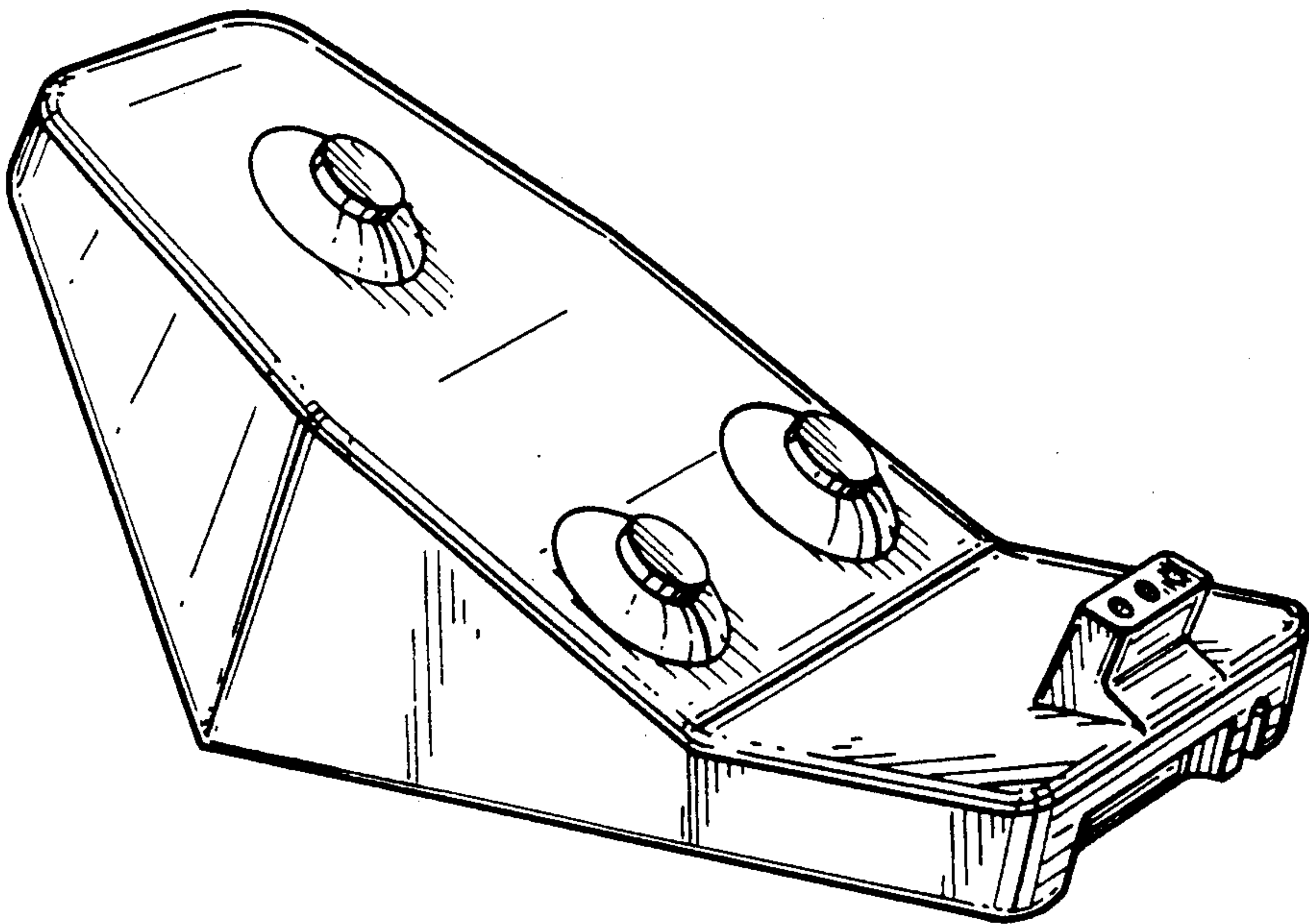


FIG. 1

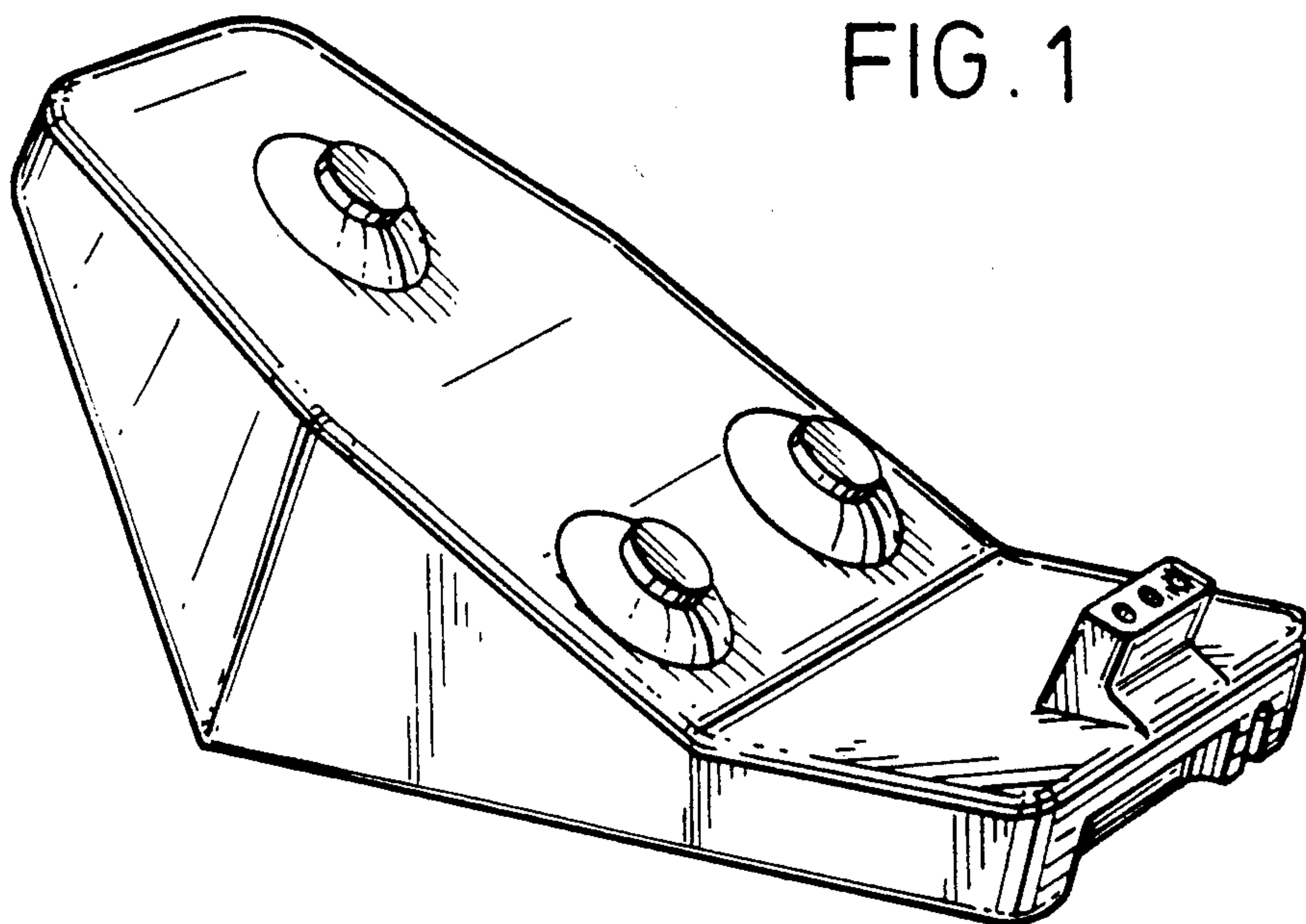


FIG. 2




FIG. 3




FIG. 5

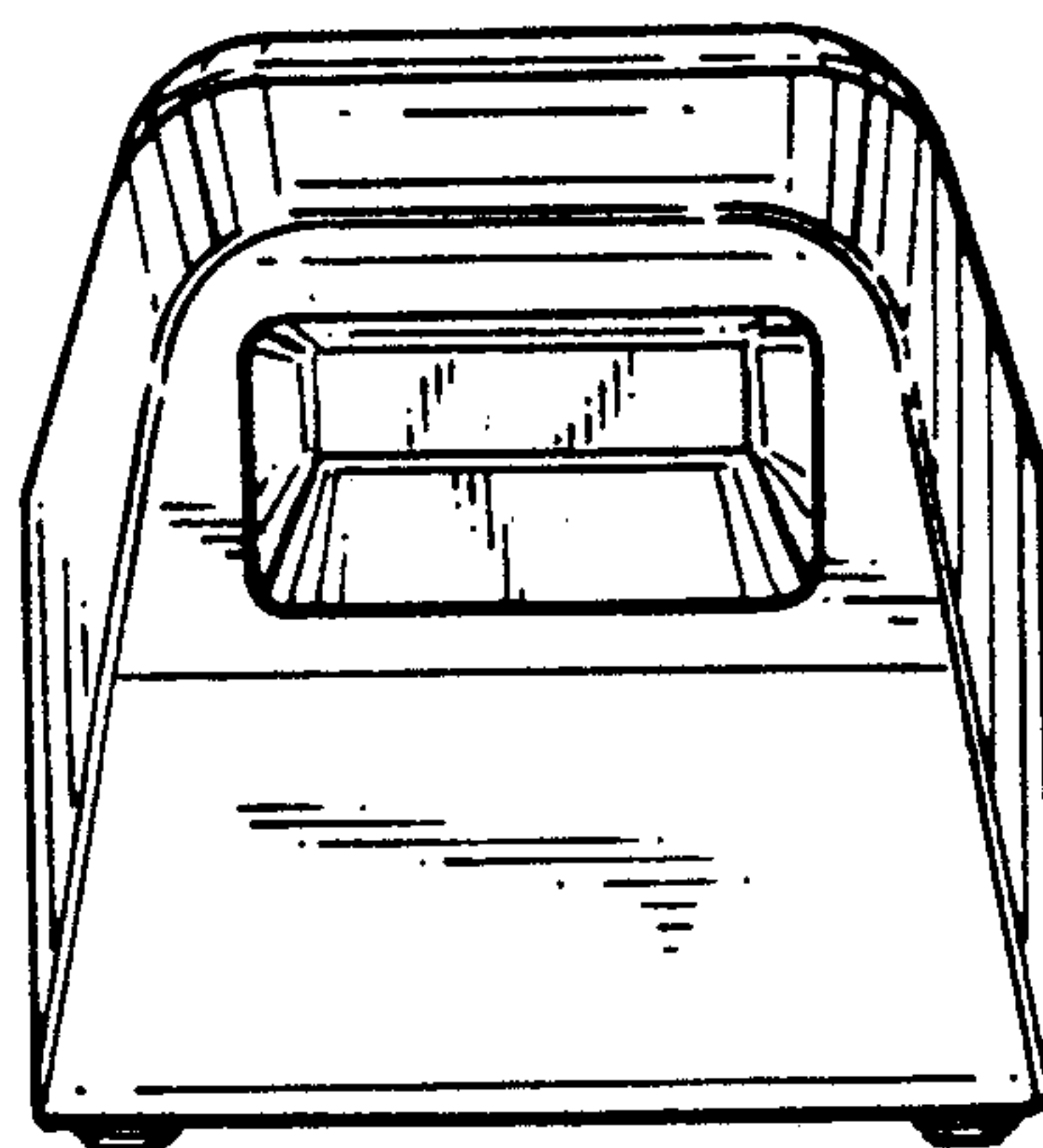


FIG. 4




FIG. 6

