

[54] **CLEANING MACHINE**

[75] **Inventor: Richard F. Wulff, Maple Plain, Minn.**

[73] **Assignee: Castex Industries, Inc., Holland, Mich.**

[\*\*] **Term: 14 Years**

[21] **Appl. No.: 161,609**

[22] **Filed: Feb. 29, 1988**

[52] **U.S. Cl. .... D32/16, D32/21**

[58] **Field of Search ..... D32/15, 16, 21; 51/424;  
51/429, 425, 423; 15/48, 300, 340, 353;  
D21/128**

[56] **References Cited**

**U.S. PATENT DOCUMENTS**

1,542,262 9/1922 Morton, Jr. .... 15/353 X  
4,196,492 4/1980 Johnson et al. .... 15/353 X

4,200,951 5/1980 Burgoon et al. .... 15/353 X  
4,759,094 7/1988 Palmer et al. .... 15/353 X


*Primary Examiner*—Louis S. Zarfes  
*Assistant Examiner*—Paula Allen  
*Attorney, Agent, or Firm*—Price, Heneveld, Cooper,  
DeWitt & Litton

[57] **CLAIM**

The ornamental design for a cleaning machine, as shown and described.

**DESCRIPTION**

FIG. 1 is a front perspective view of a cleaning machine showing my new design;  
FIG. 2 is a front elevational view;  
FIG. 3 is a left side elevational view;  
FIG. 4 is a right side elevational view;  
FIG. 5 is a rear elevational view;  
FIG. 6 is a top plan view; and  
FIG. 7 is a bottom plan view.






FIG. 1




FIG. 2




FIG. 3




FIG. 4

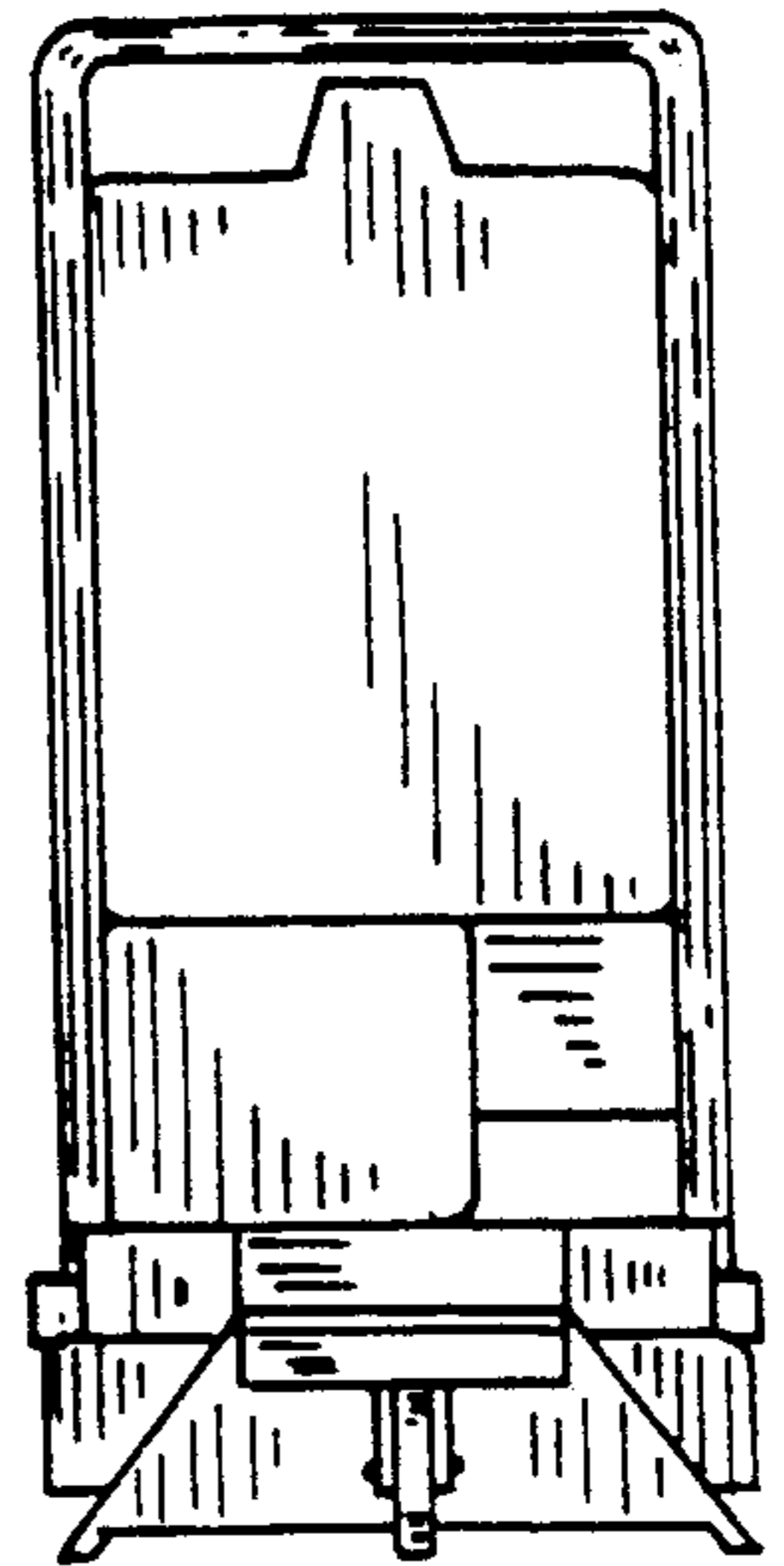


FIG. 5

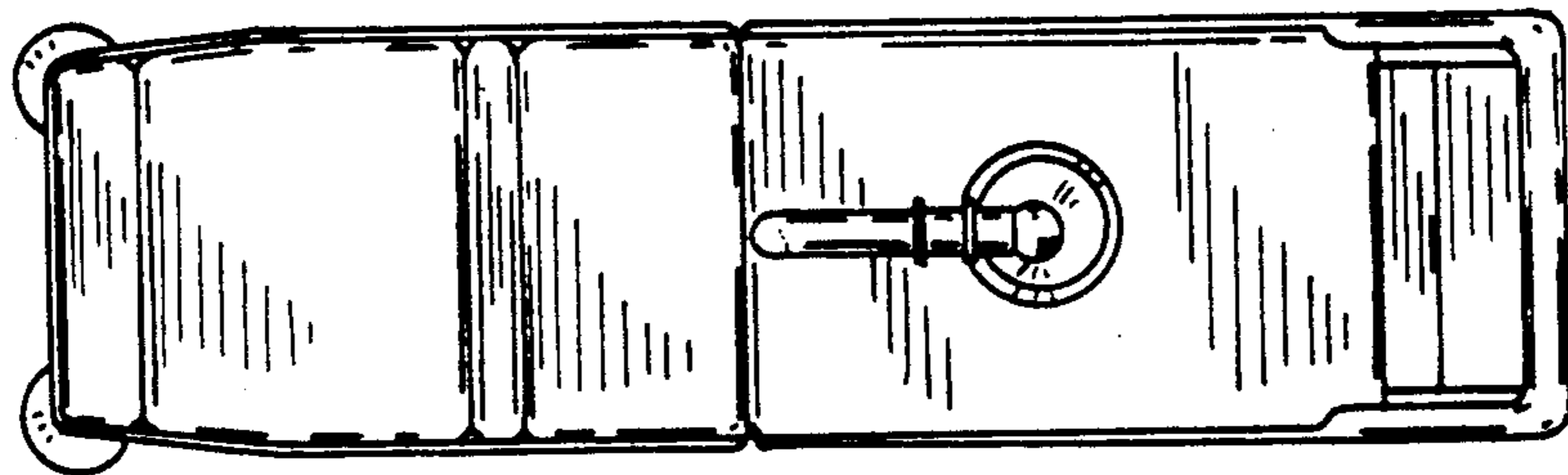


FIG. 6

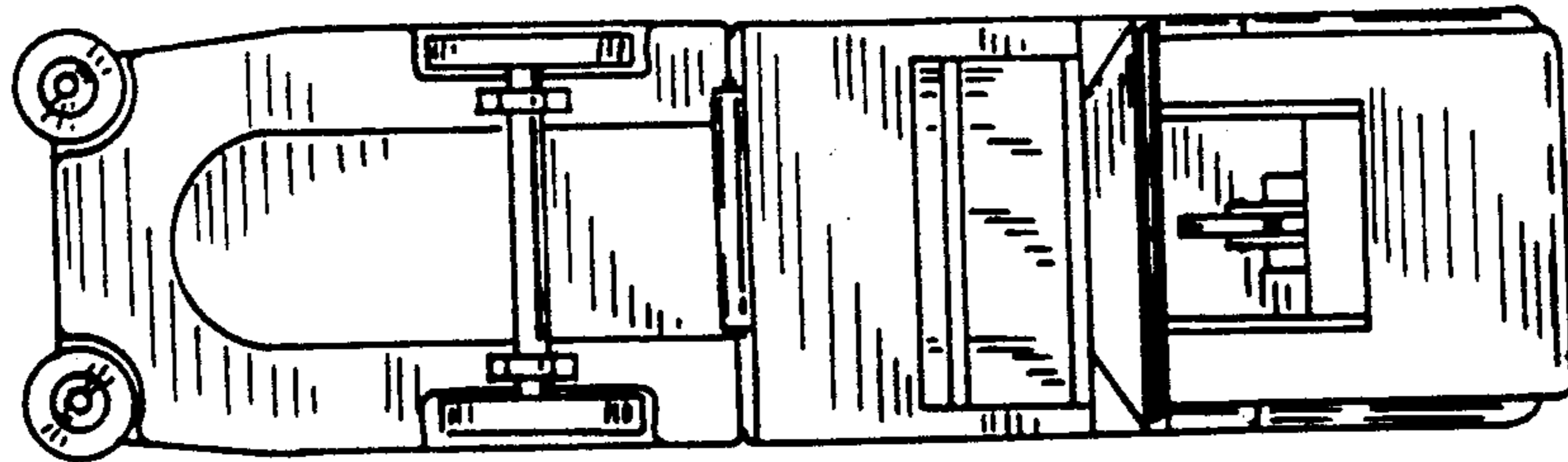


FIG. 7