

[54] REVERSIBLE VANE FOR A THROWING WHEEL

[75] Inventors: James H. Carpenter; Haven L. Keller, both of Hagerstown, Md.

[73] Assignee: Pangborn Corporation, Hagerstown, Md.

[**] Term: 14 Years

[21] Appl. No.: 149,616

[22] Filed: Jan. 28, 1988

[52] U.S. Cl. D15/126; D32/25

[58] Field of Search D32/25; 51/432, 434, 51/435

D. 304,455	11/1989	Carpenter	D15/126
2,204,635	2/1934	Turnbull	51/434
2,508,333	8/1947	Haworth, Jr. et al.	51/435
3,383,804	5/1968	Haider	51/434
4,164,104	8/1979	Carpenter et al.	51/434 X
4,473,972	10/1984	Leliaert	51/435

Primary Examiner—A. Hugo Word
Assistant Examiner—Paula Allen
Attorney, Agent, or Firm—Charles E. Brown; Charles A. Brown

[57] CLAIM

The ornamental design for a reversible vane for a throwing wheel, as shown and described.

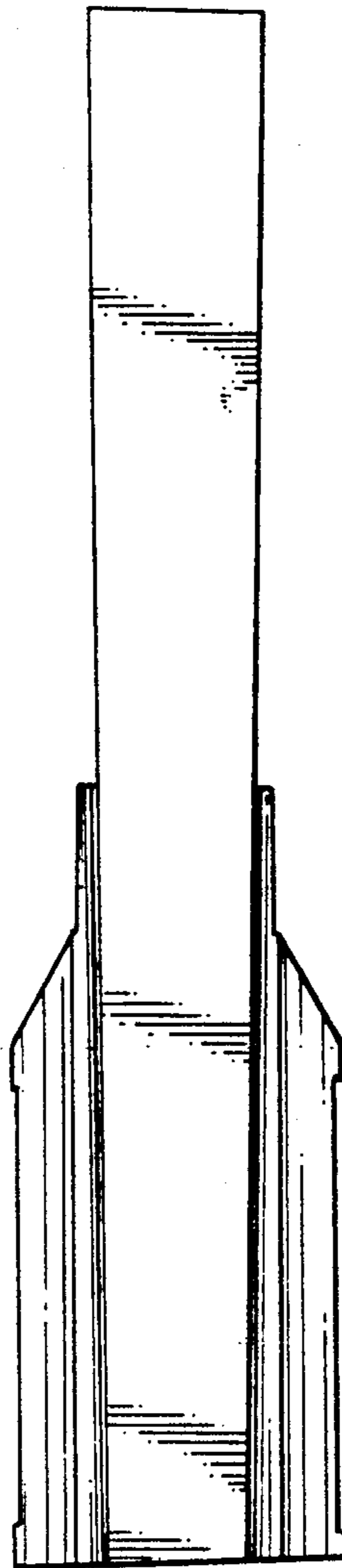
DESCRIPTION

FIG. 1 is a front elevational view of a reversible vane for a throwing wheel showing our new design; FIG. 2 is a rear elevational view thereof; FIG. 3 is a top plan view thereof; FIG. 4 is a bottom plan view thereof; and FIG. 5 is a right side elevational view, the left side being a mirror image thereof.

[56] References Cited

U.S. PATENT DOCUMENTS

D. 268,114	3/1983	Tutton	D15/126
D. 269,012	5/1983	Tutton	D15/126
D. 274,526	7/1984	Watts	D15/126
D. 304,199	10/1989	Carpenter	D15/126



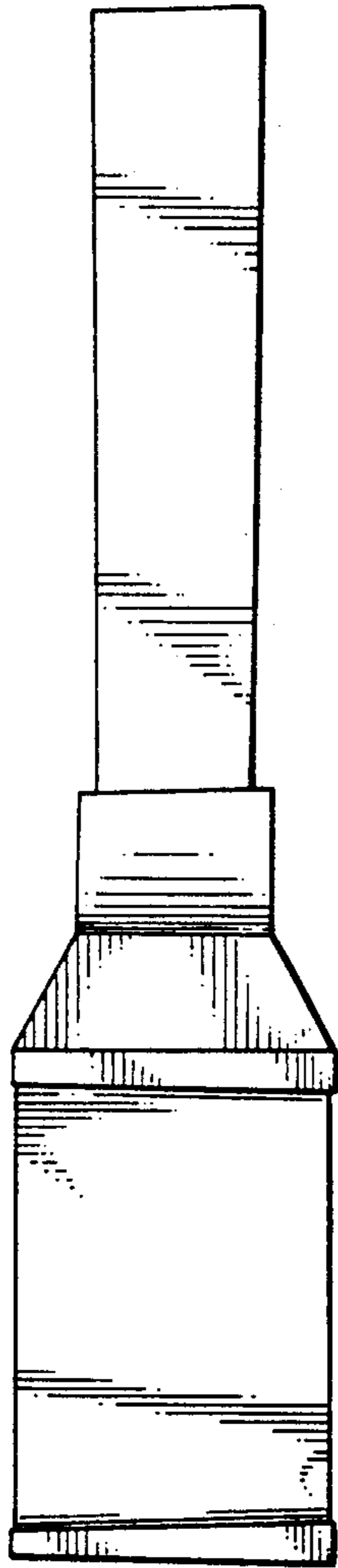


FIG. 2

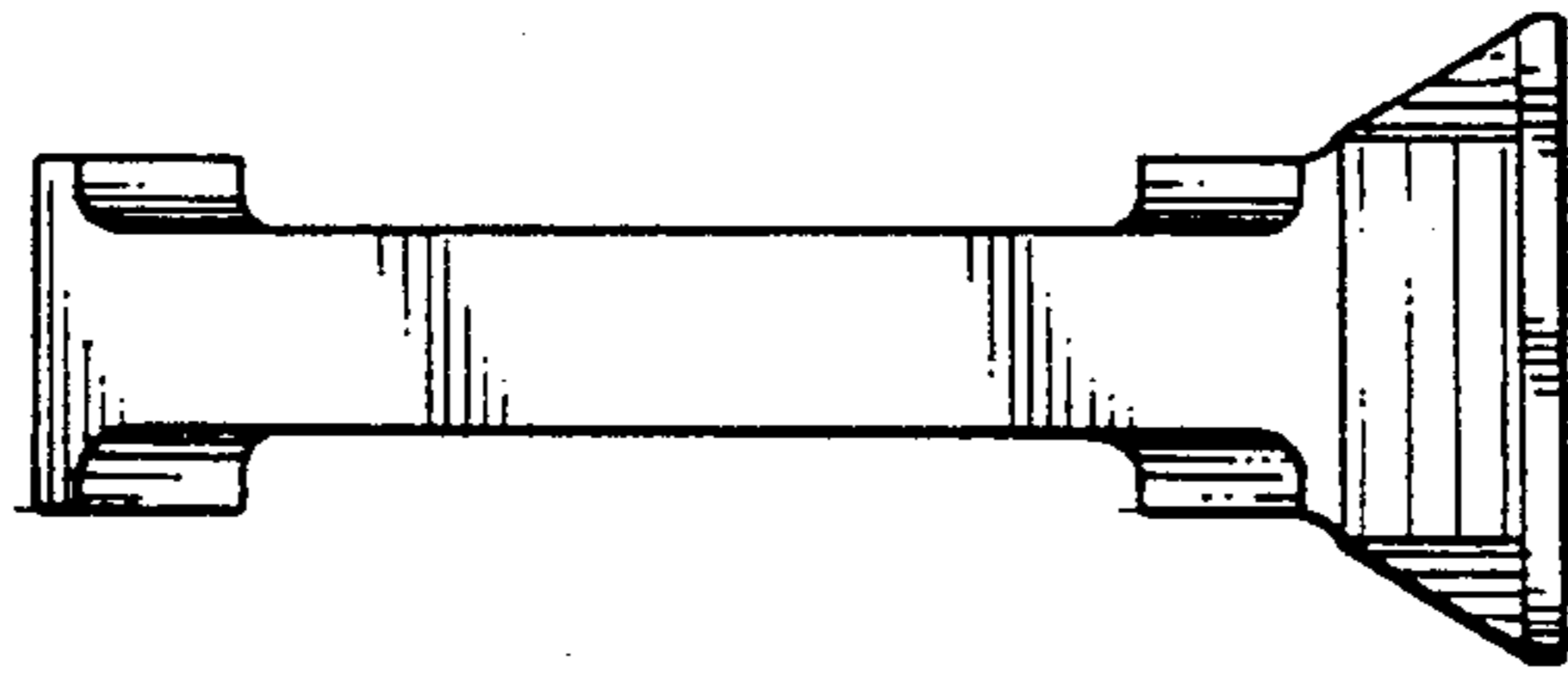


FIG. 3

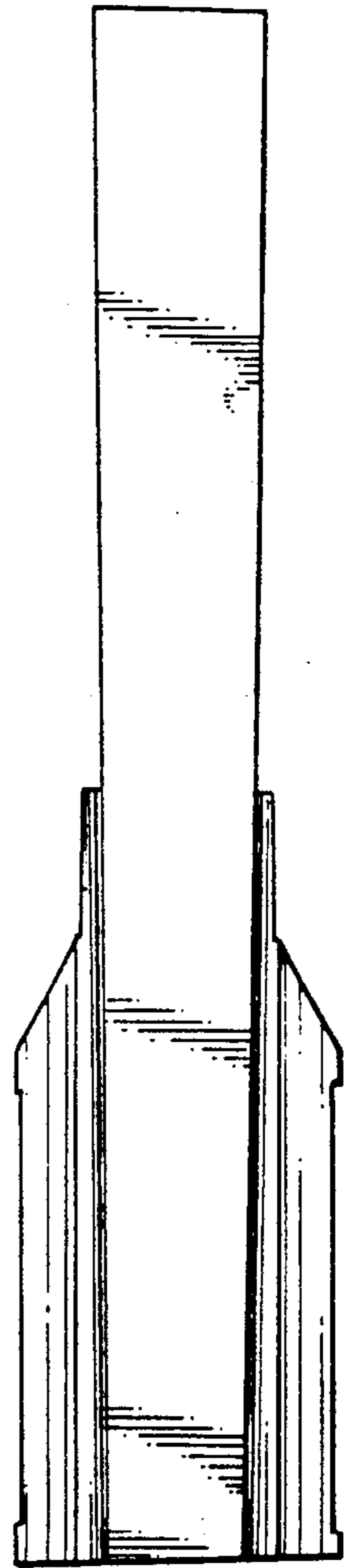


FIG. 1

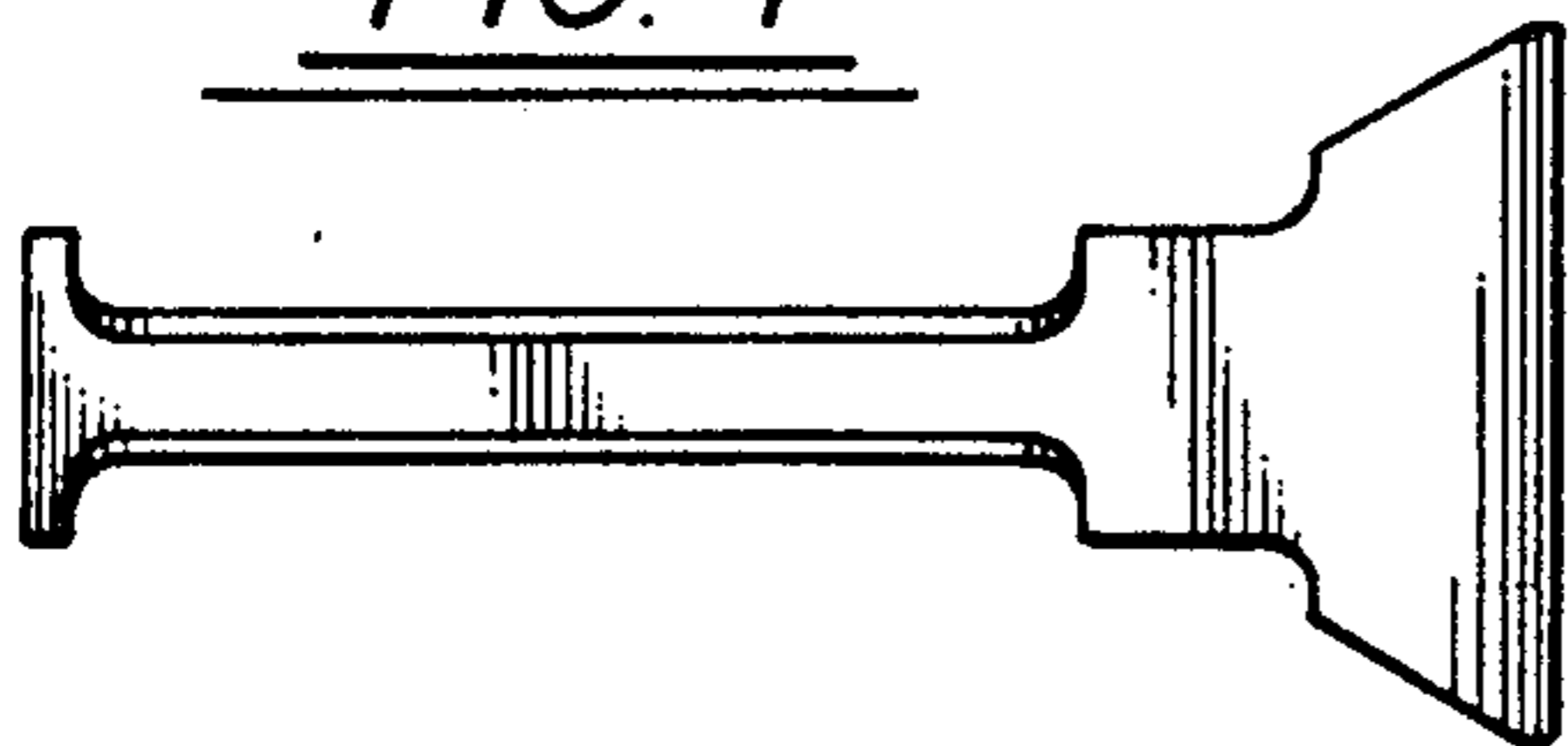


FIG. 4




FIG. 5