

[54] PORTABLE LAPTOP COMPUTER

[75] Inventors: Tetsuya Imamura, Osaka; Yoshihiko Sugiyama, Nara; Benito Mishiro, Osaka, all of Japan

[73] Assignee: Matsushita Electric Industrial Co., Ltd., Osaka, Japan

[\*\*] Term: 14 Years

[21] Appl. No.: 353,735

[22] Filed: May 18, 1989

[52] U.S. Cl. .... D14/106

[58] Field of Search ..... D14/100, 105, 106, 107, D14/109, 113, 115; D18/1, 7, 11, 12; 340/700, 706, 711, 712; 341/22, 23; 235/145 A, 145 R; 358/249, 254; 364/706-710; 400/477, 485, 486, 488, 489, 681, 682, 685, 691; 312/208; 248/917-925

[56]

References Cited

U.S. PATENT DOCUMENTS

D. 291,442	8/1987	Kurihara	.....	D14/106
D. 307,581	5/1990	Ooshima	.....	D14/106
D. 310,353	9/1990	Sugano et al.	.....	D14/106
D. 311,906	11/1990	Iino	.....	D14/106
D. 312,248	11/1990	Seki	.....	D14/106
D. 312,626	12/1990	Lam	.....	D14/106
4,951,241	8/1990	Hosoi et al.	.....	364/708

Primary Examiner—Wallace R. Burke  
Assistant Examiner—Freda S. Nunn  
Attorney, Agent, or Firm—Sughrue, Mion, Zinn, Macpeak & Seas


[57]

CLAIM


The ornamental design for a portable laptop computer, as shown and described.

DESCRIPTION

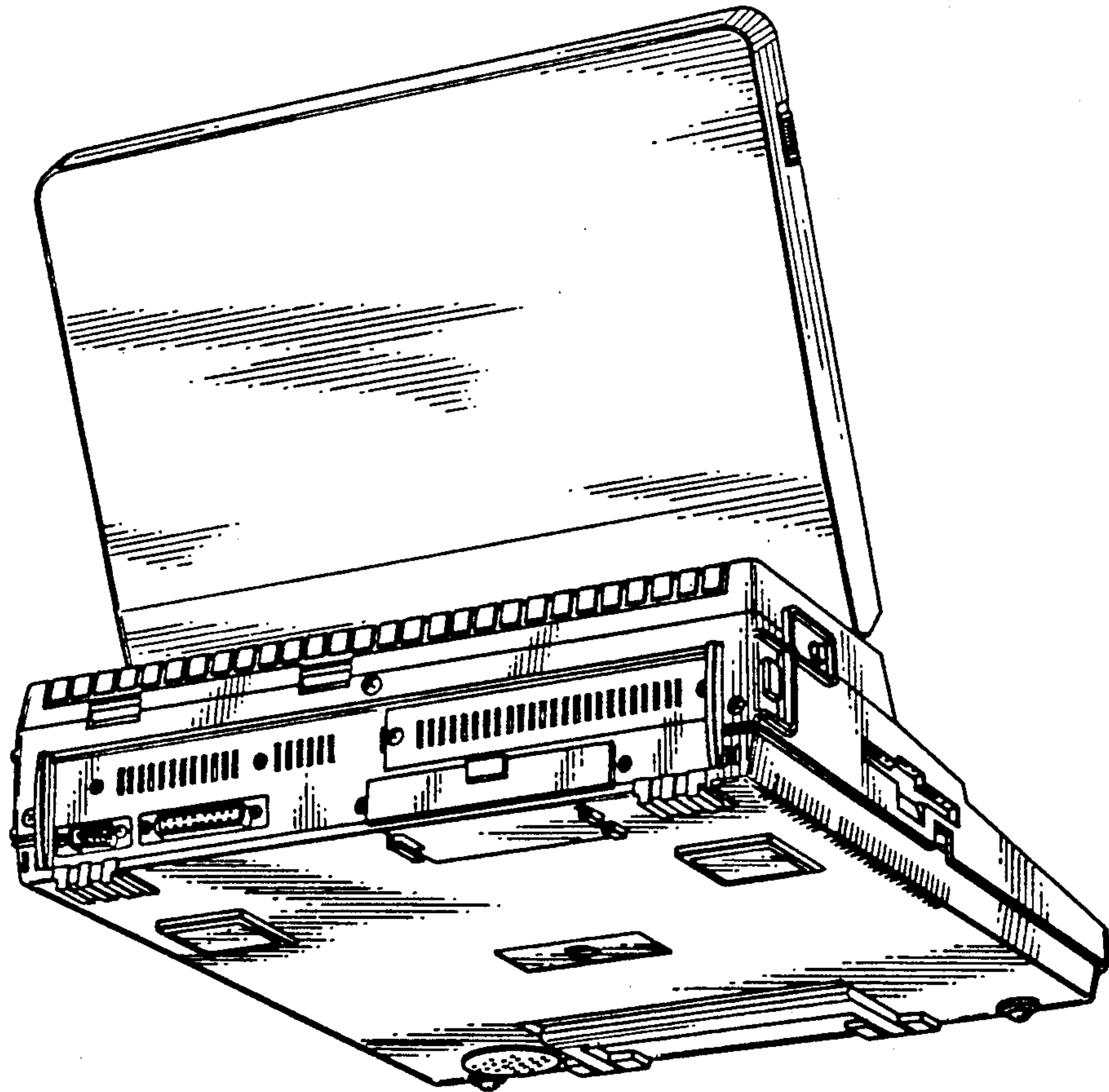
FIG. 1 is a front, top and right side perspective view of a portable laptop computer showing our new design; FIG. 2 is a bottom, rear, and left side perspective thereof; and FIG. 3 is an enlarged front, top and right side perspective view thereof with the pivotable display cover in the closed position.



*Fig. 1*



*Fig. 2*





*Fig. 3*

