

[54] **PLUG FOR A BATTERY TERMINAL CONNECTOR**

[75] Inventor: **Jeremy C. Hill**, 603½ Orchid Ave.,
Corona del Mar, Calif. 92628

[73] Assignees: **Ronald G. Slagle**, Laguna Beach;
Jeremy C. Hill, Corona del Mar,
both of Calif.

[**] Term: **14 Years**

[21] Appl. No.: **246,377**

[22] Filed: **Sep. 19, 1988**

[52] U.S. Cl. **D13/120**

[58] Field of Search **D21/108; D13/120;**
439/754, 759; D15/139; D8/66, 70

[56] **References Cited**

U.S. PATENT DOCUMENTS

D. 286,767	11/1986	Eriksson	D13/24
1,786,369	12/1930	Terrell et al.	439/754
1,939,105	12/1933	Christy	439/754
2,470,104	5/1949	Martin	439/759
3,568,139	3/1971	Delzer	339/239
3,764,961	10/1973	Poitras	439/759
4,470,654	9/1984	Friedman	339/95 B
4,595,842	6/1986	Soloway	307/10 R

4,775,331 10/1988 Magdesyan et al. 439/759

FOREIGN PATENT DOCUMENTS

2058488A 4/1981 United Kingdom 439/759

Primary Examiner—James M. Gandy
Assistant Examiner—Lisa Lichtenstein
Attorney, Agent, or Firm—F. Eugene Logan

[57] **CLAIM**

The ornamental design for a plug for a battery terminal connector, as shown and described.

DESCRIPTION

FIG. 1 is a bottom, front and right side perspective view of a plug for a battery terminal connector showing my new design;

FIG. 2 is a top, rear and left side perspective view thereof;

FIG. 3 is a top plan view thereof;


FIG. 4 is a front elevational view thereof;

FIG. 5 is a bottom plan view thereof;

FIG. 6 is a rear elevational view thereof;

FIG. 7 is a right side elevational view thereof, the left side elevational view being the mirror image thereof; and

FIG. 8 is a cross-sectional view thereof through line 8—8 of FIG. 6.






FIG. 1




FIG. 2

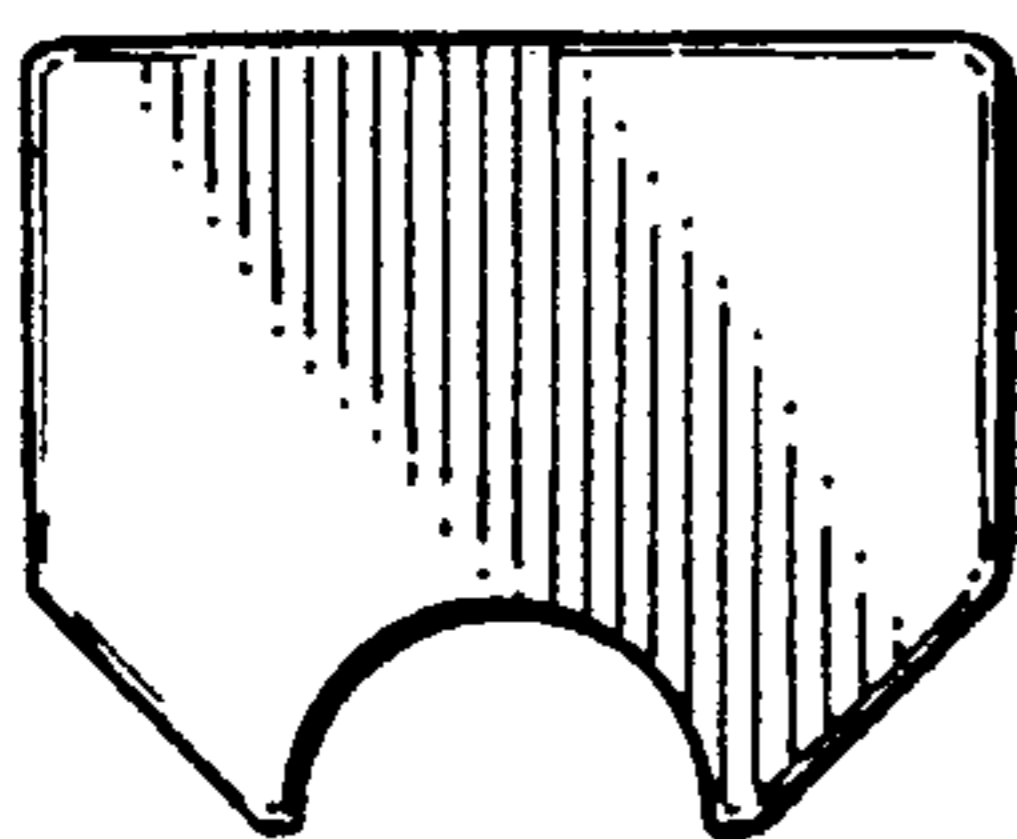


FIG. 3



FIG. 4

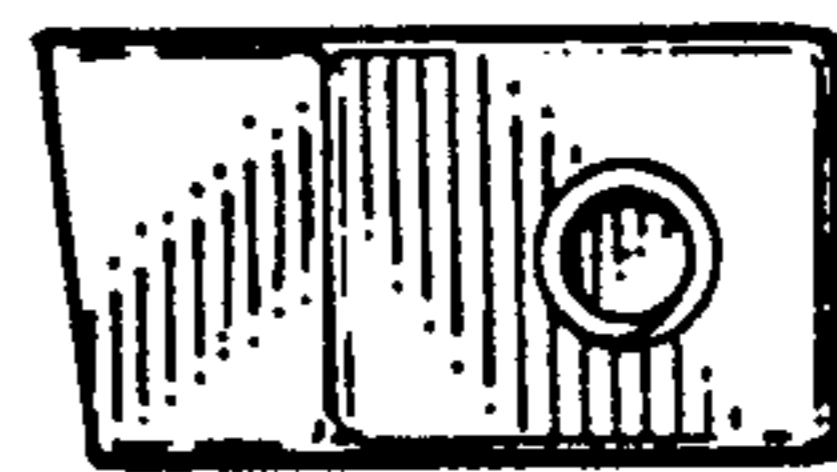


FIG. 7

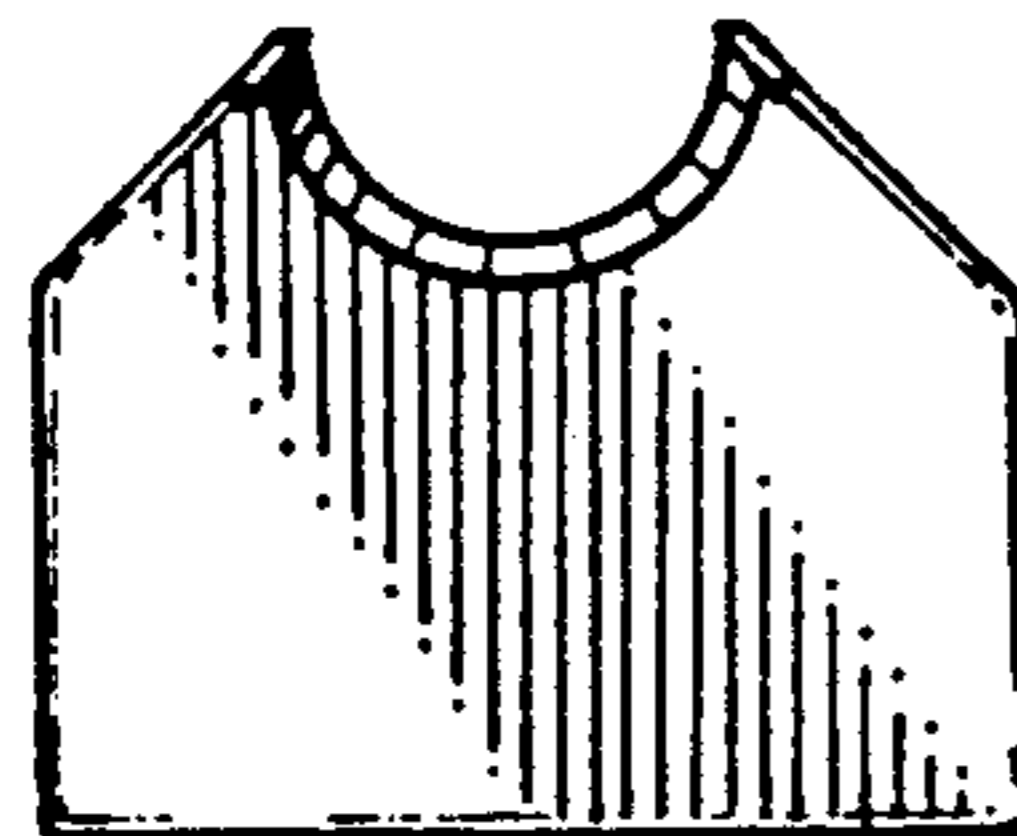


FIG. 5

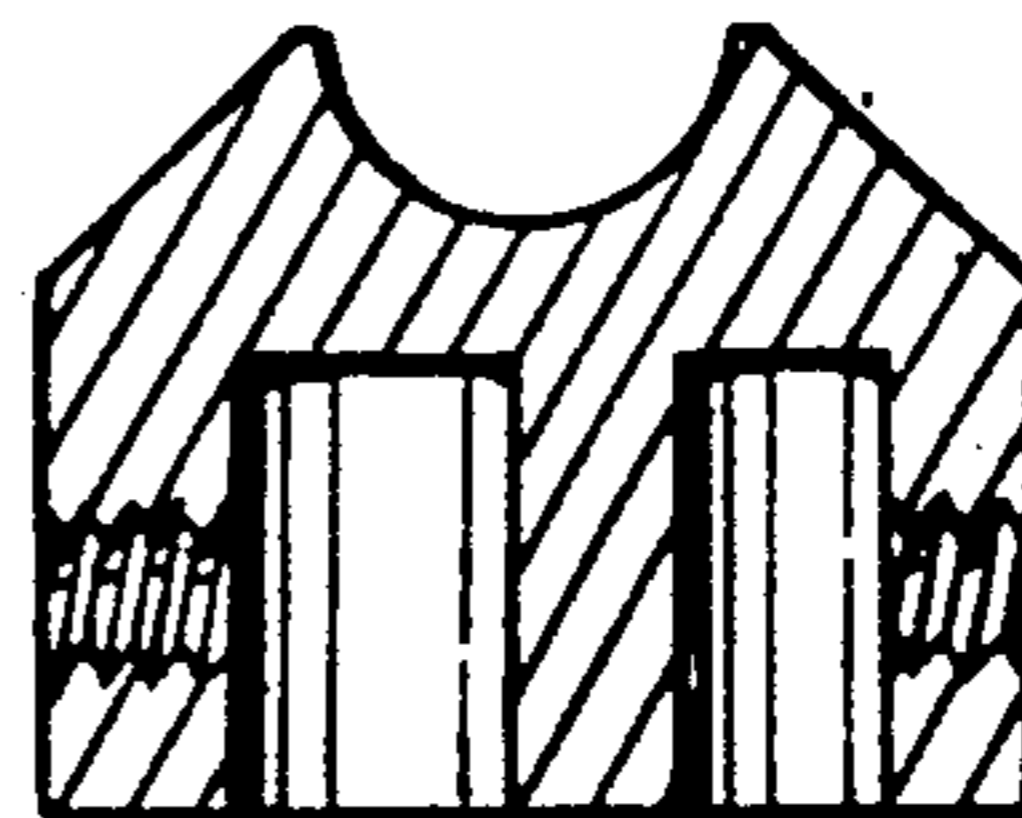


FIG. 8




FIG. 6