

[54] WRIST WATCH

[75] Inventors: John T. Houlihan, Watertown;
Judith Reichel, Southbury, both of
Conn.

[73] Assignee: Timex Corporation, Middlebury,
Conn.

[**] Term: 14 Years

[21] Appl. No.: 236,976

[22] Filed: Aug. 26, 1988

[52] U.S. Cl. D10/32

[58] Field of Search D10/30, 31, 32, 35,
D10/38, 34, 122, 123, 126, 128; D11/2, 3, 4, 5;
224/164, 165, 167, 168, 170, 173, 175, 178, 179;
368/10, 11, 12, 13, 14, 223, 228, 232, 239, 240,
241, 242, 276, 277, 280, 281, 282, 285, 290, 291,
292, 316, 317

[56] References Cited

U.S. PATENT DOCUMENTS

- D. 135,635 4/1943 Von Burg D10/32
- D. 285,662 9/1986 Kano D10/39

- D. 301,840 6/1989 Houlihan D10/38 X
- D. 303,092 8/1989 Wakamatsu D10/31
- D. 311,342 10/1990 Houlihan D10/30
- 4,477,194 10/1984 Michel et al. 368/276 X
- 4,629,329 12/1986 Komiyama 368/10
- 4,783,772 11/1988 Umemoto et al. 368/11

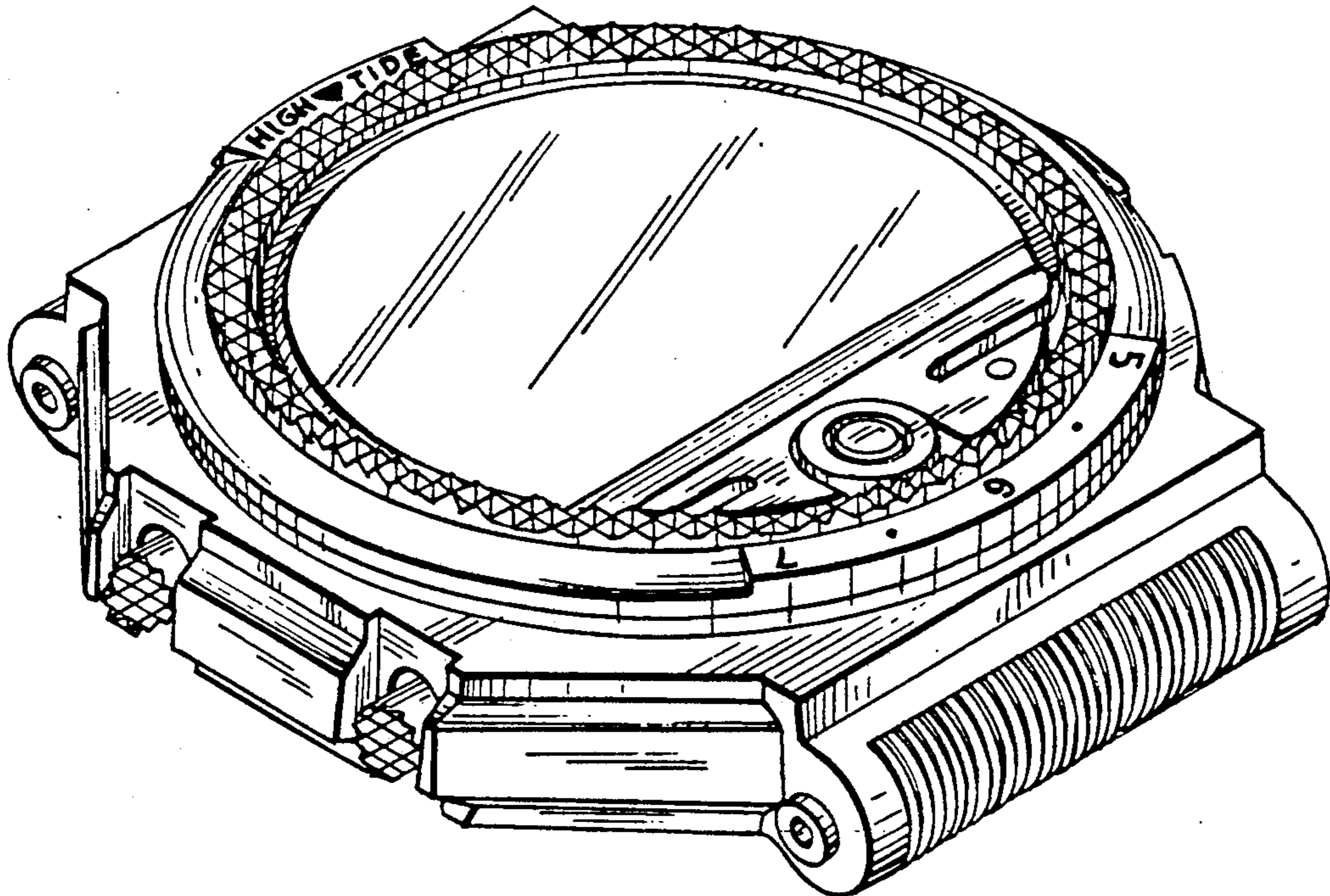
Primary Examiner—Nelson C. Holtje
Assistant Examiner—Antoine D. Davis
Attorney, Agent, or Firm—William C. Crutcher

[57] CLAIM

The ornamental design for a wrist watch, as shown and described.

DESCRIPTION

FIG. 1 is a top, front and left side perspective view of a wrist watch showing our new design, with the band omitted for ease of illustration;
FIG. 2 is a top plan view, with the band;
FIG. 3 is a bottom plan view of FIG. 2;
FIG. 4 is a left side elevational view of FIG. 2;
FIG. 5 is a right side elevational view of FIG. 2;
FIG. 6 is an inverted rear elevational view of FIG. 2;
and
FIG. 7 is a front elevational view thereof, of FIG. 2.



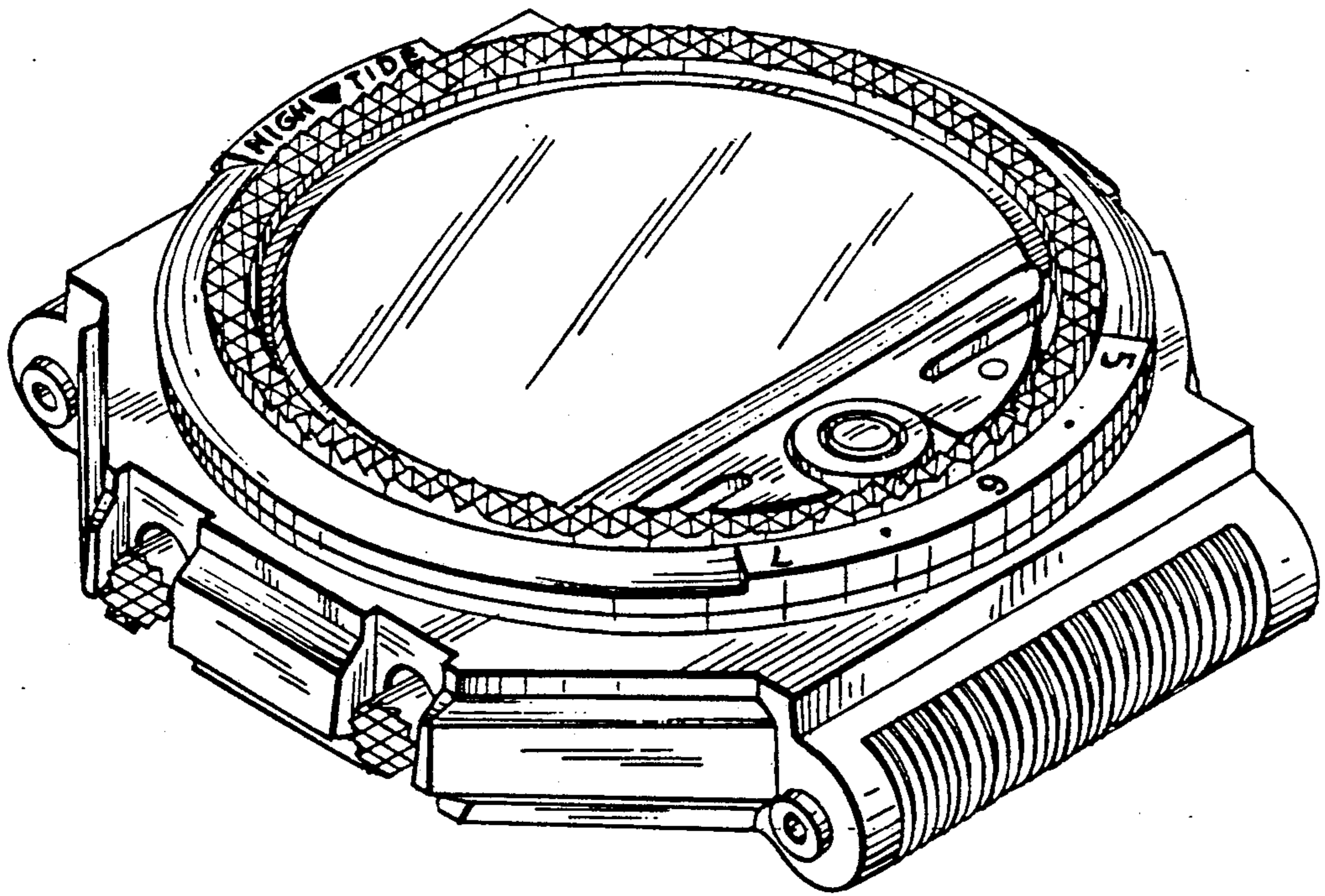


FIG. 1

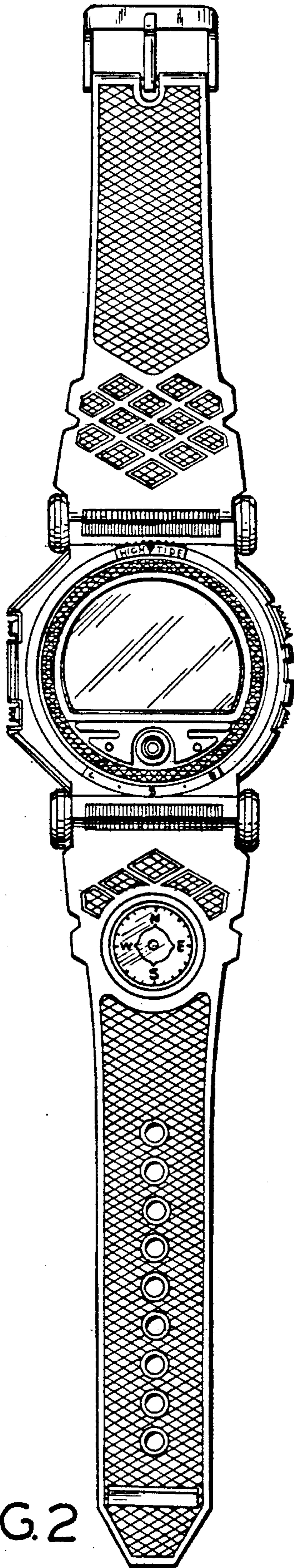


FIG. 2

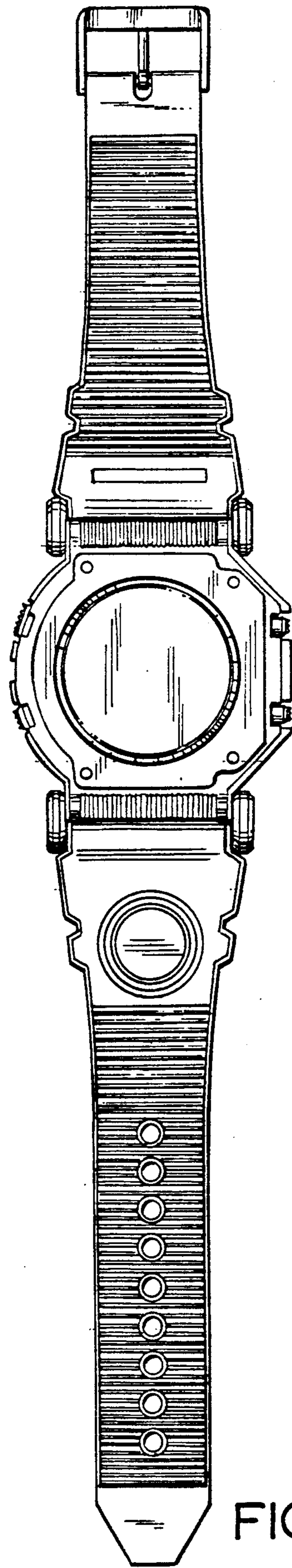


FIG. 3

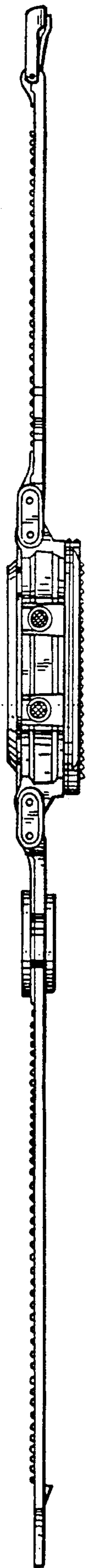


FIG. 4

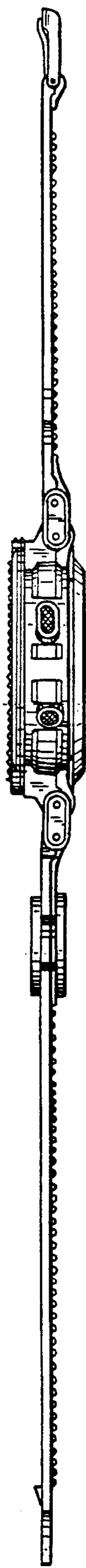


FIG. 5



FIG. 6




FIG. 7