

[54] ADJUSTABLE LOCKING HAND TOOL

[75] Inventor: Burrell T. Burney, DeWitt, Nebr.

[73] Assignee: Petersen Manufacturing Co., Inc.,
Nebr.

[**] Term: 14 Years

[21] Appl. No.: 149,062

[22] Filed: Jan. 26, 1988

[52] U.S. Cl. D8/72

[58] Field of Search D8/72, 71, 74; 81/367

[56] References Cited

U.S. PATENT DOCUMENTS

D. 259,327	5/1981	Sloane	D8/74 X
D. 260,476	9/1981	Knaus	D8/71 X
3,933,346	1/1976	Carver	D8/72 X
4,042,264	8/1977	Shumer	D8/72 X
4,344,215	8/1982	Dearman	81/367 X
4,850,254	7/1989	Burney	81/367
4,862,726	9/1989	Fooshee	D8/71 X

OTHER PUBLICATIONS

Carver, 2/1967, Model LM Deep Throat Clamp, top of page.

Vise-Grip, 7/1980, "C" Clamps #11R and 6R, middle and bottom of page.

Sylvax, 6/1986, Jet Clamp, front cover.

Primary Examiner—Nelson C. Holtje

Assistant Examiner—Gary D. Watson

Attorney, Agent, or Firm—Lackenbach Siegel Marzullo & Aronson

[57] CLAIM

The ornamental design for an adjustable locking hand tool, as shown.

DESCRIPTION

FIG. 1 is a top plan view of an adjustable locking hand tool showing my new design;

FIG. 2 is a front elevational view;

FIG. 3 is a right side elevational view;

FIG. 4 is a rear elevational view;

FIG. 5 is a left side elevational view; and

FIG. 6 is a bottom plan view thereof.

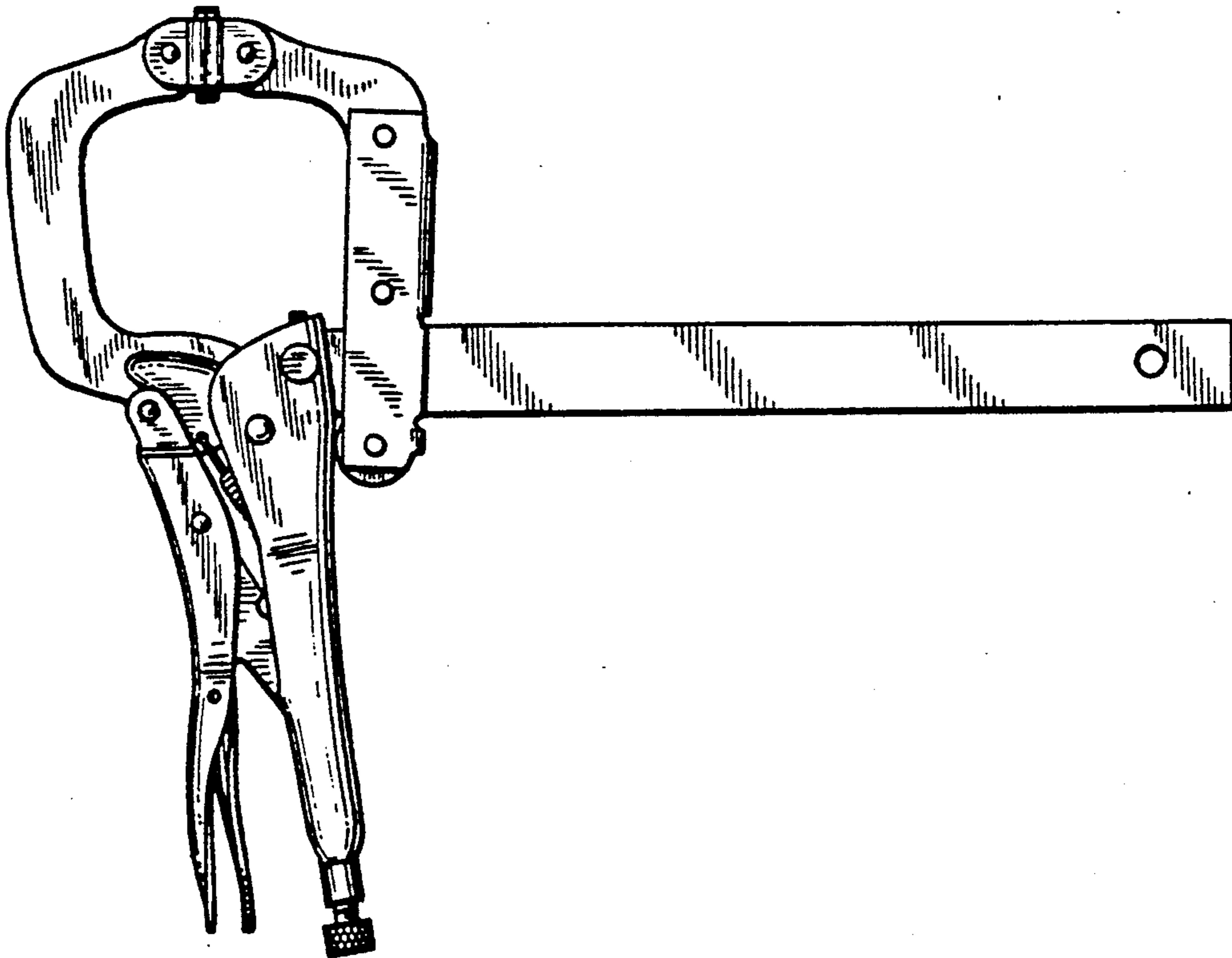


FIG. 1

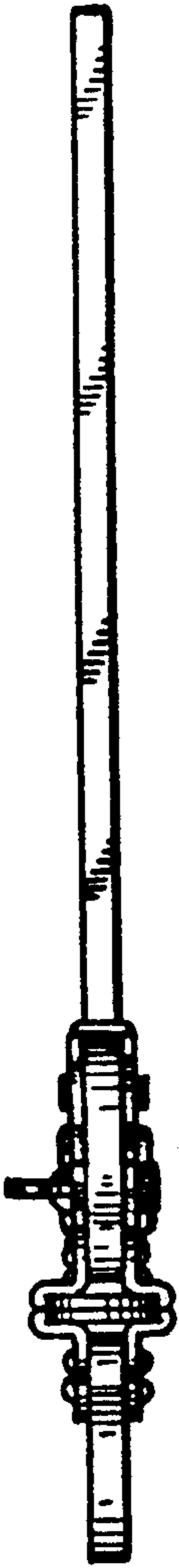


FIG. 2

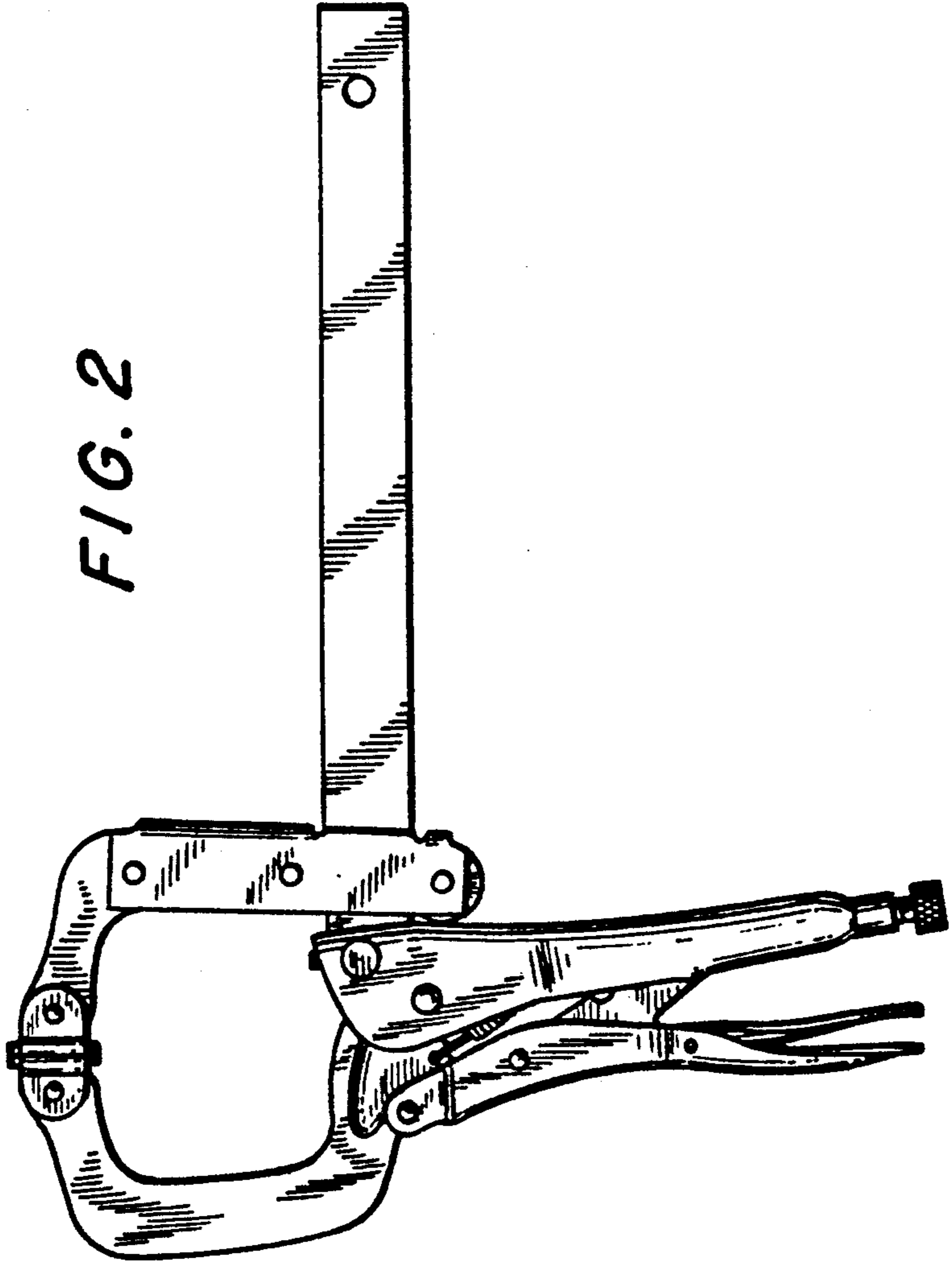



FIG. 3



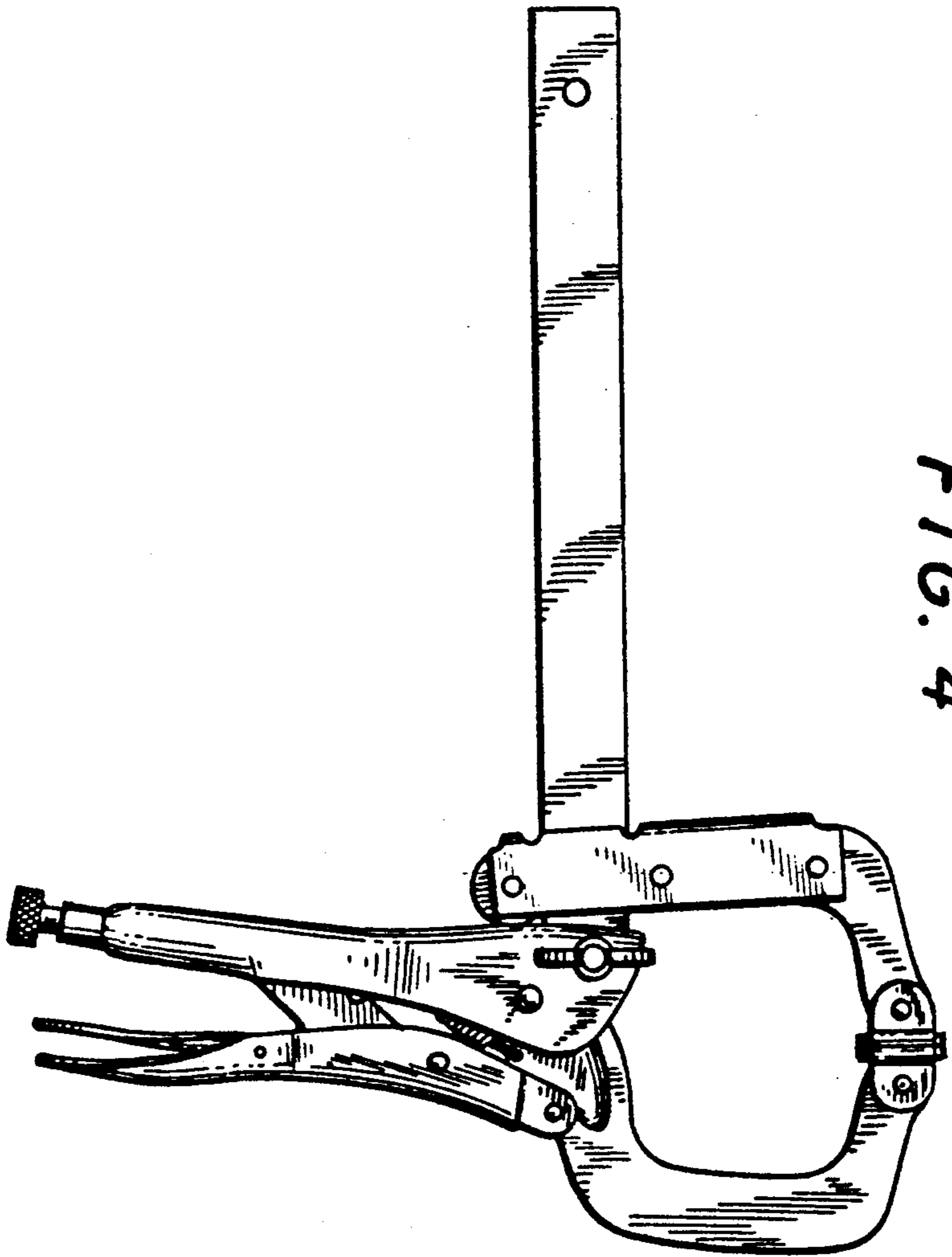


FIG. 4




FIG. 5

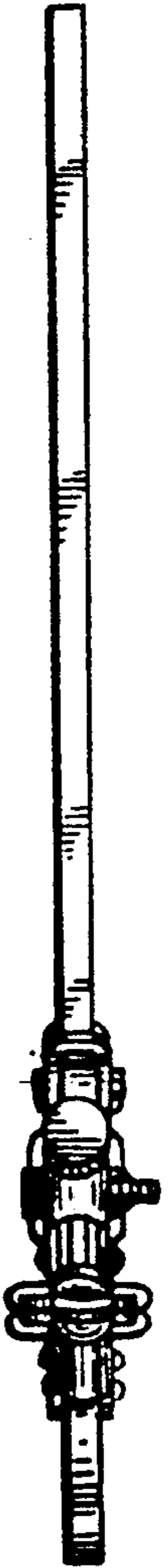


FIG. 6