

[54] DEEP FRYER

[75] Inventors: Hans E. Slany; Reinhard Renner, both of Esslingen, Fed. Rep. of Germany

[73] Assignee: ITT Industries Belgium S.A., Brussels, Belgium

[**] Term: 14 Years

[21] Appl. No.: 479,551

[22] Filed: Feb. 13, 1990

Related U.S. Application Data

[62] Division of Ser. No. 891,973, Jul. 29, 1986, Pat. No. D. 308,000.

[30] Foreign Application Priority Data

Jan. 30, 1986 [WO] World Int. Prop. O. DM/006411

[52] U.S. Cl. D7/360; D7/354

[58] Field of Search D7/354, 360, 361, 356, D7/357, 391

[56] References Cited

U.S. PATENT DOCUMENTS

| | | | |
|------------|---------|----------------------|----------|
| D. 115,168 | 6/1939 | Hadley | D7/360 |
| D. 138,271 | 7/1944 | Springwell | D7/360 |
| D. 152,042 | 12/1948 | Sundberg et al. | D7/360 |
| D. 283,970 | 5/1986 | Thevenin | D7/360 |
| 4,636,618 | 1/1987 | Jenicot | D7/354 X |


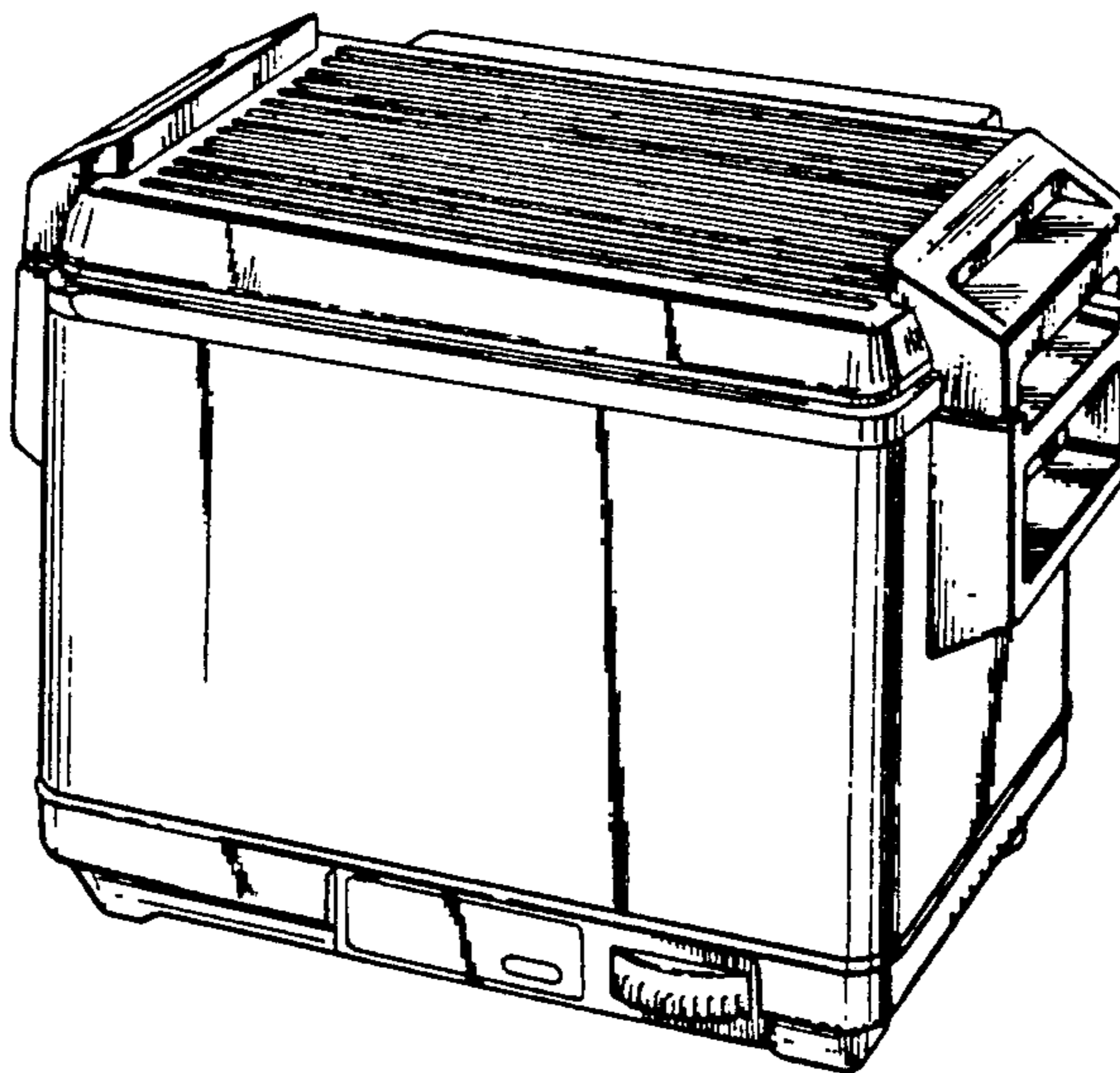
Primary Examiner—Winifred E. Herrmann
Attorney, Agent, or Firm—Thomas L. Peterson

[57] CLAIM

The ornamental design for a deep fryer, as shown and described.

DESCRIPTION

FIG. 1 is a front, top, and right side perspective view of a deep fryer showing our new design; FIG. 2 is a rear and top perspective view thereof; FIG. 3 is a left side elevation view thereof, the right side being a mirror image thereof; and FIG. 4 is a bottom plan view thereof.



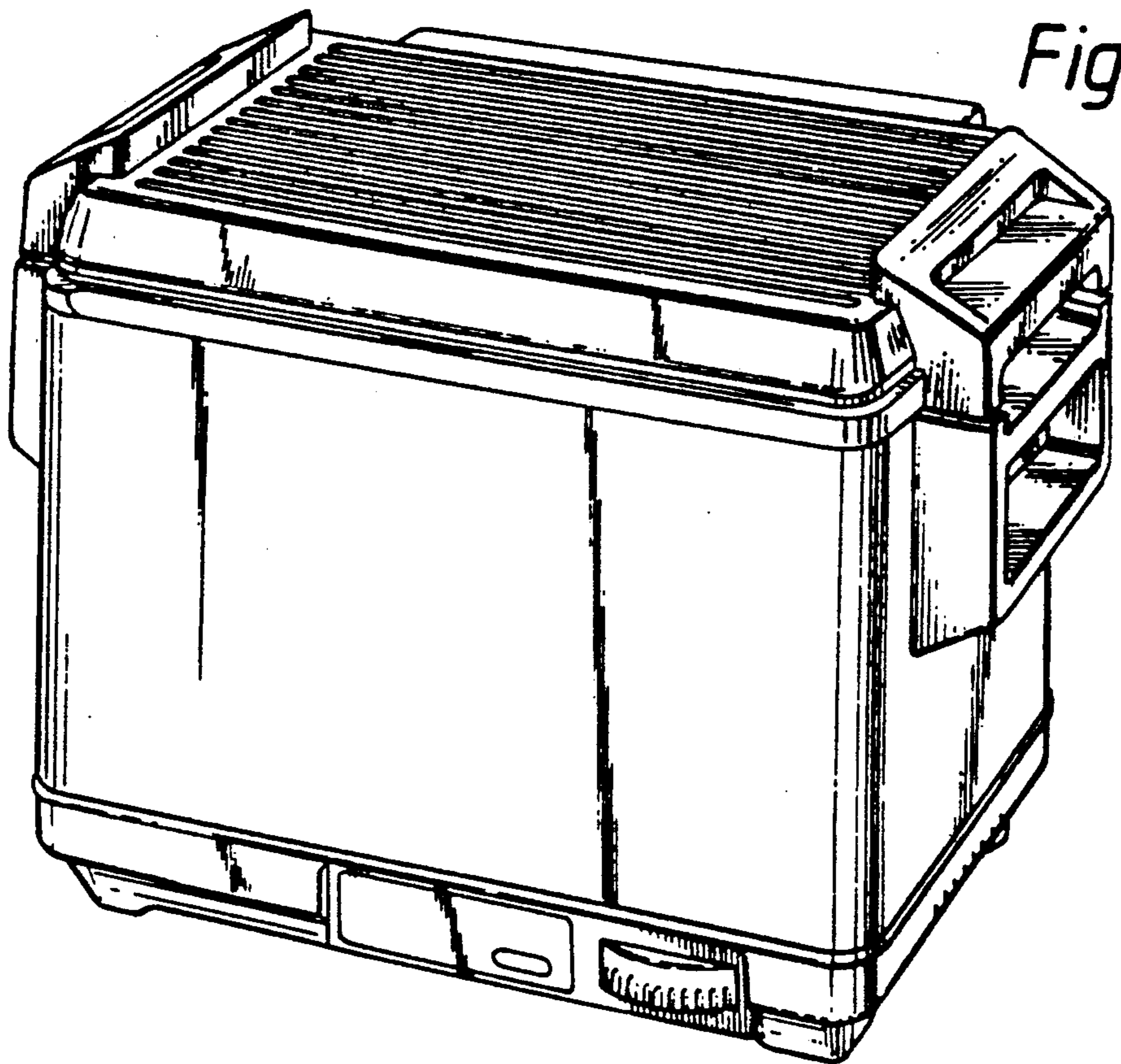


Fig. 1.




Fig. 2.

FIG. 3




FIG. 4

