

[54] INFLATABLE INSERTS FOR HAND BAGS OR SIMILAR ARTICLES

[76] Inventor: Edward A. Markowitz, 277 Prospect Ave., Hackensack, N.J. 07602

[\*\*] Term: 14 Years

[21] Appl. No.: 177,025

[22] Filed: Apr. 4, 1988

[52] U.S. Cl. .... D3/54

[58] Field of Search ..... D9/301, 302; D24/34, D24/36, 56, 58; D3/54; 383/3

[56] References Cited

U.S. PATENT DOCUMENTS

D. 192,987	6/1962	Waldman	.....	D24/58
D. 195,313	5/1963	Setecka	.....	D24/58
D. 200,034	1/1965	Zytko et al.	.....	D24/58
D. 218,265	8/1970	Ericson	.....	D24/58
D. 263,870	4/1982	Greene	.....	D24/56
D. 271,805	12/1983	Larkin et al.	.....	D24/58
3,878,977	4/1975	Carlisle	.....	222/107

OTHER PUBLICATIONS

Rado Packaging System Ad, Modern Packaging, Sep. 1953, p. 187.

Primary Examiner—Melvin B. Feifer

Assistant Examiner—Philip S. Hyder

Attorney, Agent, or Firm—Kirschstein, Ottinger, Israel & Schiffmiller

[57] CLAIM

The ornamental design for an inflatable insert for hand bags or similar articles, as shown and described.

DESCRIPTION

FIG. 1 is a front elevational view of an inflatable insert for hand bags or similar article showing my new design, in a deflated condition;

FIG. 2 is a top plan view thereof;

FIG. 3 is a left side elevational view thereof;

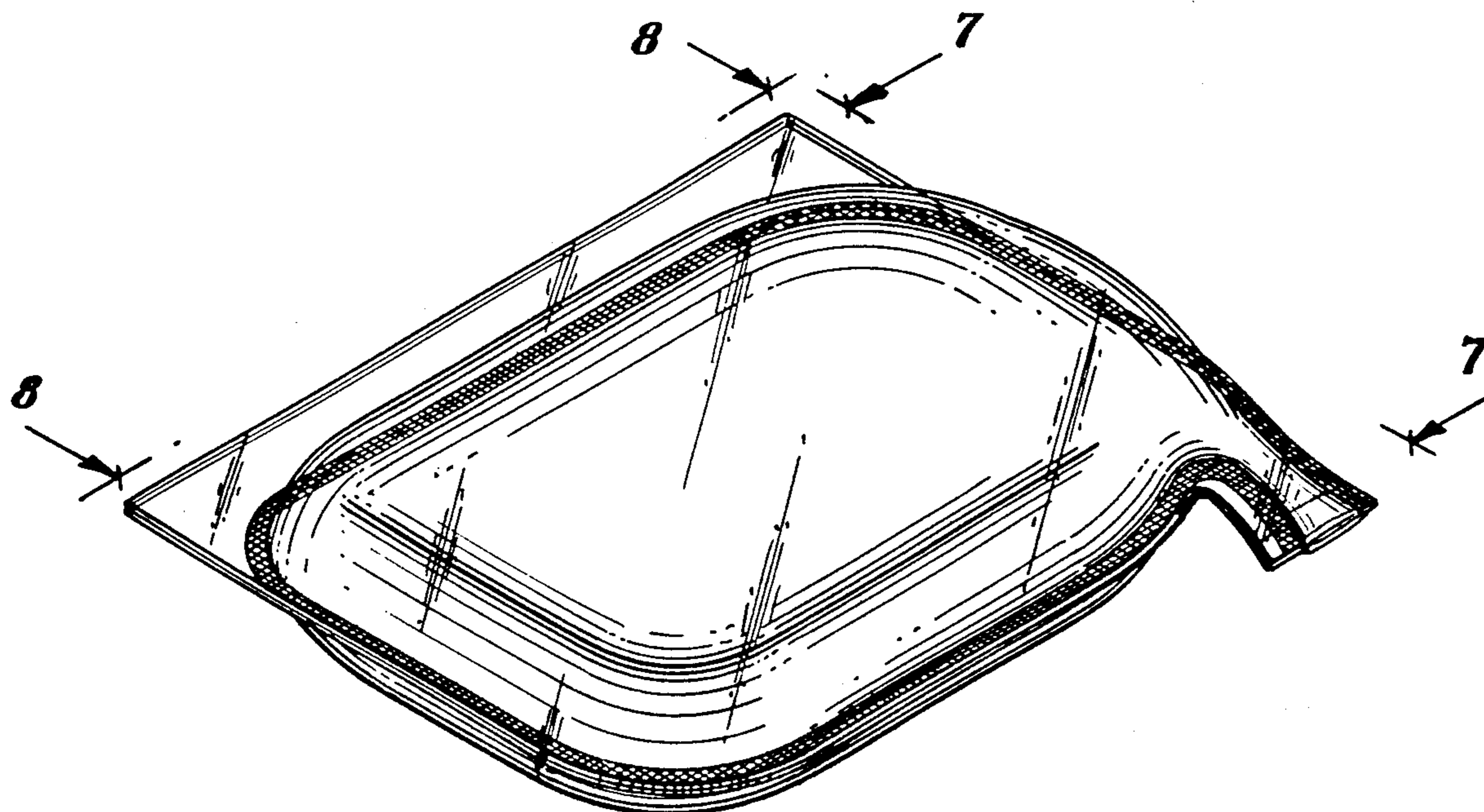
FIG. 4 is a right side elevational view thereof;

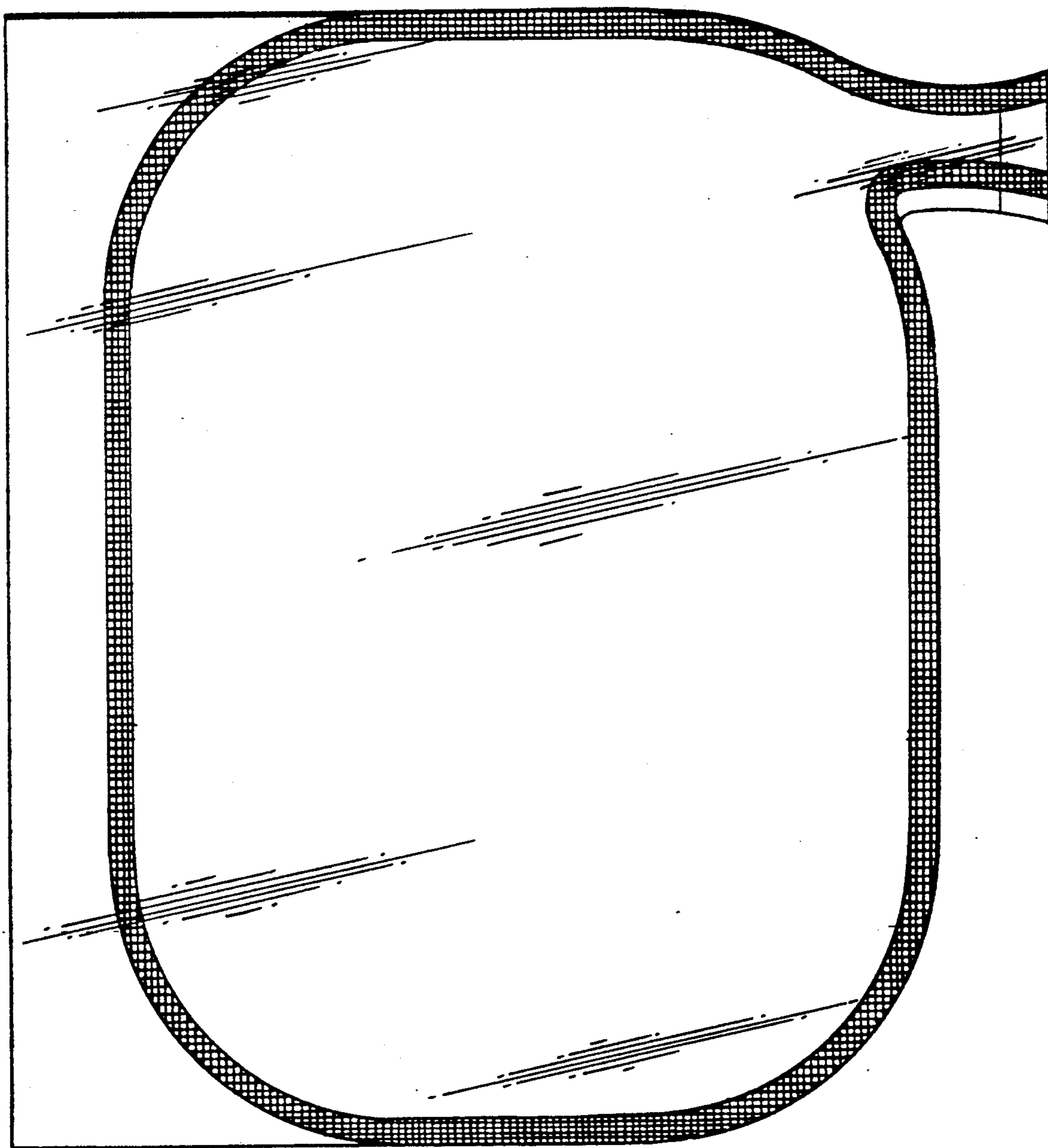
FIG. 5 is a bottom plan view thereof;

FIG. 6 is a front perspective view thereof, in an inflated condition;

FIG. 7 is a side elevational view taken along line 7—7 of FIG. 6; and

FIG. 8 is a rear elevational view taken along line 8—8 of FIG. 6.





*FIG. 1*

FIG. 2



FIG. 3

FIG. 4

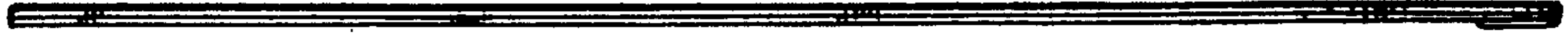


FIG. 5



FIG. 6

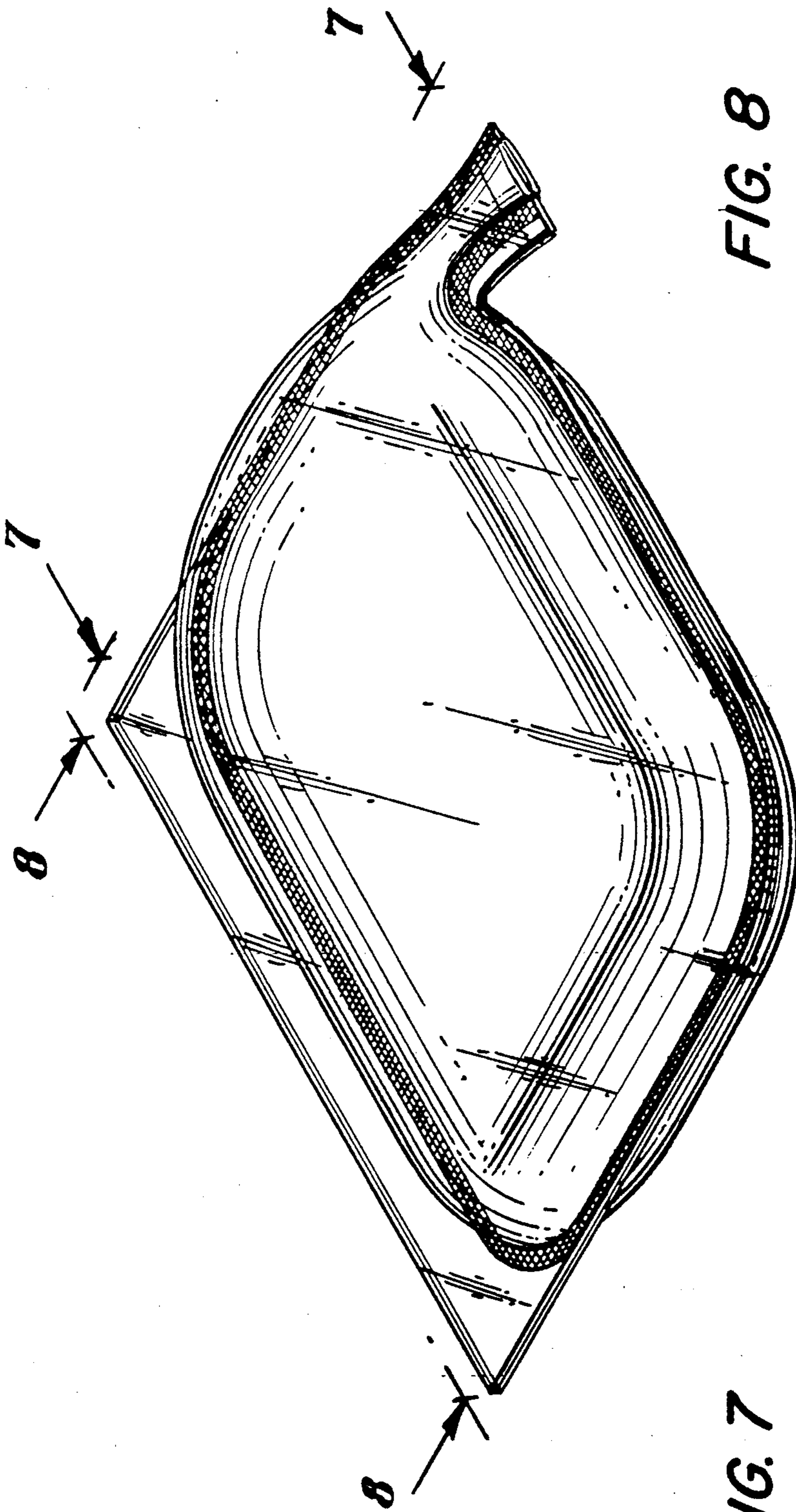


FIG. 8

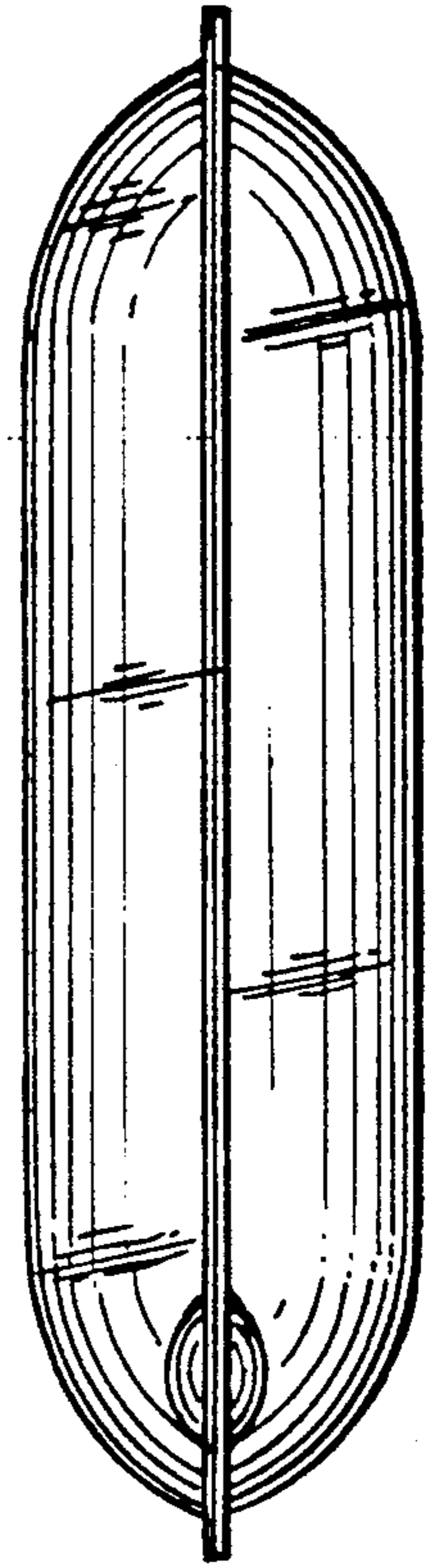


FIG. 7

