

United States Patent [19]

Kohler, Jr. et al.

[11] Patent Number: **Des. 316,593**

[45] Date of Patent: **** Apr. 30, 1991**

[54] SPOUT

[75] Inventors: **Herbert V. Kohler, Jr., Kohler; Mary J. Reid, Sheboygan; Bruce M. Sauter, Kohler; Alan D. Bengtson, Sheboygan, all of Wis.**

[73] Assignee: **Kohler Co., Kohler, Wis.**

[**] Term: **14 Years**

[21] Appl. No.: **144,442**

[22] Filed: **Jan. 12, 1988**

[52] U.S. Cl. **D23/255**

[58] Field of Search **D23/238-243, D23/255-257; 4/191, 192; 137/801**

[56] **References Cited**

U.S. PATENT DOCUMENTS

D. 149,206 4/1948 Otto D23/243

D. 276,257 11/1984 Fabian D23/241
D. 280,437 9/1985 Rademacher D23/242

Primary Examiner—James R. Largen
Attorney, Agent, or Firm—Quarles & Brady

[57] CLAIM

The ornamental design for a spout, as shown and described.

DESCRIPTION

FIG. 1 is a perspective view taken from the top, front and right side of a spout showing our new design; FIG. 2 is a left side elevational view thereof, the right side being a mirror image of the left side shown; FIG. 3 is a top plan view thereof; FIG. 4 is a front elevational view thereof; FIG. 5 is a rear elevational view thereof; and FIG. 6 is a bottom plan view thereof. The fragmentary broken line representation of a hole in FIGS. 1, 2, and 4 is for the purpose of illustration only.

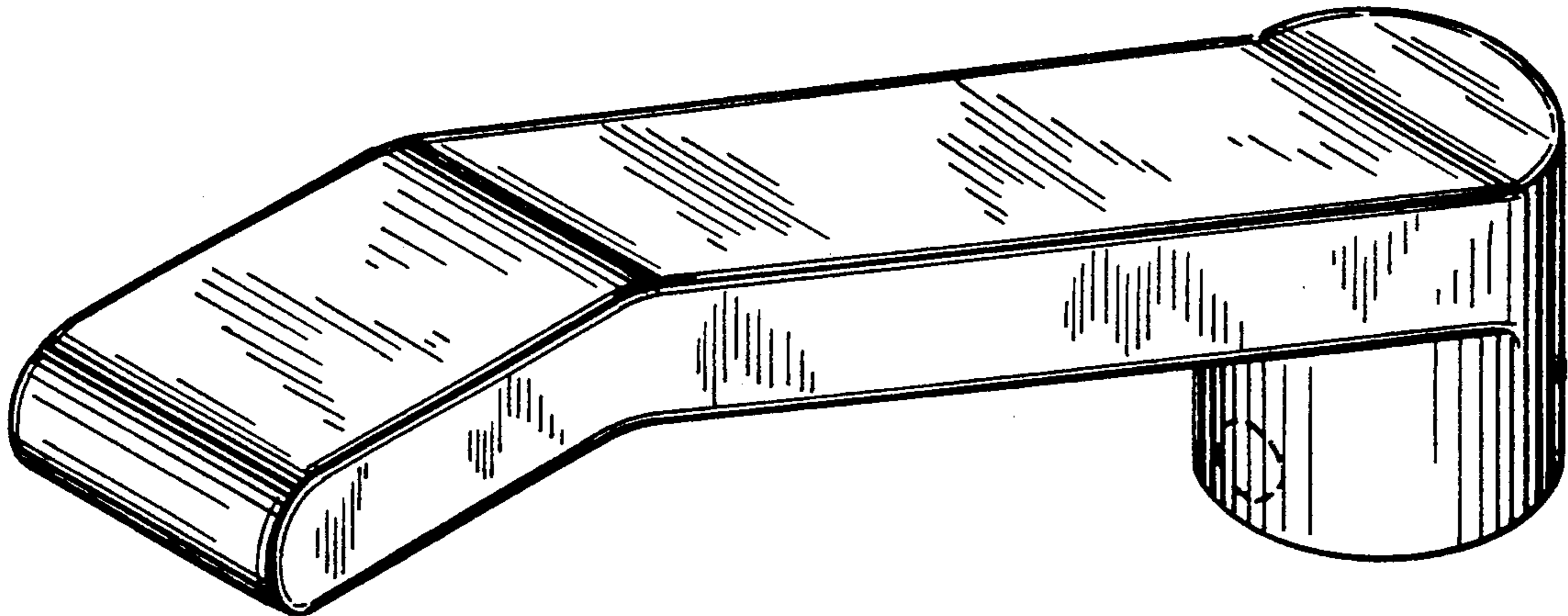


FIG. 1

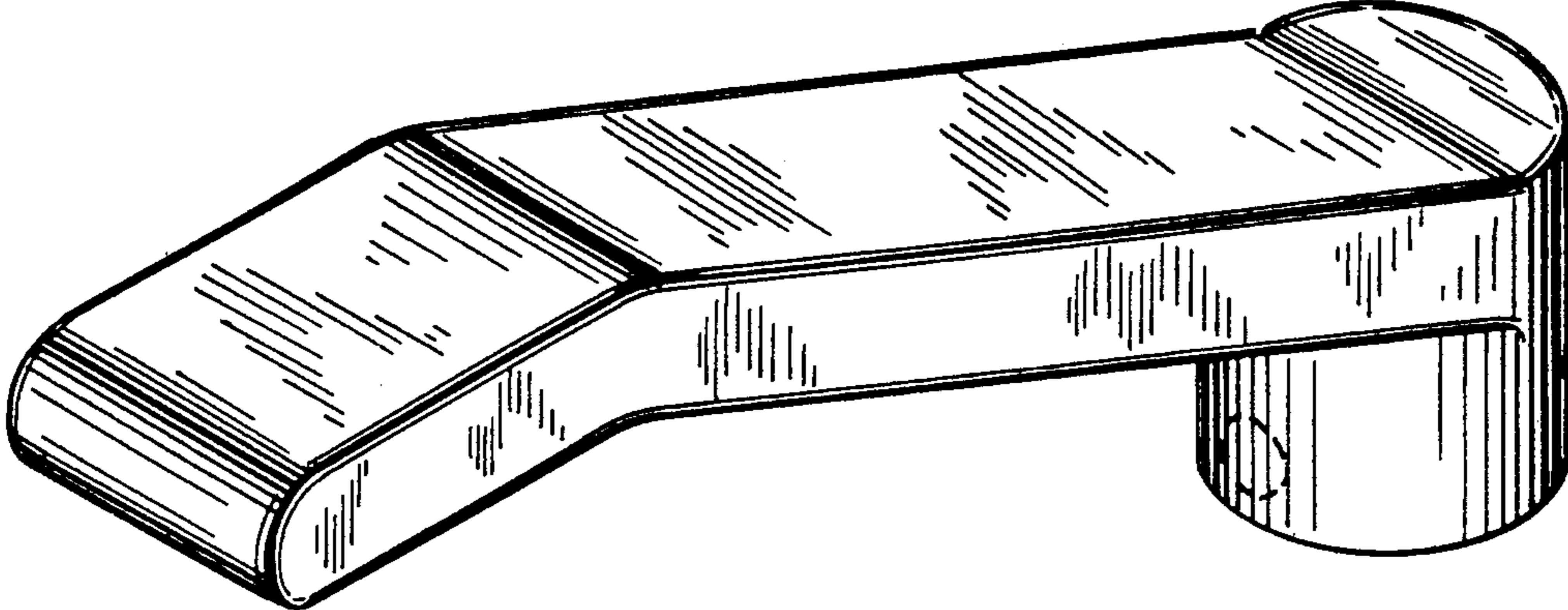


FIG. 2

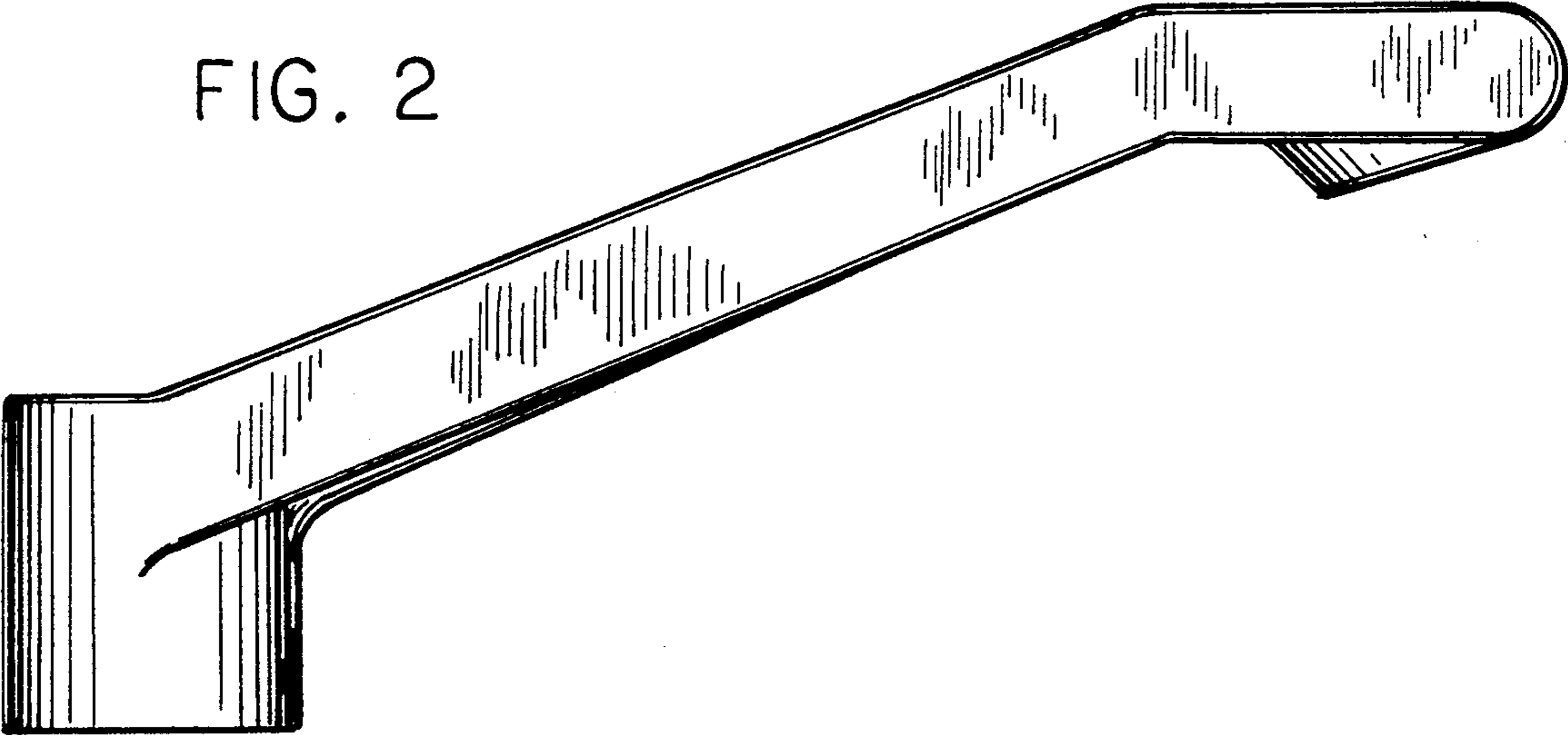



FIG. 3






FIG. 4




FIG. 5

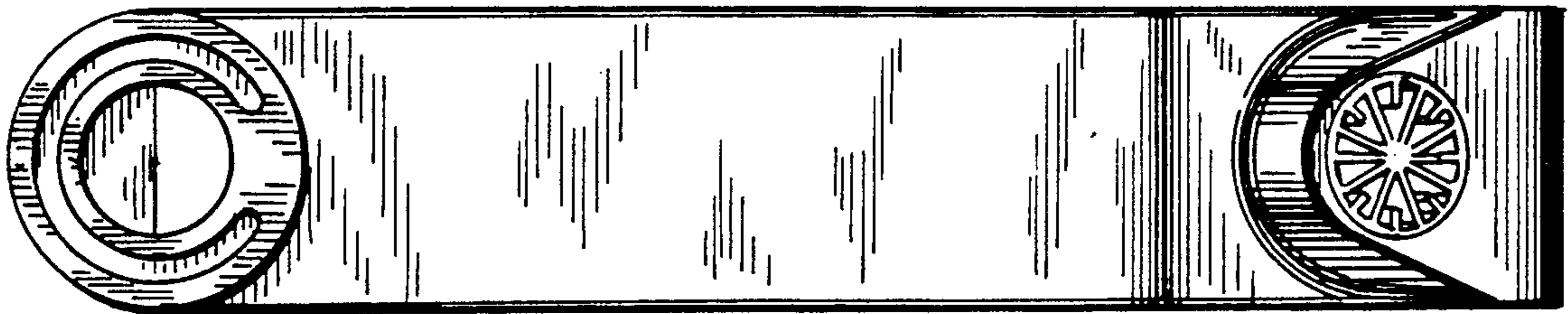


FIG. 6