

[54] **BOW RISER WITH THUMBHOLE**
[75] **Inventor: Dennis N. Highby, Sidney, Nebr.**
[73] **Assignee: Cabela's Inc., Sidney, Nebr.**
[**] **Term: 14 Years**
[21] **Appl. No.: 347,795**
[22] **Filed: May 5, 1989**
[52] **U.S. Cl. D22/107**
[58] **Field of Search D22/107; 124/23.1, 88,
124/24.1**

4,889,102 12/1989 Martin 124/88

Primary Examiner—A. Hugo Word
Assistant Examiner—Doris V. Coles
Attorney, Agent, or Firm—Fields, Lewis, Pittenger & Rost

[57] **CLAIM**

The ornamental design for a bow riser with thumbhole, as shown and described.

DESCRIPTION

FIG. 1 is a front elevational view of a bow riser with thumbhole showing my new design;
FIG. 2 is a rear elevational view thereof;
FIG. 3 is a right side elevational view thereof;
FIG. 4 is a top plan view thereof;
FIG. 5 is a bottom plan view thereof;
FIG. 6 is a left side elevational view thereof of a reduced size from that of FIGS. 1-5 with the bow being shown in broken lines for illustrative purposes only.

[56] **References Cited**
U.S. PATENT DOCUMENTS
D. 218,820 9/1970 Gray D22/107
D. 262,479 12/1981 Stewart D22/107
D. 296,122 6/1988 Smith, Jr. D22/107
3,537,440 11/1970 Izuta 124/23.1 X
4,054,118 10/1977 McKee 124/88 X

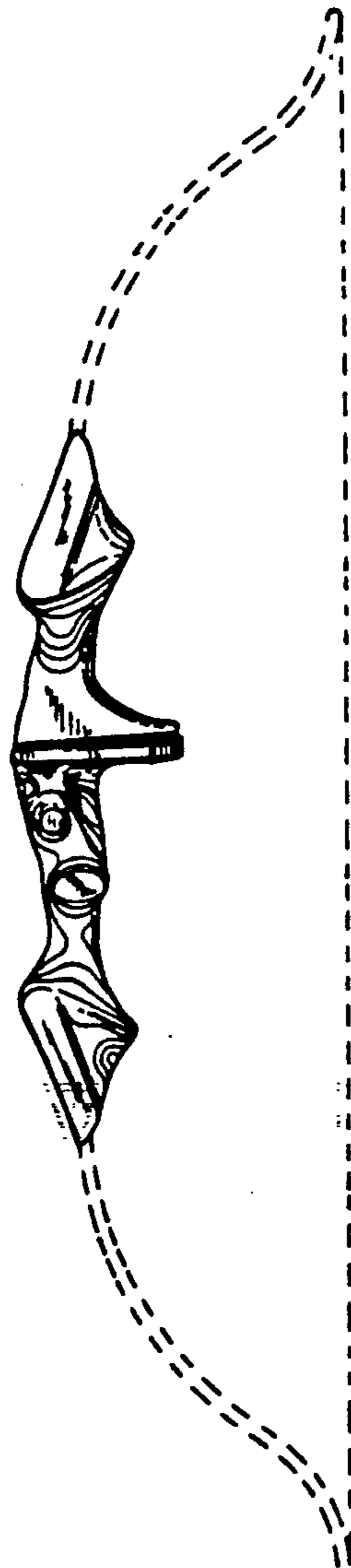




Fig. 1



Fig. 2

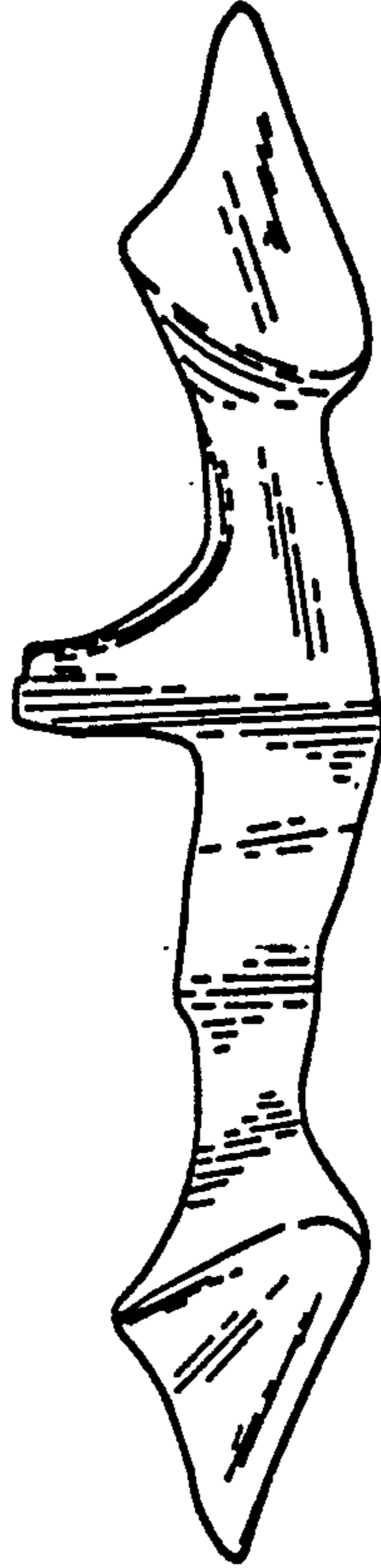


Fig. 3

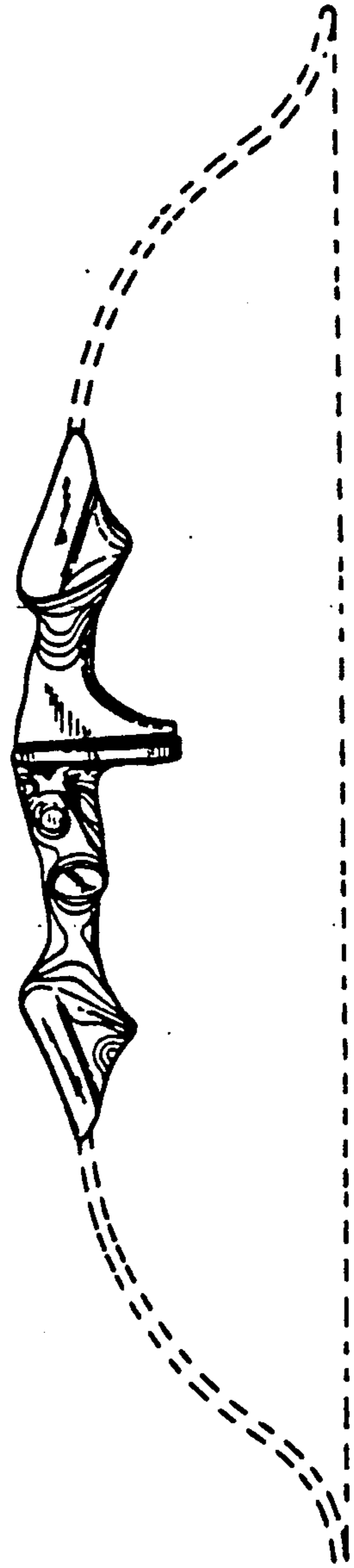


Fig. 6

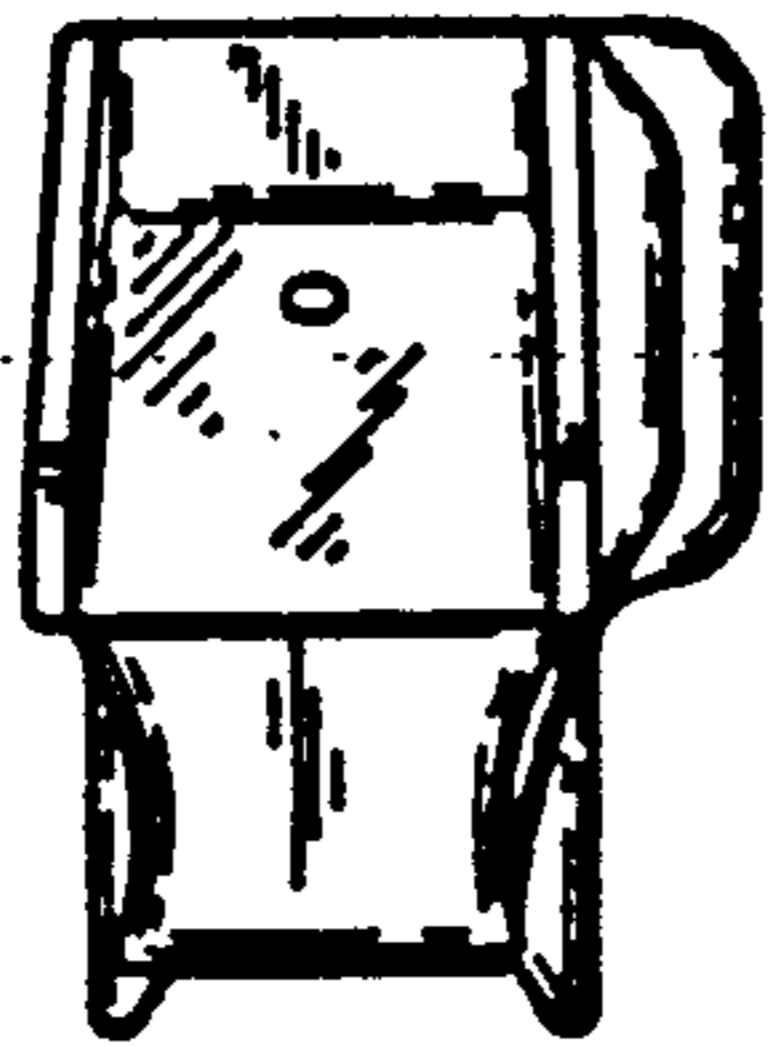


Fig. 4

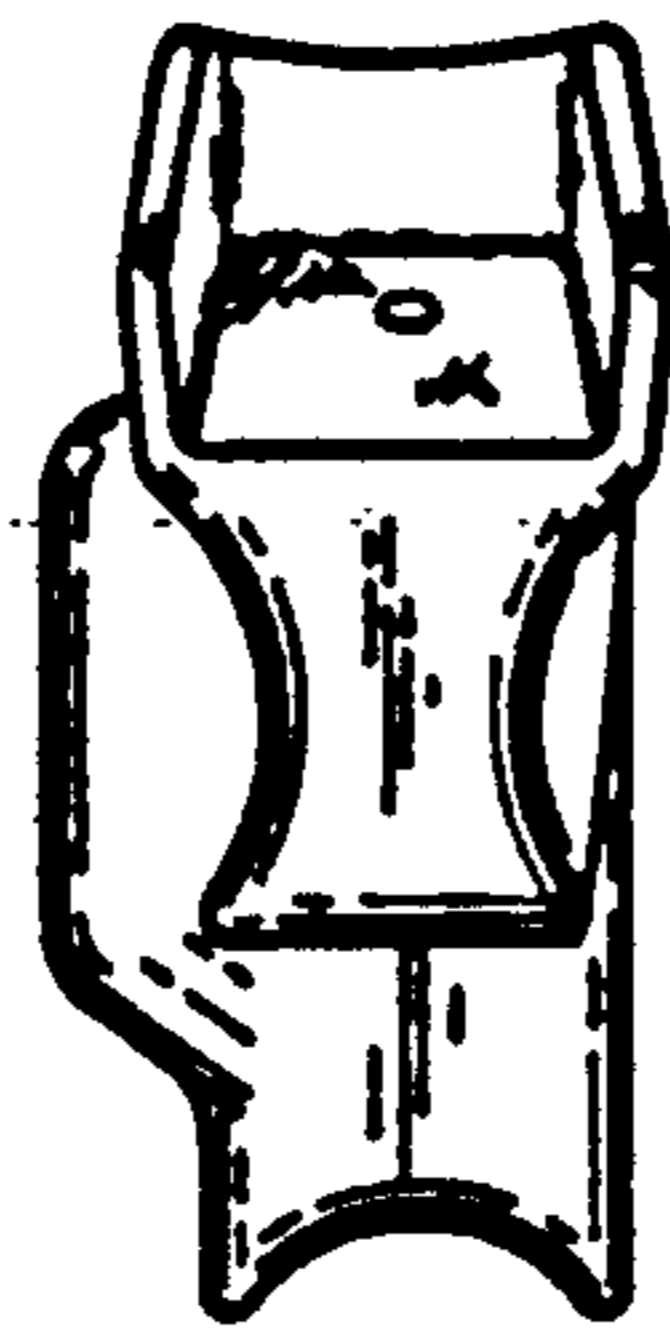


Fig. 5