

# United States Patent [19]

Lavander

[11] Patent Number: Des. 316,562

[45] Date of Patent: \*\* Apr. 30, 1991

- [54] TAPE PRINTING MACHINE
- [75] Inventor: Nancy Lavander, Lauderdale, Minn.
- [73] Assignee: Varitronic Systems, Inc.,  
Minneapolis, Minn.
- [\*\*] Term: 14 Years
- [21] Appl. No.: 164,113
- [22] Filed: Mar. 4, 1988
- [52] U.S. Cl. .... D18/13
- [58] Field of Search ..... D18/4, 13; D14/100,  
D14/101, 111, 115, 118; 364/708; 400/613,  
613.2, 613.3, 613.4, 691, 692, 693, 694

3,823,808 7/1974 Murata et al. .... 400/613  
 4,253,774 3/1981 Hanakata et al. .... D14/111

### OTHER PUBLICATIONS

Kroy 290K Lettering System Ad; Industrial Design; Jul/Aug. 1984; p. 98.

*Primary Examiner*—A. Hugo Word  
*Assistant Examiner*—CathyAnne MacCormac  
*Attorney, Agent, or Firm*—Merchant, Gould, Smith,  
 Edell, Welter & Schmidt

### [57] CLAIM

The ornamental design for a tape printing machine, as shown.

### DESCRIPTION

FIG. 1 is a front and top right perspective view of a tape printing machine showing my new design;  
 FIG. 2 is a front elevational view thereof;  
 FIG. 3 is a rear elevational view thereof;  
 FIG. 4 is a right side elevational view thereof;  
 FIG. 5 is a left side elevational view thereof;  
 FIG. 6 is a top plan view thereof; and  
 FIG. 7 is a bottom plan view thereof.

### [56] References Cited

#### U.S. PATENT DOCUMENTS

- D. 259,121 5/1981 Bellini ..... D18/13
- D. 270,250 8/1983 Tennant et al. .... D18/13
- D. 278,435 4/1985 Hikawa ..... D14/101
- D. 280,819 10/1985 Nishibori et al. .... D14/100
- D. 283,628 4/1986 Hagiwara ..... D18/13
- D. 290,845 7/1987 Yubisui et al. .... D14/100
- D. 308,669 6/1990 Terry ..... D14/100




FIG. 1




FIG. 2




FIG. 3

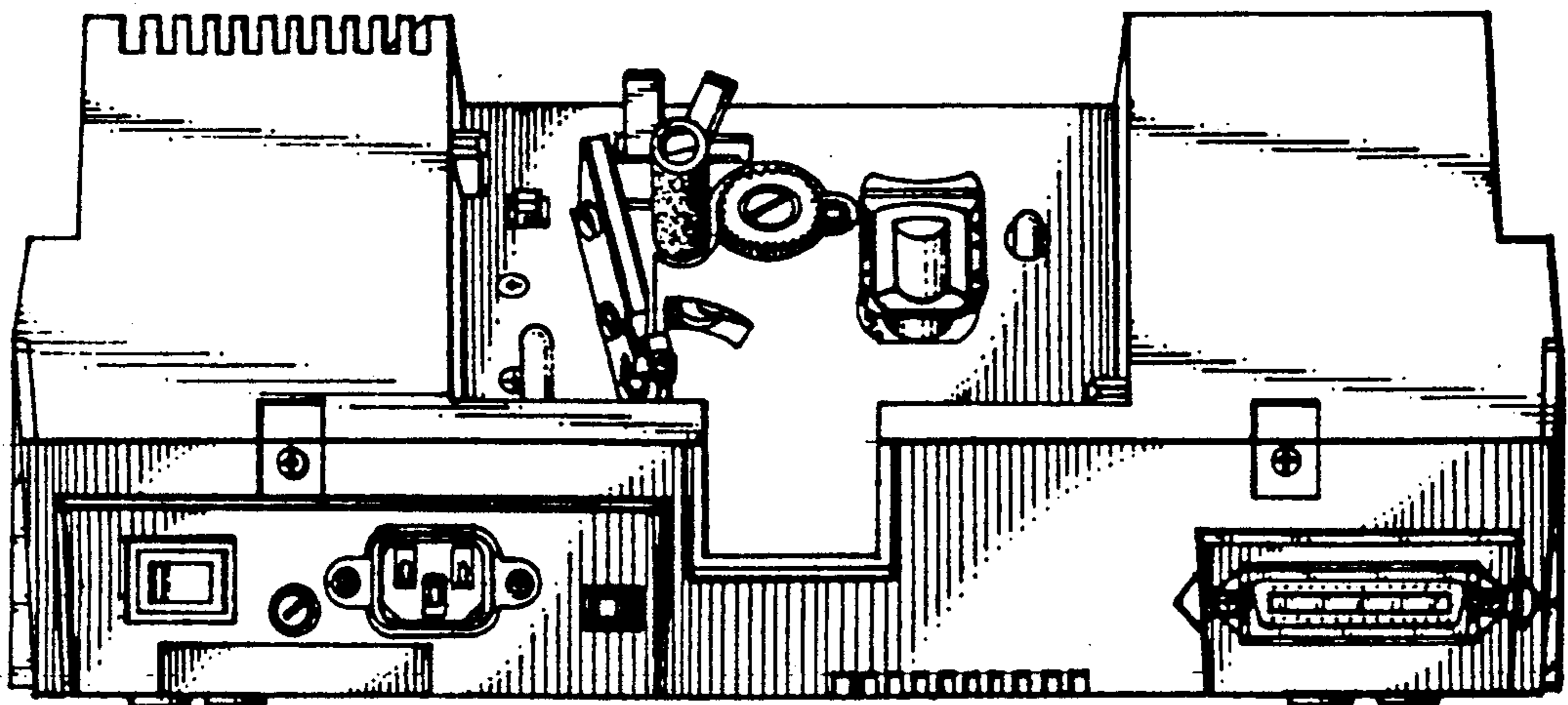


FIG. 4

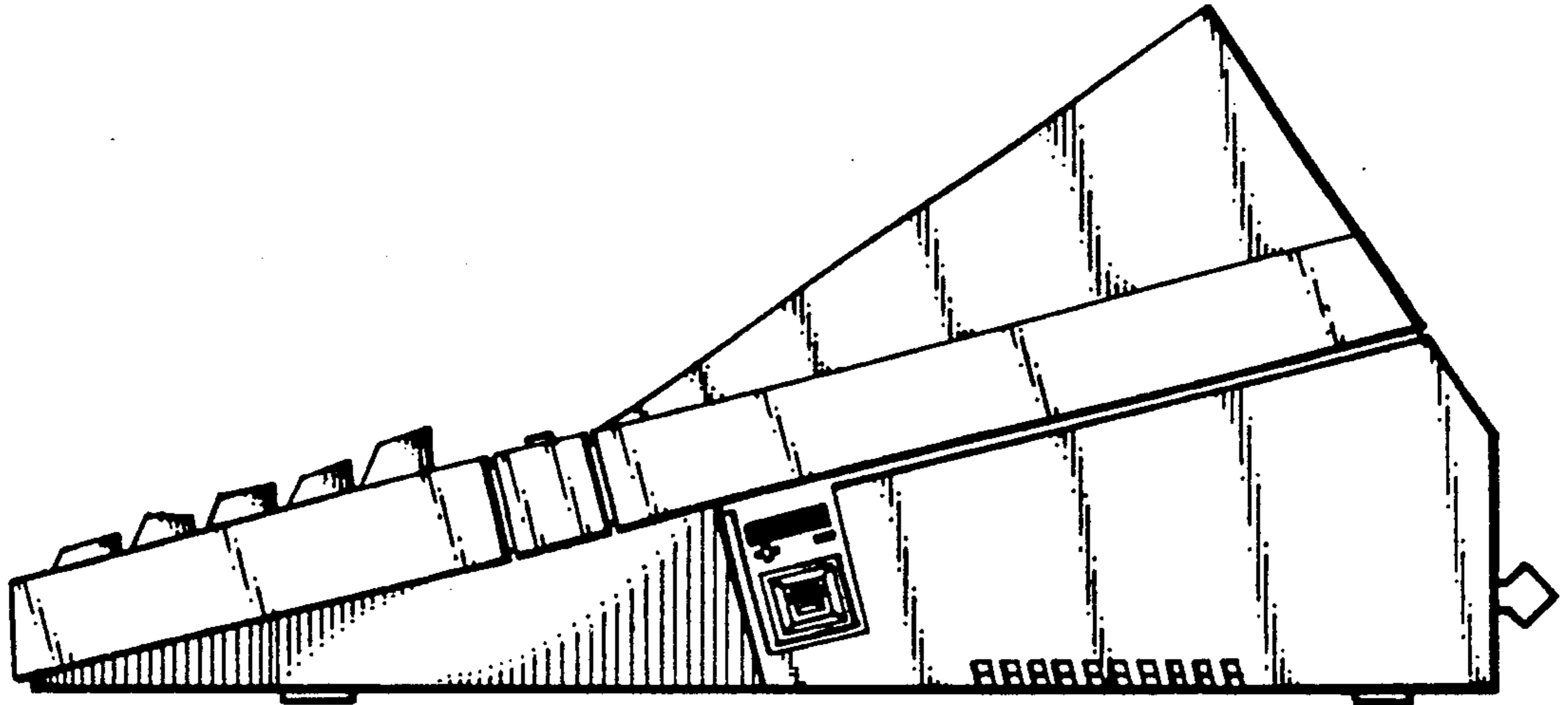
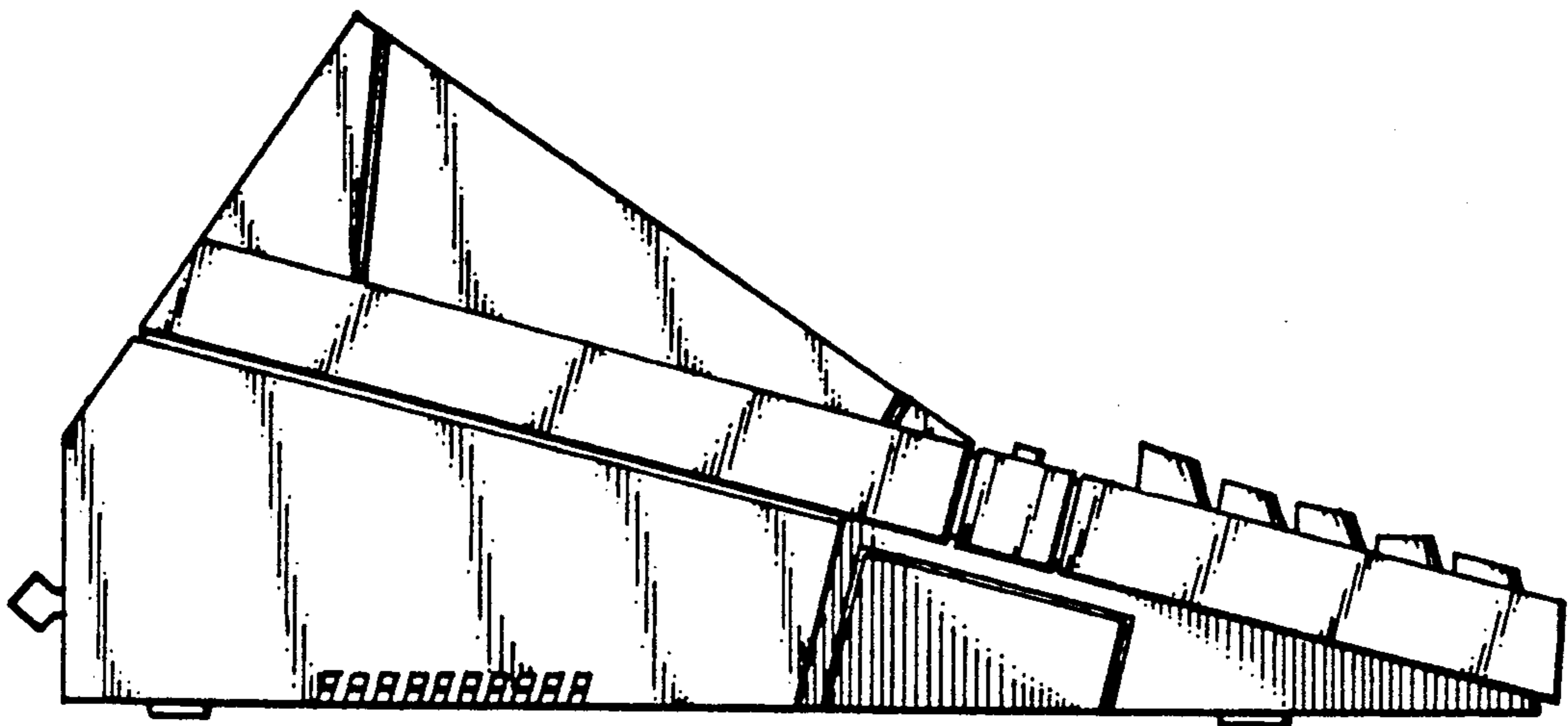


FIG. 5






FIG. 6

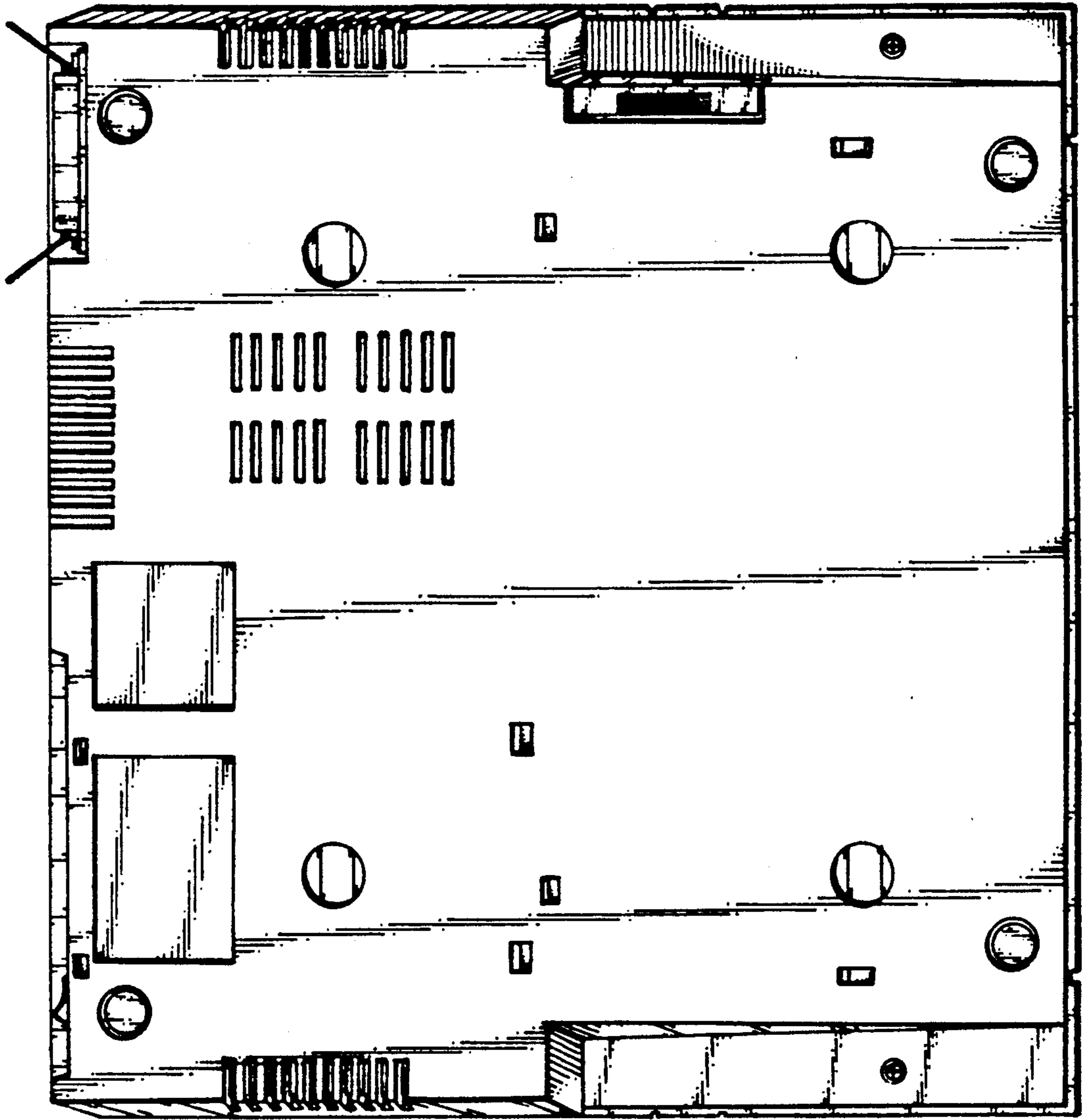


FIG. 7