

[54] MEASURING GAUGE FOR WRENCH SIZING

[76] Inventors: Robert Waddell, Clifton Royal, R.R. #2, Kings Country, New Brunswick, Canada, E0G 1N0; Roger N. Orser, P.O. Box 538, Grand Bay, New Brunswick, Canada, E0G 1W0

[**] Term: 14 Years

[21] Appl. No.: 254,014

[22] Filed: Oct. 5, 1988

[52] U.S. Cl. D10/64

[58] Field of Search D10/61, 64, 65, 74; 33/501, 501.44, 501.45, 562, 563, 564

[56] References Cited

U.S. PATENT DOCUMENTS

D. 215,756	10/1969	Paranzino	D10/70
D. 244,586	6/1977	Boord	D10/64
D. 292,495	10/1987	Eisenhauer	D10/64
30,625	4/1899	Glas	D10/64
1,163,921	12/1915	Hess	33/501.3 X

1,477,533 12/1923 Blood 33/501.3

FOREIGN PATENT DOCUMENTS

50508 12/1921 Switzerland 33/501.45

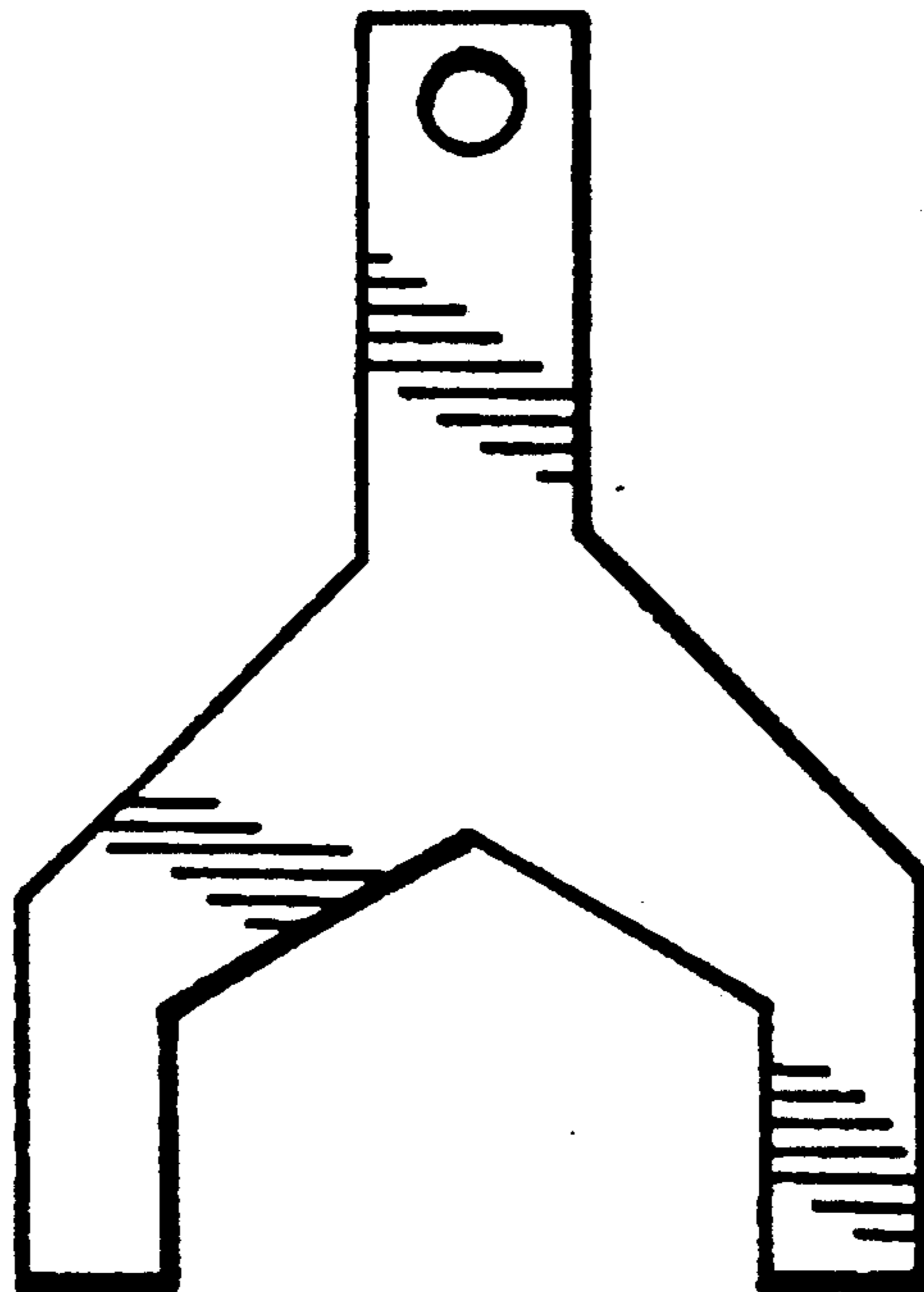
Primary Examiner—Nelson C. Holtje
Assistant Examiner—Antoine D. Davis
Attorney, Agent, or Firm—Gowling, Strathy & Henderson

[57] CLAIM

The ornamental design for a measuring gauge for wrench sizing, as shown.

DESCRIPTION

FIG. 1 is a top plan view of a measuring gauge for wrench sizing showing our new design, the bottom plan view being identical;
FIG. 2 is a right side elevational view, the left side elevational view being identical;
FIG. 3 is a top plan view of an embodiment of our new design of FIGS. 1 and 2, the bottom plan view being identical; and
FIG. 4 is a right side elevational view thereof, the left side elevational view being identical.



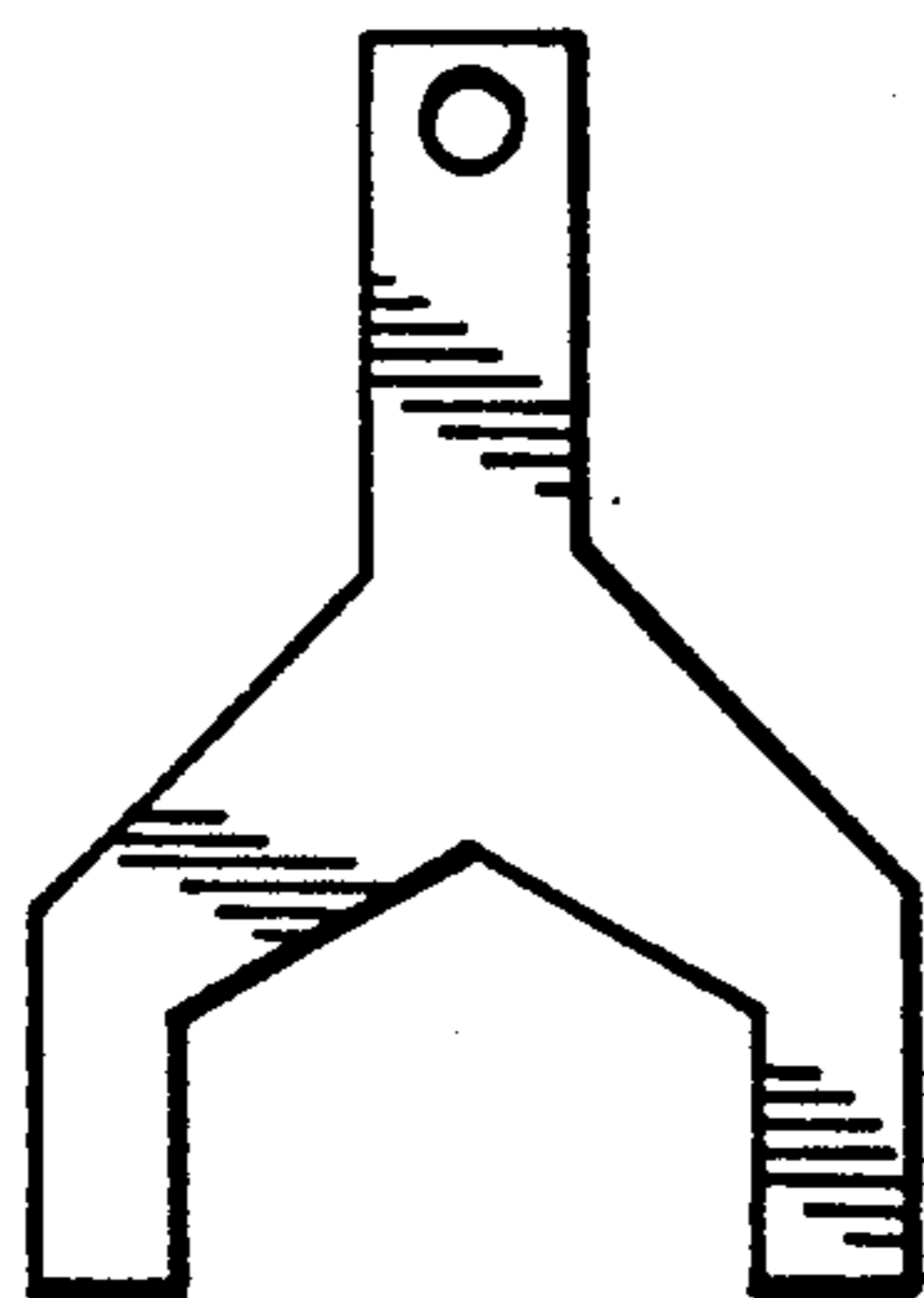


FIG. 1.



FIG. 2.

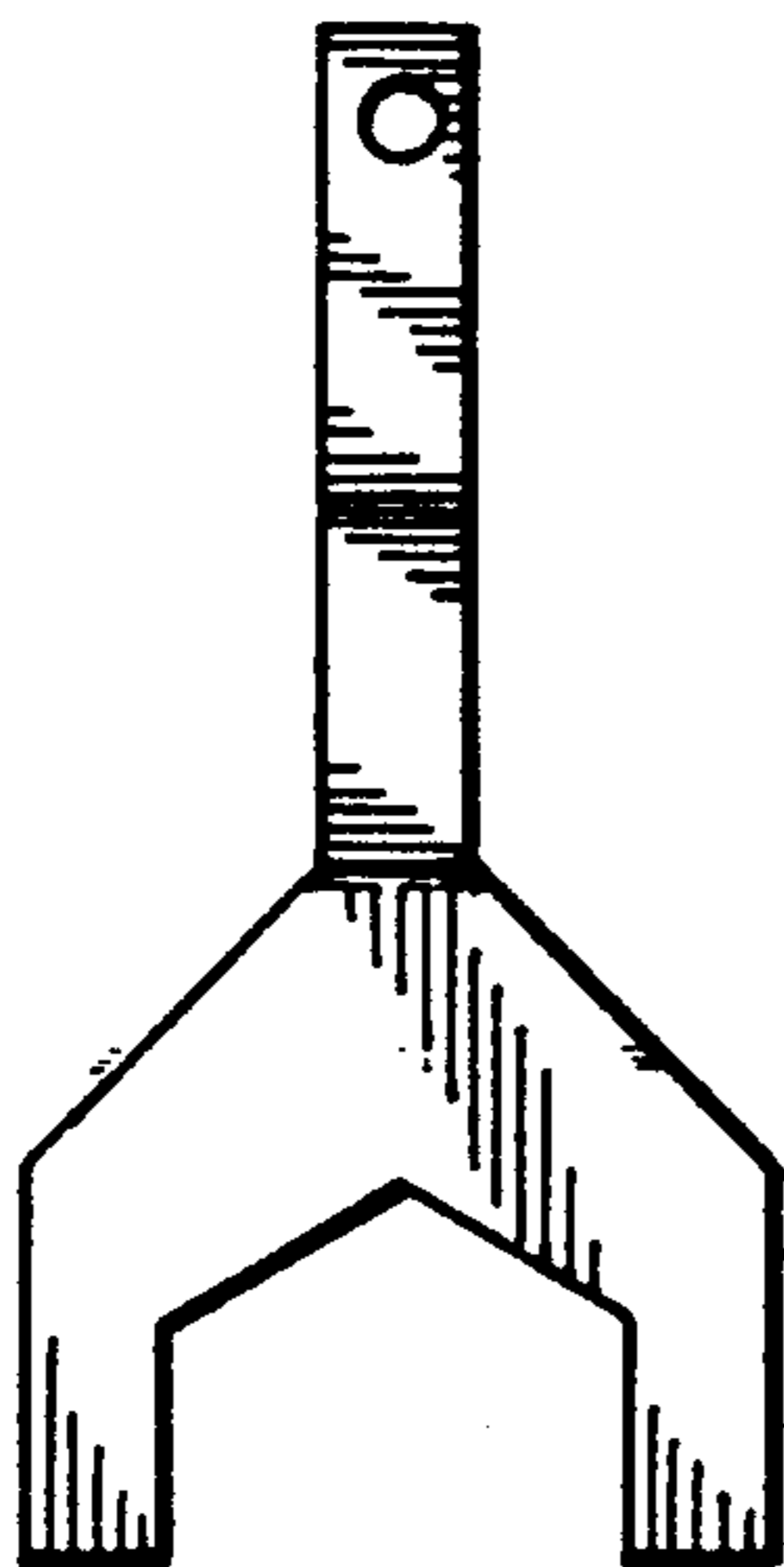


FIG. 3.



FIG. 4.