

[54] WRISTWATCH

[75] Inventor: Yoshio Hirabayashi, Suwa, Japan

[73] Assignee: Seiko Epson Corporation, Tokyo, Japan

[**] Term: 14 Years

[21] Appl. No.: 178,958

[22] Filed: Apr. 6, 1988

[30] Foreign Application Priority Data

Nov. 9, 1987 [JP] Japan 62-45726

[52] U.S. Cl. D10/32

[58] Field of Search D10/1, 2, 21-29, D10/30-40, 122-126; D11/1, 2, 3, 6, 19, 25; 63/3, 4, 9, 15, 73; 368/71, 72, 74, 76, 77, 80-84, 88, 223, 228-242, 276-286

[56] References Cited

U.S. PATENT DOCUMENTS

- D. 238,660 2/1976 Ruefli D10/30 X
- D. 247,133 1/1978 Tiep D10/38 X
- D. 249,251 9/1978 Cowan D11/19
- D. 250,634 12/1978 Porsche D10/39 X
- D. 260,494 9/1981 Dinh Van D10/39
- D. 284,556 7/1986 Kanoui D10/32 X

- D. 300,807 4/1989 Schneider D10/32
- D. 303,503 9/1989 Kai D10/31
- 3,018,614 1/1962 Brien 368/224
- 3,162,008 12/1964 Berger et al. 368/80

FOREIGN PATENT DOCUMENTS

- 0089768 8/1978 Japan 368/22
- 0071971 5/1980 Japan 368/228
- 0082076 6/1980 Japan 368/74
- 405170 7/1966 Switzerland 368/282

Primary Examiner—Nelson C. Holtje
Assistant Examiner—Caron D. Veynar
Attorney, Agent, or Firm—Blum Kaplan

[57] CLAIM

The ornamental design for a wristwatch, as shown and described.

DESCRIPTION

FIG. 1 is a right top perspective view of a wristwatch showing my new design;
FIG. 2 is a top plan view;
FIG. 3 is a right side elevational view;
FIG. 4 is a rear elevational view;
FIG. 5 is a left side elevational view;
FIG. 6 is a bottom plan view;
FIG. 7 is a front elevational view thereof.




FIG. 1




FIG. 2




FIG. 3



FIG. 4



FIG. 7



FIG. 5



FIG. 6

