

- [54] HOUSING FOR AN AIR FRESHENER  
[75] Inventor: Earl Hoyt, Franklin Lakes, N.J.  
[73] Assignee: Reckitt & Colman Products Limited,  
Burlington Lane, England  
[\*\*] Term: 14 Years  
[21] Appl. No.: 374,223  
[22] Filed: Jun. 29, 1989  
[52] U.S. Cl. .... D9/447; D9/435;  
D9/444; D9/451; D23/367  
[58] Field of Search ..... D9/305, 306, 307, 315,  
D9/434, 444, 451, 329, 369, 418, 449, 452, 435,  
436; D23/366-369; D5/1-3; 229/8; 206/457,  
0.05; 239/34-60

[56]

References Cited

U.S. PATENT DOCUMENTS

- D. 159,424 7/1950 Lattuca ..... D11/131 X  
D. 176,734 1/1956 Reich ..... D9/329  
D. 250,542 12/1978 Murakami ..... D23/368  
D. 252,102 6/1979 Mandon et al. .... D23/369  
D. 255,265 6/1980 Butcher et al. .... D23/367  
D. 260,240 8/1981 Carluccio ..... D9/399  
D. 307,469 4/1990 Gutkowski ..... D23/367

- 1,800,962 10/1932 Koppelman ..... D23/366 X  
2,713,744 7/1955 Strausser, Sr. .... 239/57 X  
4,280,651 7/1981 Montealegre et al. .... 239/59 X  
4,913,349 4/1989 Locko ..... 239/34

FOREIGN PATENT DOCUMENTS

- 1443314 7/1976 United Kingdom ..... 239/34

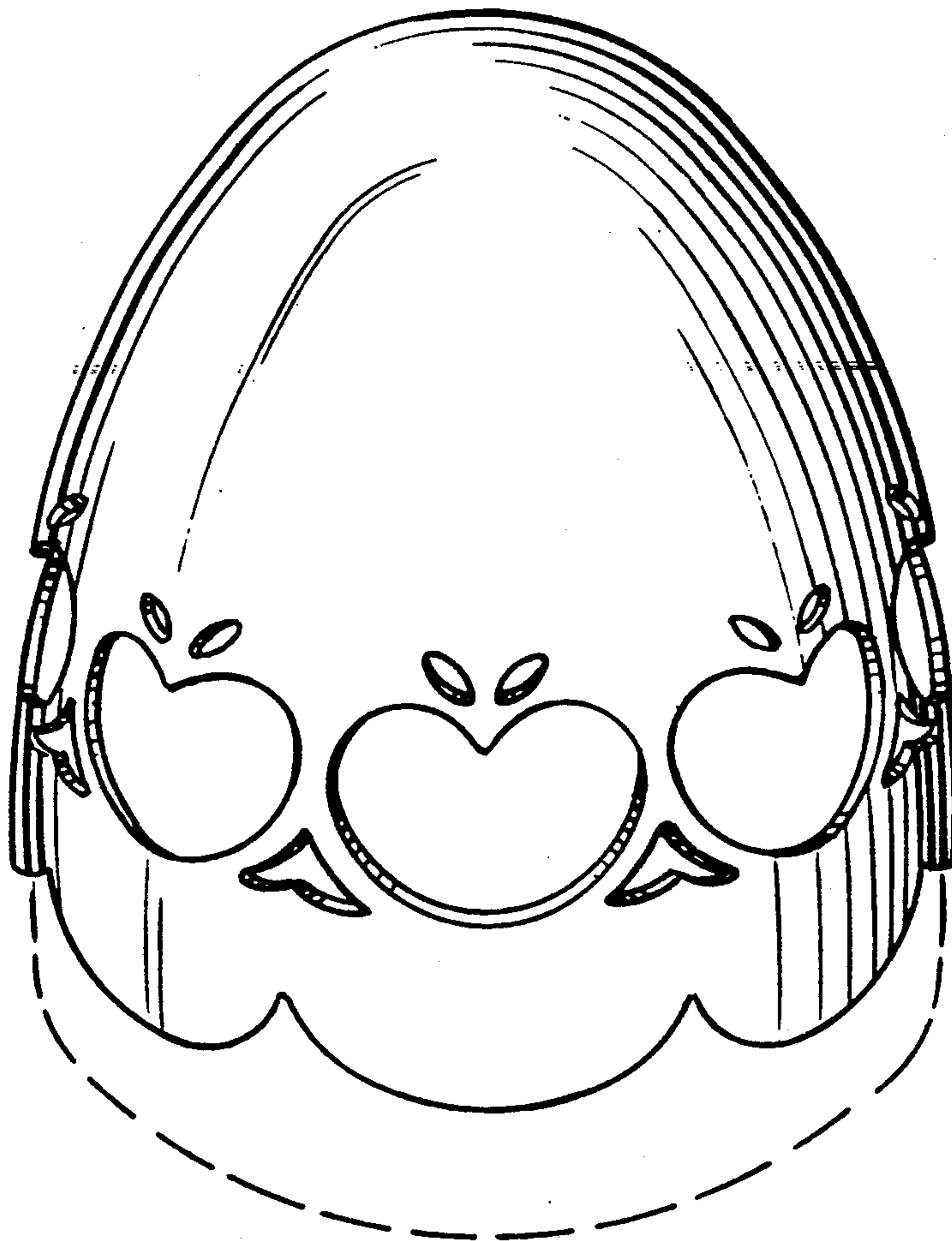
Primary Examiner—Bernard Ansher  
Assistant Examiner—C. Tuttle  
Attorney, Agent, or Firm—Frederick H. Rabin

[57] CLAIM

The ornamental design of a housing for an air freshener, as shown and described.

DESCRIPTION

FIG. 1 is a top perspective view of a housing for an air freshener showing my new design; FIG. 2 is a side elevational view thereof; FIG. 3 is a top plan view thereof; FIG. 4 is a bottom plan view thereof; and FIG. 5 is a fragmentary elevational view of the lower portion of the housing shown in an alternate position, for clarity of illustration. The broken line showing of air freshener base is for illustrative purposes only and forms no part of the claimed design.



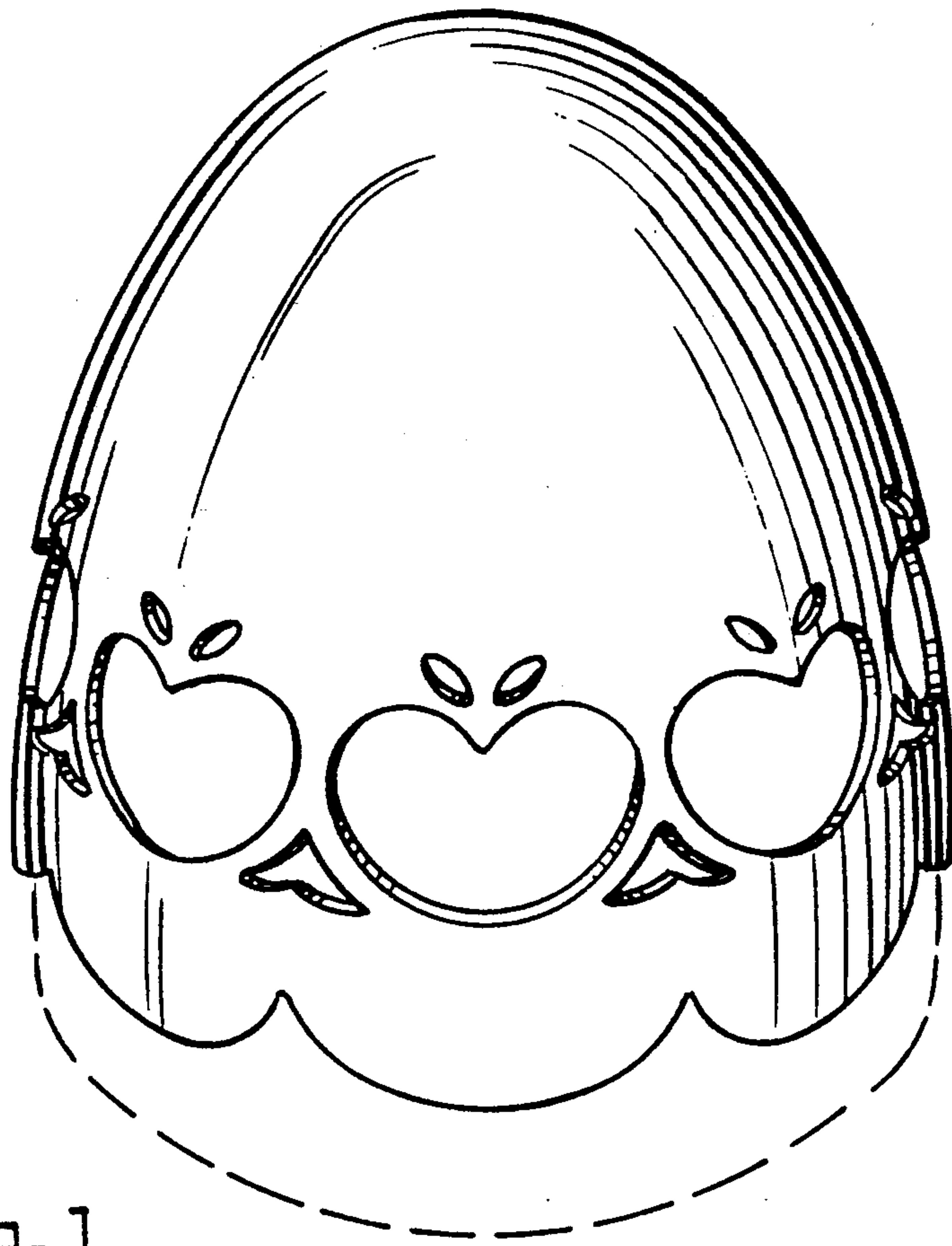



Fig. 1.

Fig. 2.




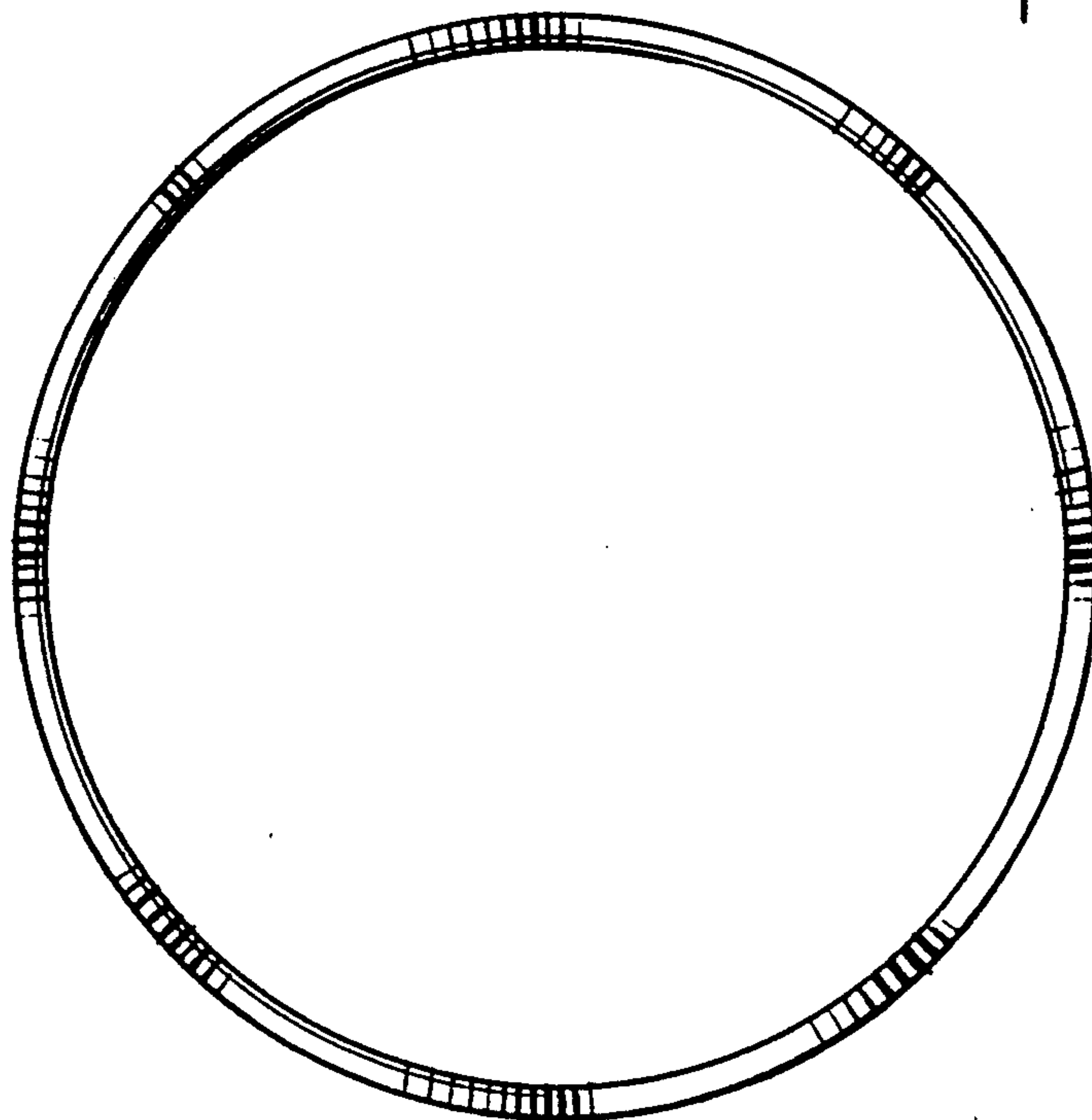


Fig. 3.

Fig. 4.






Fig. 5.