

# United States Patent [19]

White, Jr.

[11] Patent Number: **Des. 316,511**

[45] Date of Patent: **\*\* Apr. 30, 1991**

[54] **CABLE TIE MOUNT**

[75] Inventor: **Frederick E. White, Jr., Marietta, Ga.**

[73] Assignee: **Panduit Corp., Tinley Park, Ill.**

[\*\*] Term: **14 Years**

[21] Appl. No.: **397,155**

[22] Filed: **Aug. 21, 1989**

[52] U.S. Cl. .... **D8/373; D8/356; D8/349**

[58] Field of Search ..... **D8/373, 380, 372, 356, D8/396, 367, 354, 349; 248/499; 410/101, 106**

[56] **References Cited**

**U.S. PATENT DOCUMENTS**

D. 41,541	7/1911	Rodriques .....	D8/372 X
D. 309,250	7/1990	Flood et al. ....	248/499 X
2,563,698	8/1951	Whitebread .....	248/499 X
2,772,064	11/1956	Cole .....	D8/380 X
3,595,125	7/1971	Jacobs .....	410/106
3,888,190	6/1975	Bigge .....	410/101 X
3,913,876	1/1975	McSherry .....	248/484
4,008,669	2/1977	Sumrell .....	248/499 X
4,239,139	12/1980	Bott .....	248/499 X
4,297,962	11/1981	Johnson, Jr. ....	248/499 X
4,488,333	12/1984	Tracy .....	248/499 X
4,645,392	2/1987	Takaguchi .....	410/101 X
4,648,765	3/1987	Kovaleski et al. ....	248/499 X

4,676,470 6/1987 Okura ..... 410/101 X

**FOREIGN PATENT DOCUMENTS**

1045085 6/1953 France ..... 248/499

**OTHER PUBLICATIONS**

Thomas & Betts Catalog, p. B61.

Dennison Catalog, pp. 822 D25 1283 and 14.

Tyton Catalog, p. 11.

Panduit Catalog, pp. B12 and B13.

*Primary Examiner*—Horace B. Fay, Jr.

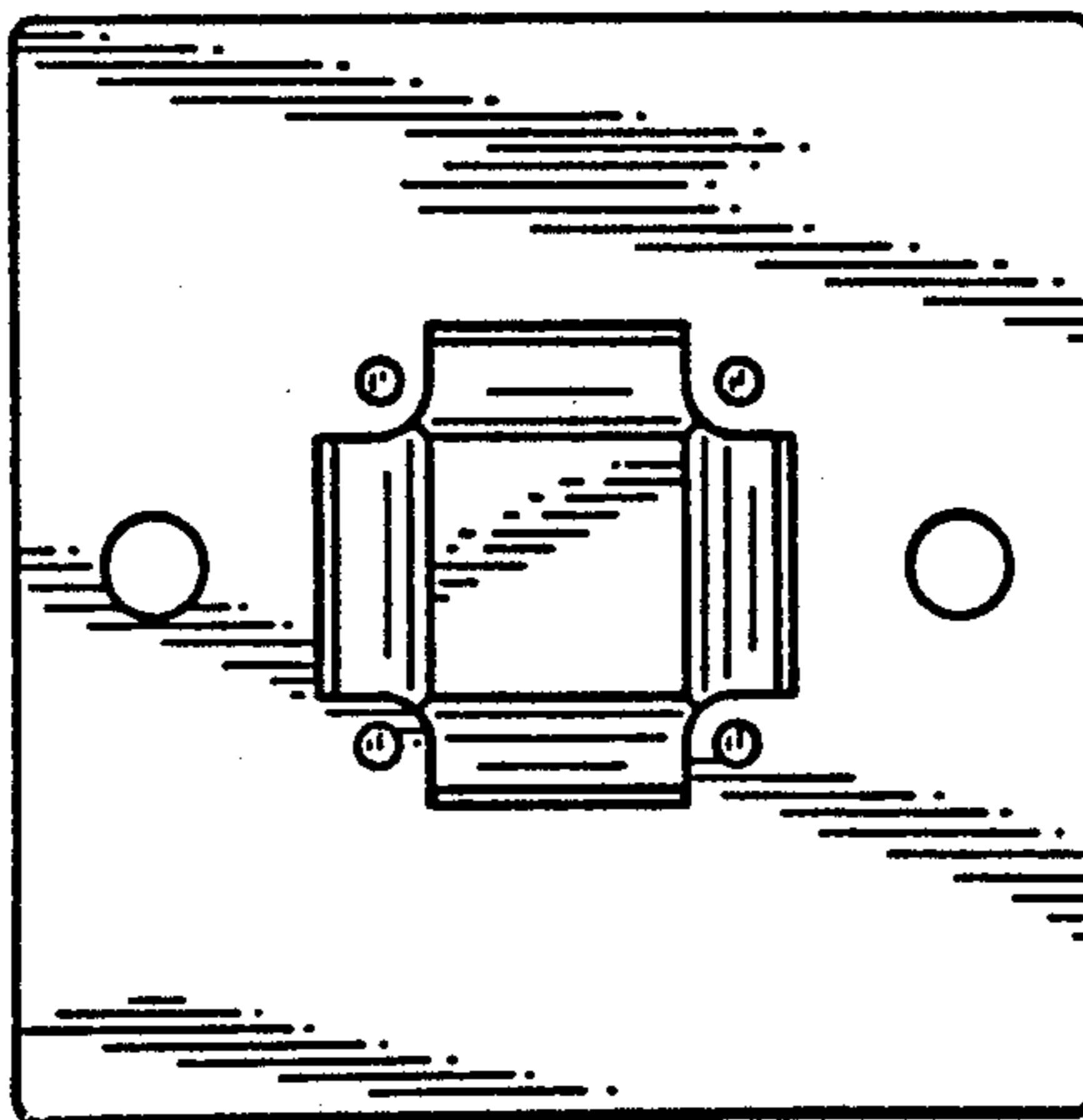
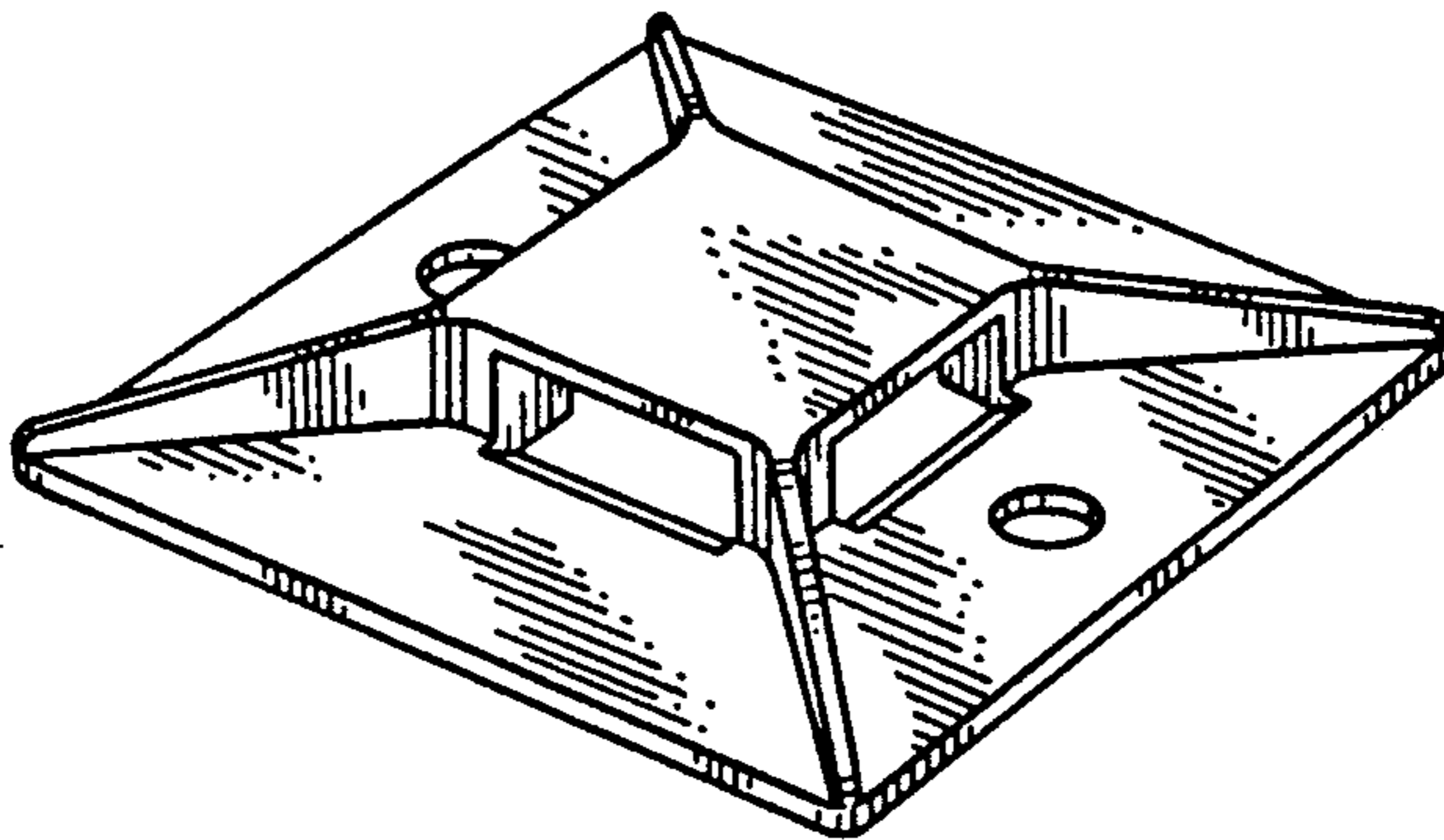
*Attorney, Agent, or Firm*—Charles R. Wentzel; Mark D. Hilliard

[57] **CLAIM**

The ornamental design for a cable tie mount, as shown and described.

**DESCRIPTION**

FIG. 1 is a perspective view of a cable tie showing my new design; FIGS. 2 and 3 are respectively top and bottom plan views; FIG. 4 is a side elevational view thereof, the side opposite being a mirror image thereof; and FIG. 5 is a side elevational view adjacent to the FIG. 4, the side opposite said second side being a mirror image thereof.



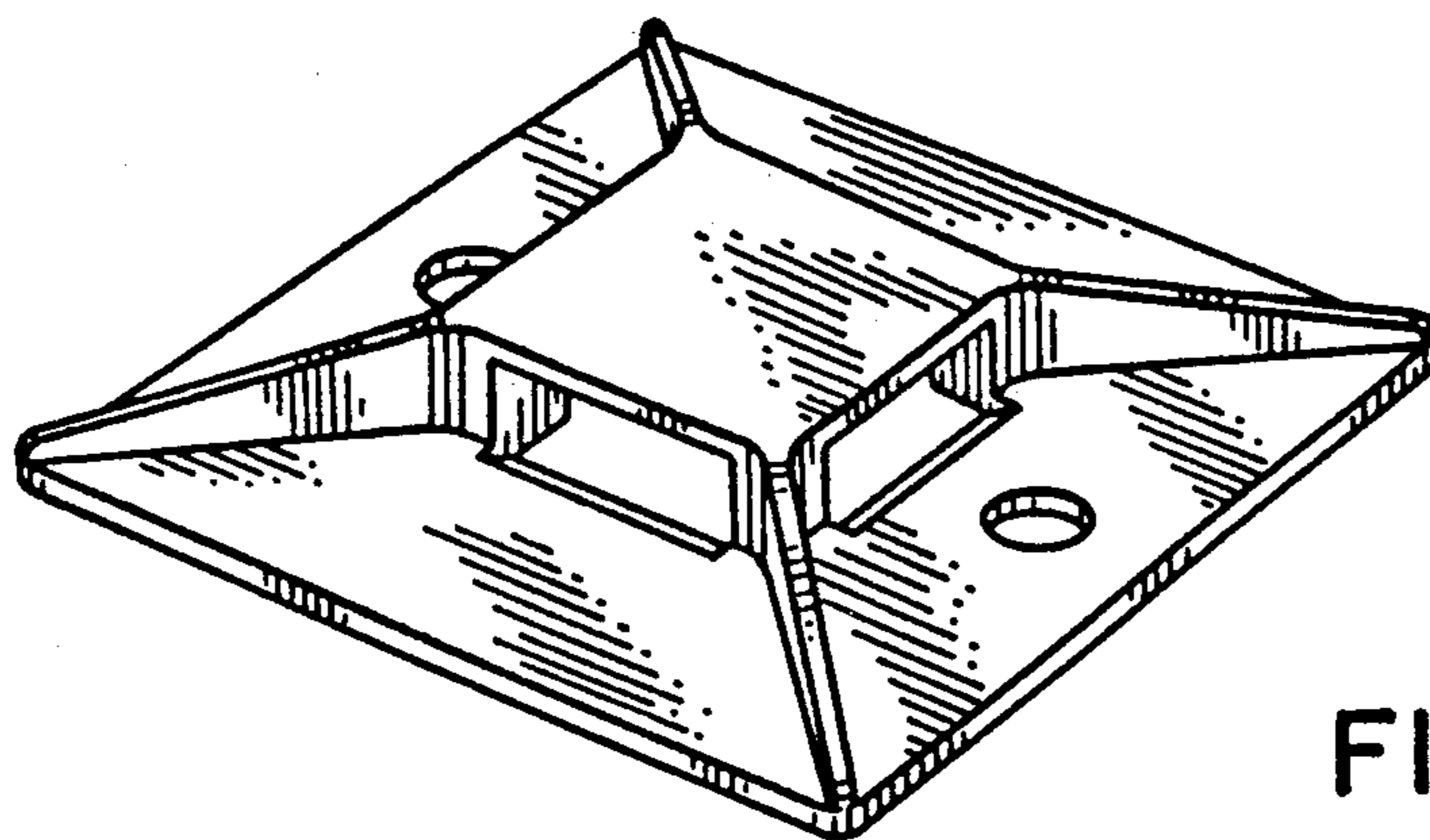


FIG. 1

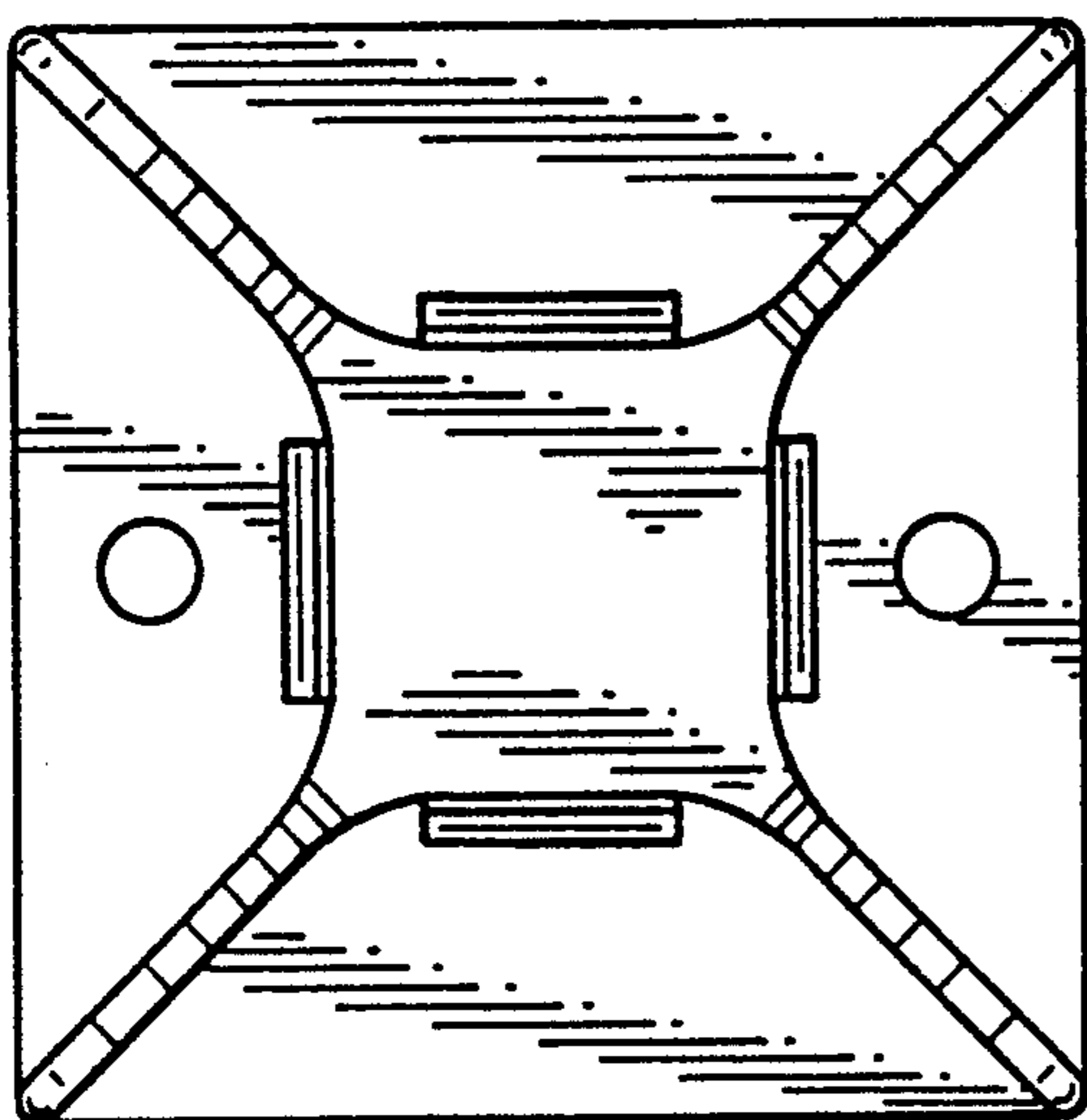


FIG. 2

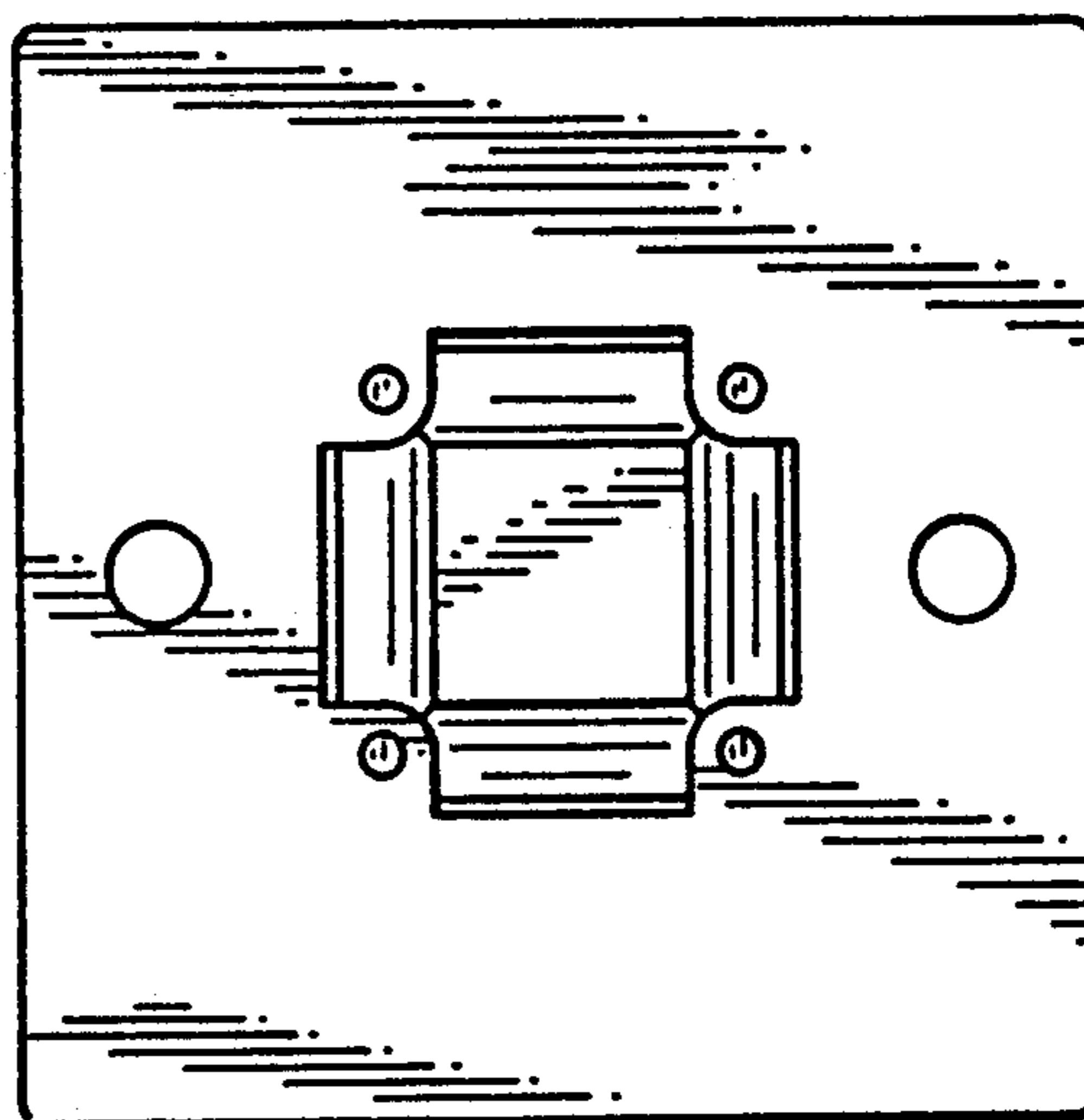


FIG. 3




FIG. 4



FIG. 5