

[54] WINDOW LOCK

[75] Inventor: Douglas A. Nolte, Owatonna, Minn.

[73] Assignee: Truth Incorporated, Owatonna, Minn.

[**] Term: 14 Years

[21] Appl. No.: 297,546

[22] Filed: Jan. 17, 1989

[52] U.S. Cl. D8/337

[58] Field of Search D8/330-331,
D8/336, 337, 338, 339; 70/89-90; 292/111,
240-241

[56] References Cited

U.S. PATENT DOCUMENTS

D. 209,901	1/1968	Fredricksen	D8/337	X
D. 211,452	6/1968	Petrell	D8/337	X
D. 295,019	4/1988	Bucson	D8/337	
D. 296,982	8/1988	White et al.	D8/337	
4,095,829	6/1978	Van Klompenburg	292/241	

OTHER PUBLICATIONS

Ironmonger Modern Hardware brochure, 1973, No. 8200, Sash Fastener.

Copy of p. 15 of Truth Incorporated literature showing a Sash Lock in existence prior to Jan. 17, 1988.

Copy of p. 19 of Truth Incorporated literature showing a Cam Lock in existence prior to Jan. 17, 1988.

Primary Examiner—Wallace R. Burke

Assistant Examiner—Brian N. Vinson

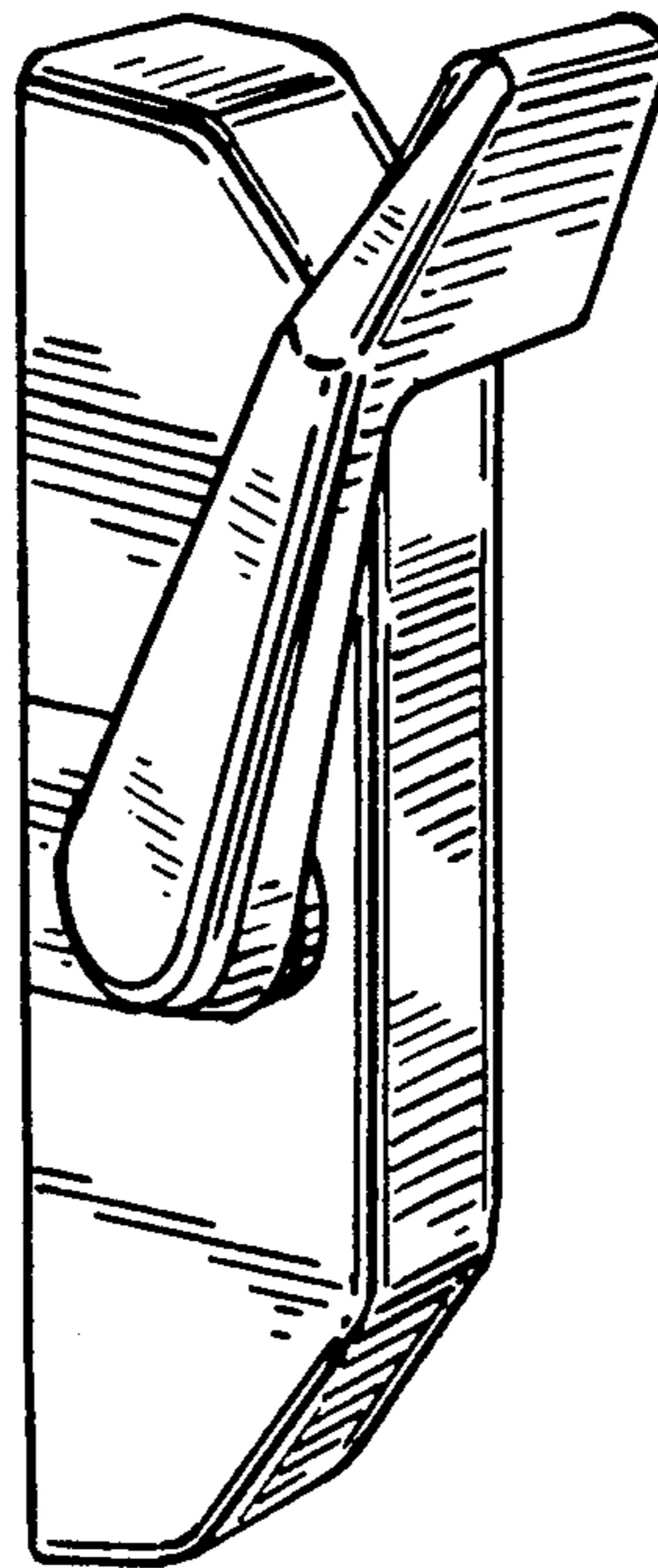

Attorney, Agent, or Firm—Wood, Phillips, Mason, Recktenwald & VanSanten

[57] CLAIM

The ornamental design for a window lock, as shown and described.

DESCRIPTION

FIG. 1 is a top, front, and left side perspective view of a window lock showing my new design; FIG. 2 is a left side elevational view thereof; FIG. 3 is a front elevational view thereof; FIG. 4 is a right side elevational view thereof; FIG. 5 is a top plan view thereof; FIG. 6 is a bottom plan view thereof; and FIG. 7 is a top, front, and left side perspective view thereof, with the handle portion shown rotated to an alternate position.






FIG. 1



FIG. 5

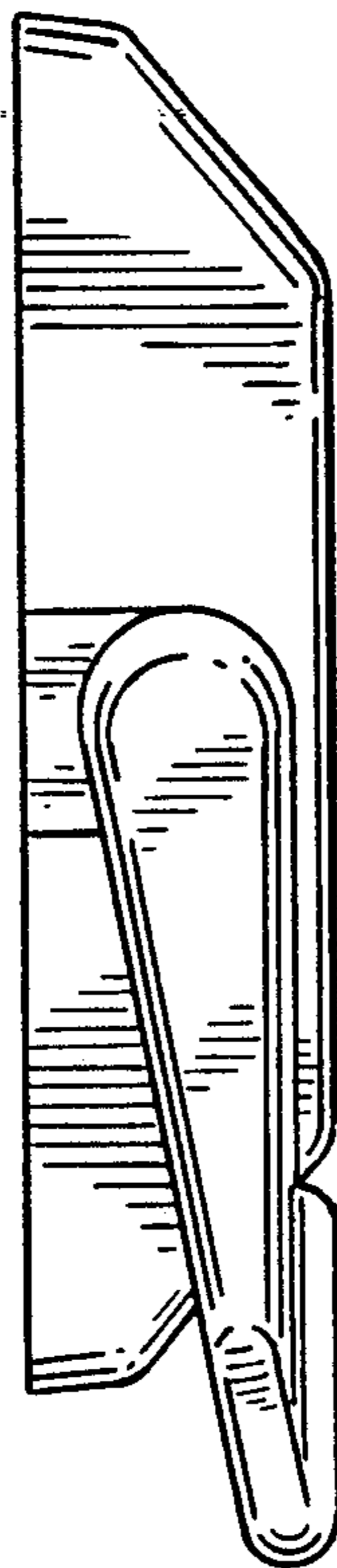


FIG. 2

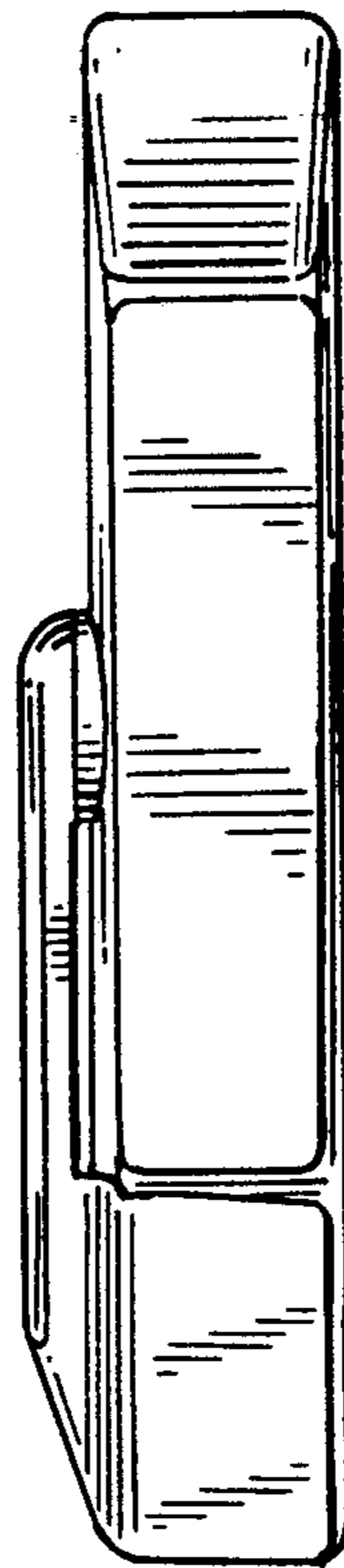


FIG. 3




FIG. 4

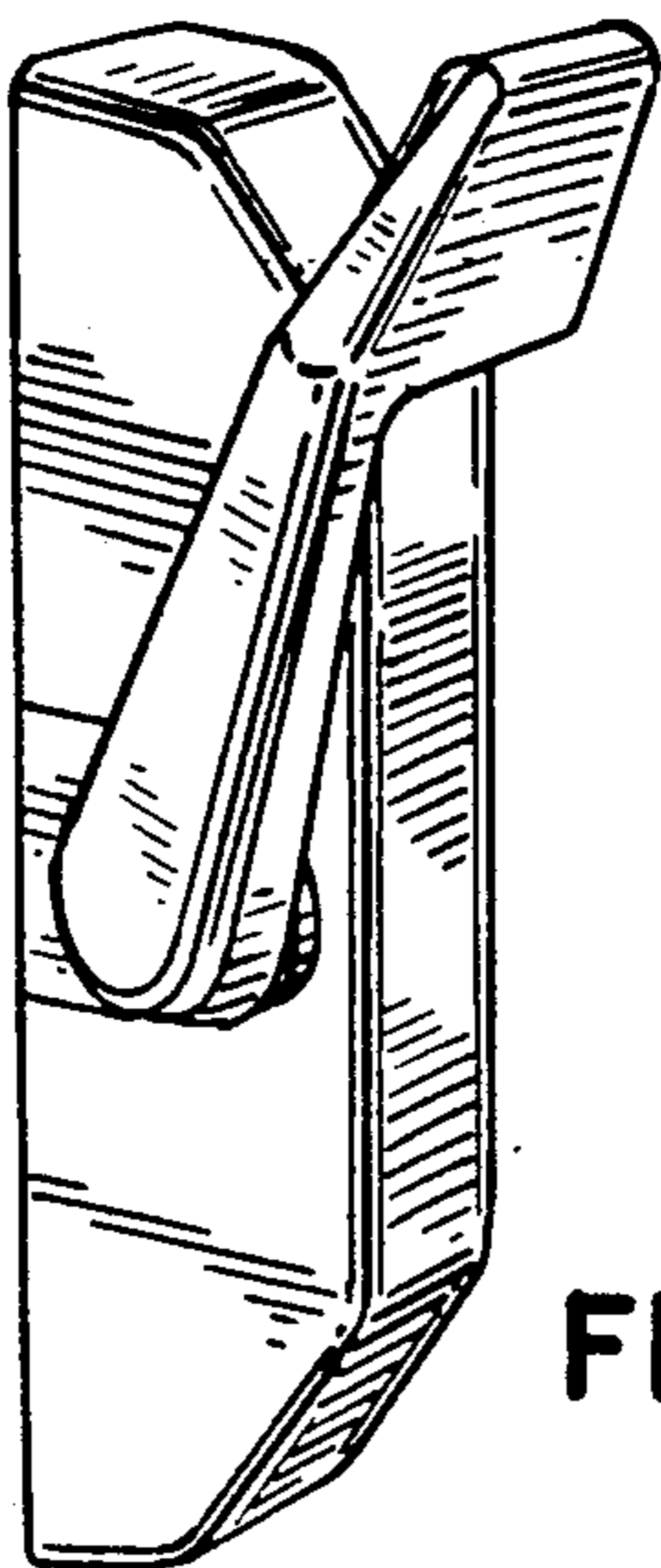


FIG. 7




FIG. 6