

[54] **COMBINED SPOON AND STRAW HOLDER**

[76] **Inventor: Kevin M. O'Grady, P.O. Box 48390, Niles, Ill. 60648**

[**] **Term: 14 Years**

[21] **Appl. No.: 159,560**

[22] **Filed: Feb. 23, 1988**

[52] **U.S. Cl. D7/643; D7/657**

[58] **Field of Search D7/642-645, D7/649-652, 653, 654, 656, 657, 664, 663, 300.2, 683; D24/63; 30/141, 150, 123, 322, 324, 326**

[56] **References Cited**

U.S. PATENT DOCUMENTS

D. 21,334	2/1892	Wettstein	D7/657
D. 61,869	2/1923	Bothe	D7/653
1,490,785	4/1924	Purnell	30/141
1,606,039	11/1926	Norman	30/141
1,666,106	4/1928	Norman .	
2,072,777	3/1937	Takahashi	30/123
2,334,535	11/1943	Bandell .	
2,859,515	11/1958	Kinman	30/141
3,038,256	6/1962	Mayer	30/141
3,648,369	3/1972	Frodsham	30/141
3,925,890	12/1975	Frodsham	30/141

OTHER PUBLICATIONS

Gifts & Decorative Accessories, Jan. 1987, p. 45, Panel A7, top-second spoon from left, with Man on Handle, Banning Enterprises.

Glamour, Dec. 1981, p. 133, The Charles Dickens Spoons—"Pickwick", Spoon-2nd from right.

HFD, Dec. 21, 1987, p. 52, top left. panel, CGS Flatware, spoon shown with clasped hands.

Primary Examiner—Winifred E. Herrmann

[57] **CLAIM**

The ornamental design for a combined spoon and straw holder, as shown and described.

DESCRIPTION

FIG. 1 is a front elevational view of a combined spoon and straw holder showing my new design;

FIG. 2 is a right side elevational view, the side opposite being a mirror image thereof;


FIG. 3 is a rear elevational view;

FIG. 4 is a top plan view;

FIG. 5 is a bottom plan view; and

FIG. 6 is a front perspective view.

The broken line showing of the head in FIGS. 1, 2 and 3 is illustrative of environmental structure only and forms no part of the claimed design.



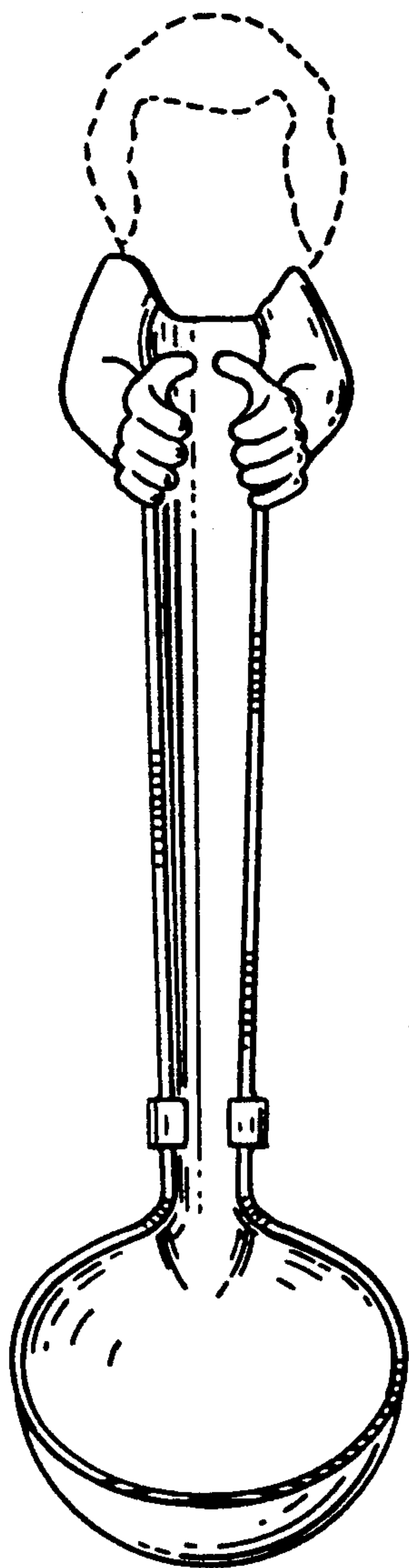


fig. 1.




fig. 2.

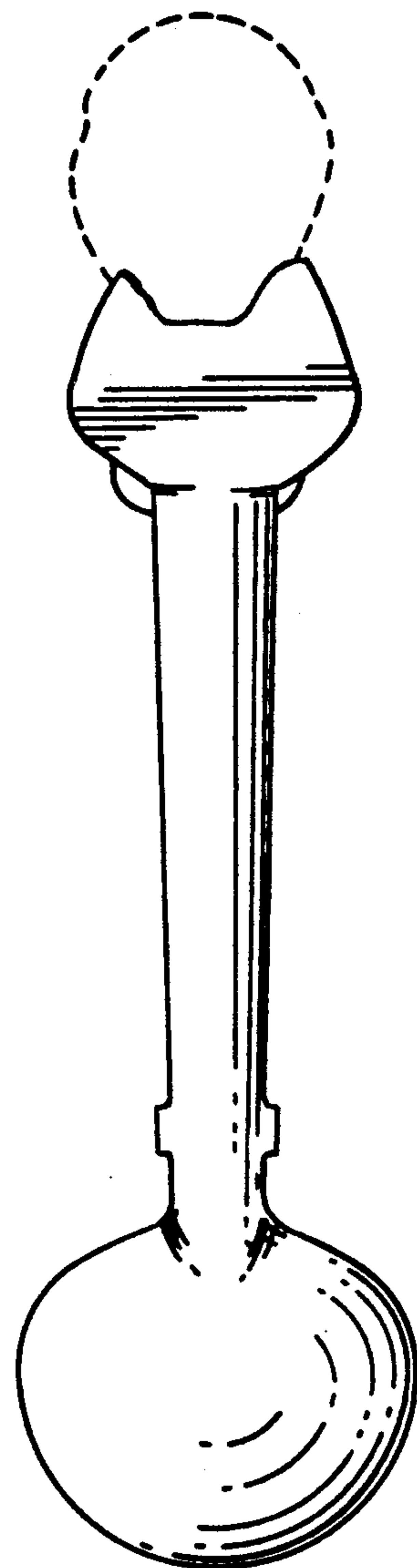


fig. 3.

fig. 4.




fig. 5.

