

[54] **SHOE UPPER**

[75] **Inventor:** Robert Y. Greenberg, Woodland Hills, Calif.
 [73] **Assignee:** L.A. Gear, Inc., Los Angeles, Calif.
 [**] **Term:** 14 Years
 [21] **Appl. No.:** 208,394
 [22] **Filed:** Jun. 17, 1988
 [52] **U.S. Cl.** D2/314; D2/310
 [58] **Field of Search** D2/264, 265, 268, 269, D2/271, 272, 275, 308-314; 36/45, 83, 84, 88-90, 131, 132, 102-106, 112-116, 136

D. 296,262 6/1988 Brown et al. D2/314
 D. 297,590 9/1988 Selbiger D2/314
 D. 298,283 11/1988 Swett et al. D2/314
 D. 303,038 8/1989 Clark D2/314
 D. 305,076 12/1989 Crowley D2/314
 4,776,111 10/1988 Crowley 36/114 X

Primary Examiner—Louis S. Zarfaz
Attorney, Agent, or Firm—Don C. Lawrence

[57] **CLAIM**


The ornamental design for a shoe upper, as shown and described.

DESCRIPTION

FIG. 1 is a left side elevational view of a shoe upper showing the design which is the subject of this invention. The broken line showing of a shoe sole is for environmental purposes only and forms no part of the claimed design;
 FIG. 2 is a top plan view thereof;
 FIG. 3 is bottom view thereof;
 FIG. 4 is a right side elevational view thereof;
 FIG. 5 is a front elevational view thereof; and
 FIG. 6 is a rear elevational view of the present invention.

[56] **References Cited**
U.S. PATENT DOCUMENTS

D. 227,821	7/1973	Askew	D2/309
D. 272,964	3/1984	Feigelstock	D2/310
D. 283,366	4/1986	Chassaing	D2/310
D. 284,039	6/1986	Yoshitake	D2/310
D. 291,383	8/1987	Campbell	D2/309
D. 293,846	1/1988	Bua	D2/314
D. 293,970	2/1988	Brown et al.	D2/314
D. 294,998	4/1988	Brown et al.	D2/314






Fig. 1.

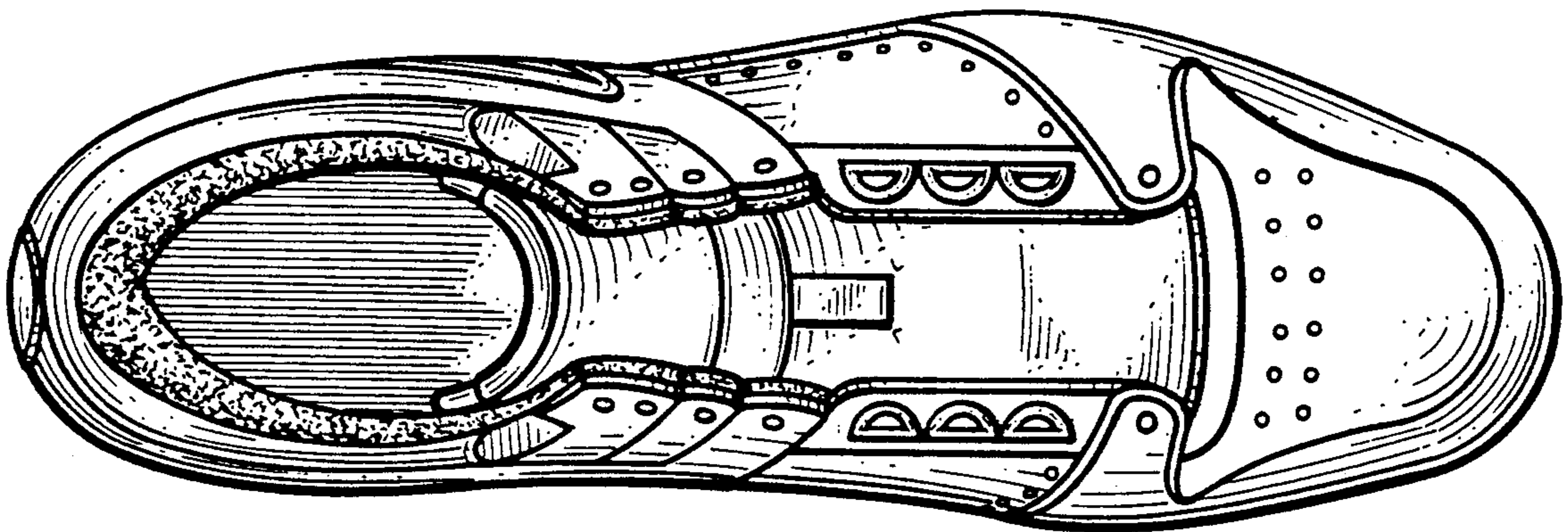


Fig. 2.

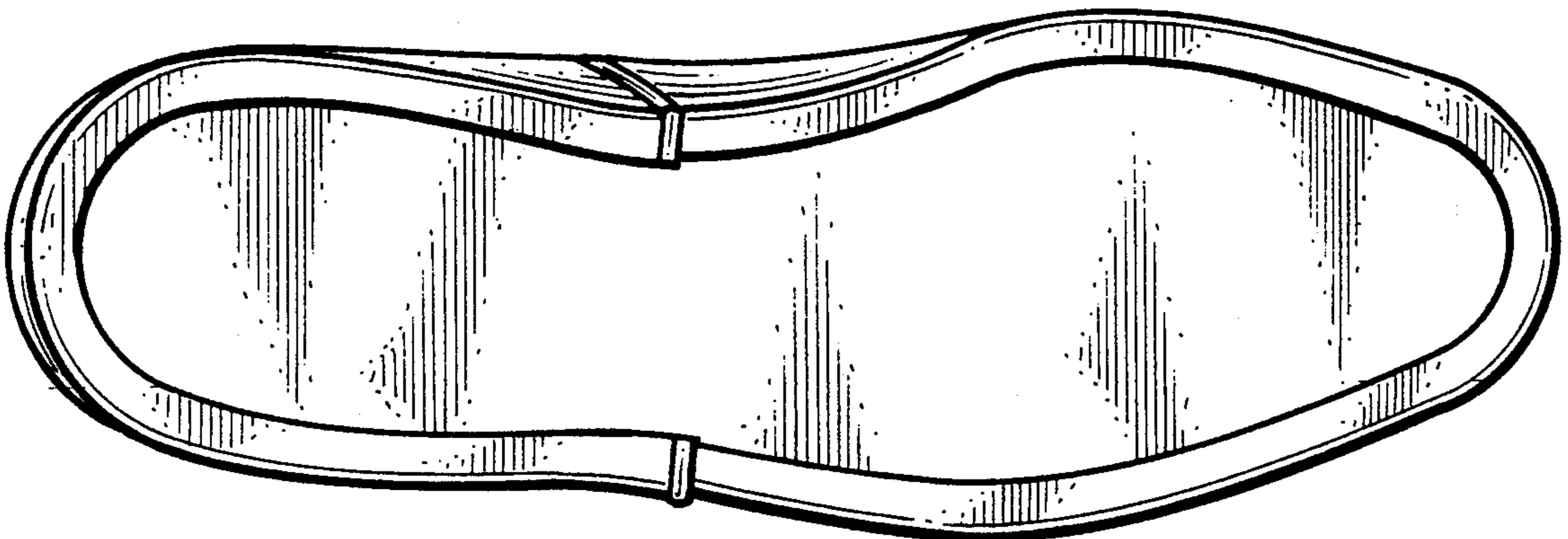


Fig. 3.




Fig. 4.

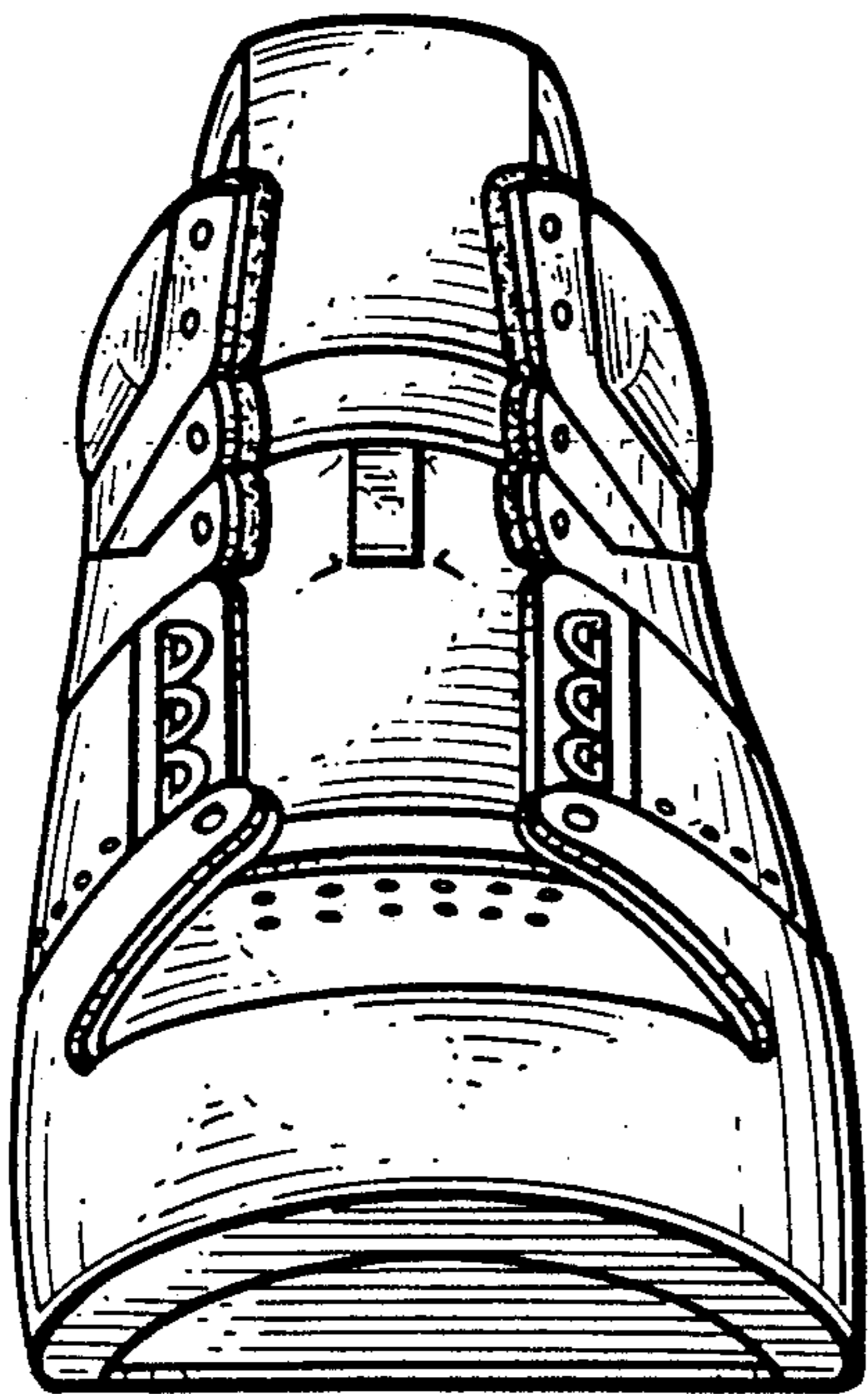


Fig. 5.

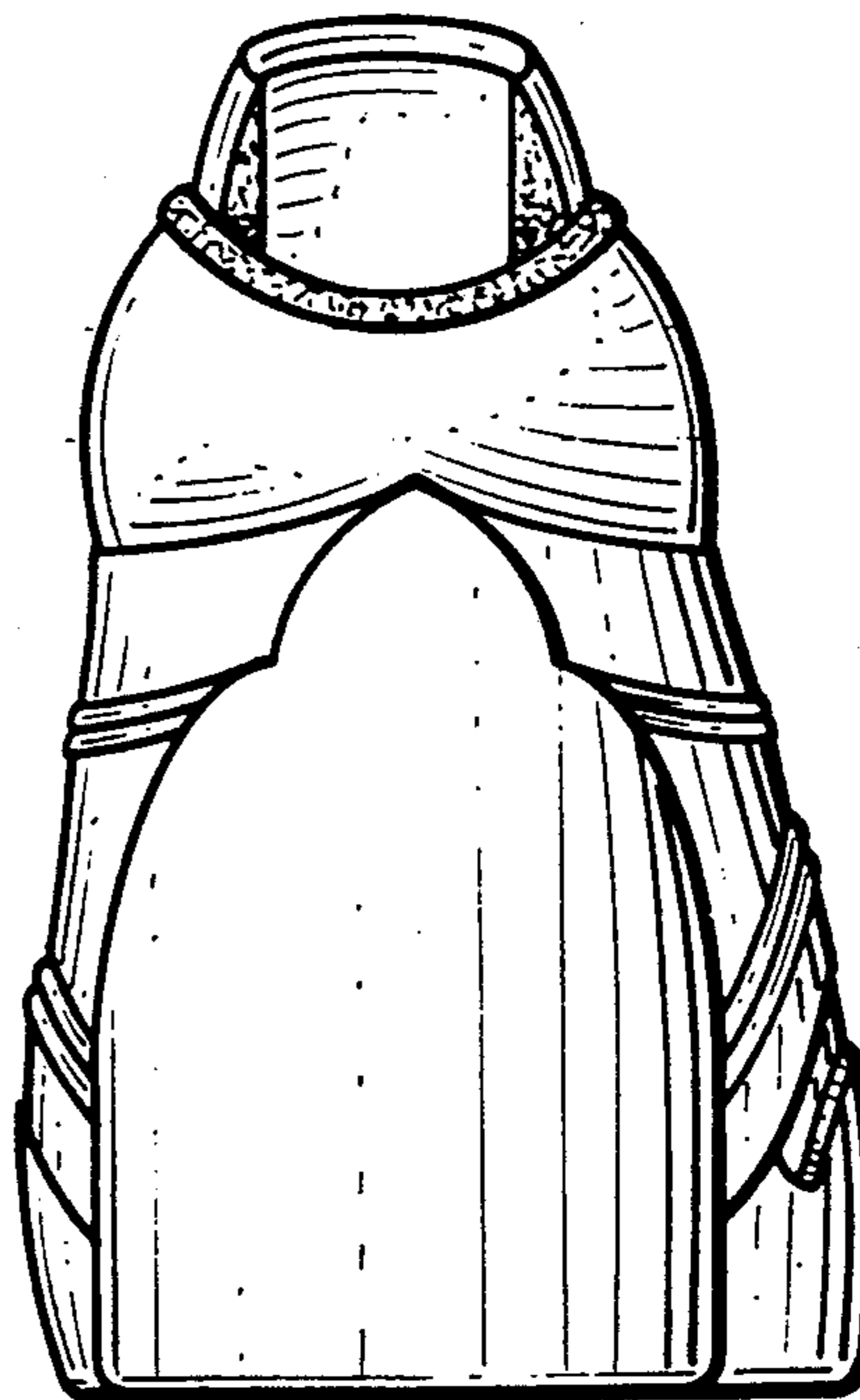


Fig. 6.