

[54] CHEST RESTRAINT FOR SHOULDER HARNESS

[75] Inventor: Michael R. Gravel, Little Falls, N.Y.

[73] Assignee: Tumble Forms, Inc., Dolgeville, N.Y.

[**] Term: 14 Years

[21] Appl. No.: 176,981

[22] Filed: Apr. 4, 1988

[52] U.S. Cl. D29/10

[58] Field of Search D29/10, 11, 99; D2/190, D2/183, 226; 2/2, 44, 45, 102, 92, 48, 50-52; D24/64

[56] References Cited

U.S. PATENT DOCUMENTS

D. 89,417	3/1933	Uhrig et al.	D24/64
D. 270,109	8/1983	Bluemel	D29/10
192,366	6/1877	Fuller	D29/10
2,052,684	9/1936	Wisebrodt	D29/10

Primary Examiner—A. Hugo Word

Assistant Examiner—Doris V. Coles
Attorney, Agent, or Firm—Price, Heneveld, Cooper, DeWitt & Litton

[57] CLAIM

The ornamental design for a chest restraint for shoulder harness, as shown and described.

DESCRIPTION

FIG. 1 is a top, front and left side perspective view of a chest restraint for shoulder harness showing my new design;

FIG. 2 is a front elevational view thereof;

FIG. 3 is a rear elevational view thereof;

FIG. 4 is a left side elevational view thereof;


FIG. 5 is a right side elevational view thereof;

FIG. 6 is a top plan view thereof;

FIG. 7 is a bottom plan view thereof; and

FIG. 8 is a top, front and left side perspective view thereof, shown with the front panel partially detached from the rear panel.

The shoulder harness shown in broken lines in FIGS. 1-3 and 8 is for illustrative purposes only and forms no part of the claimed design.



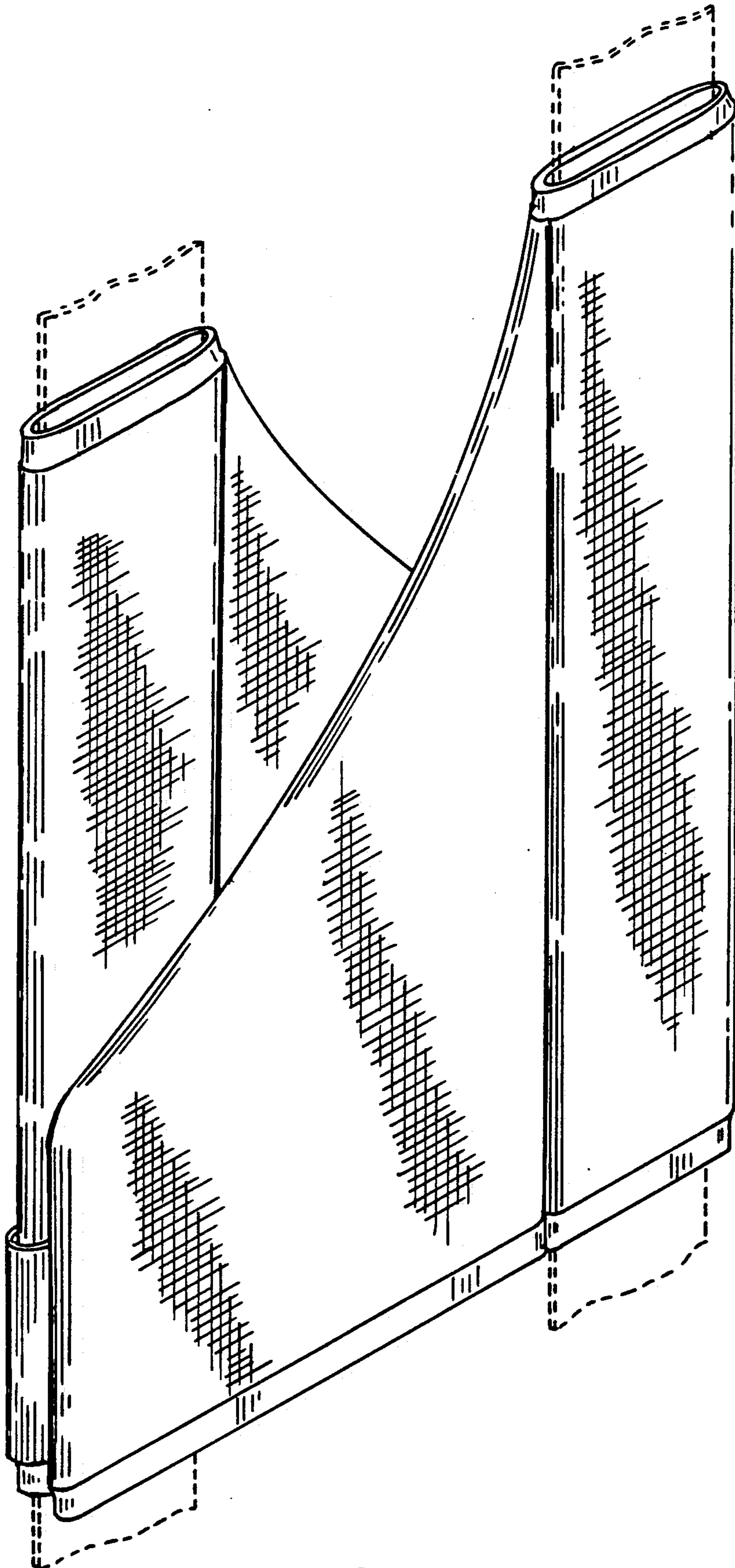


FIG. 1




FIG. 2




FIG. 3




FIG. 5

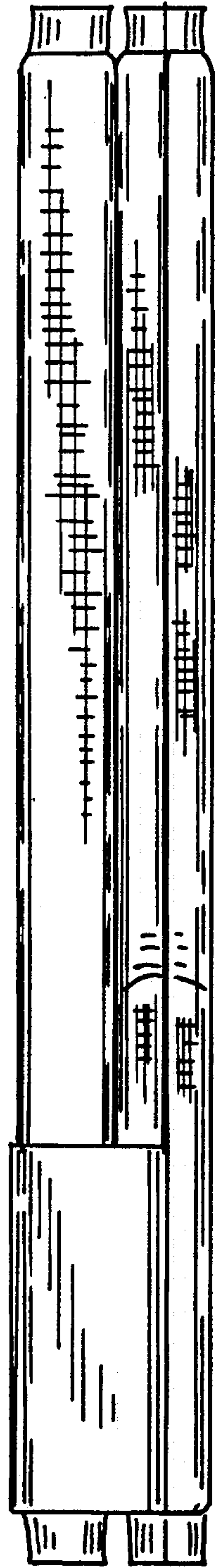


FIG. 4

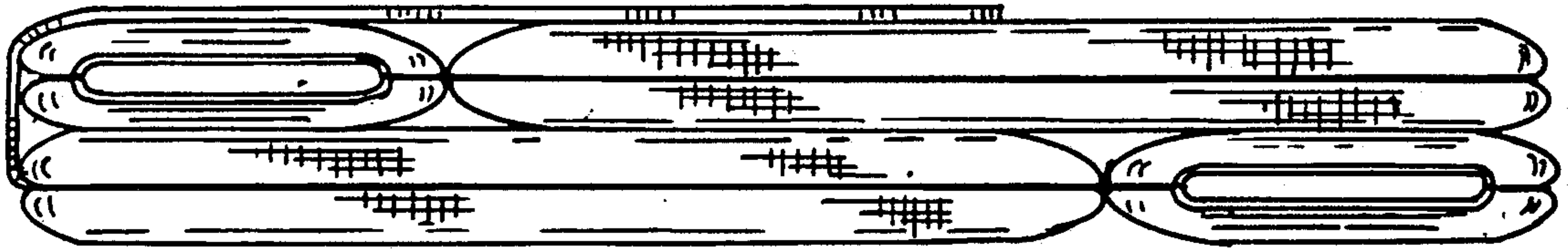


FIG. 6




FIG. 7

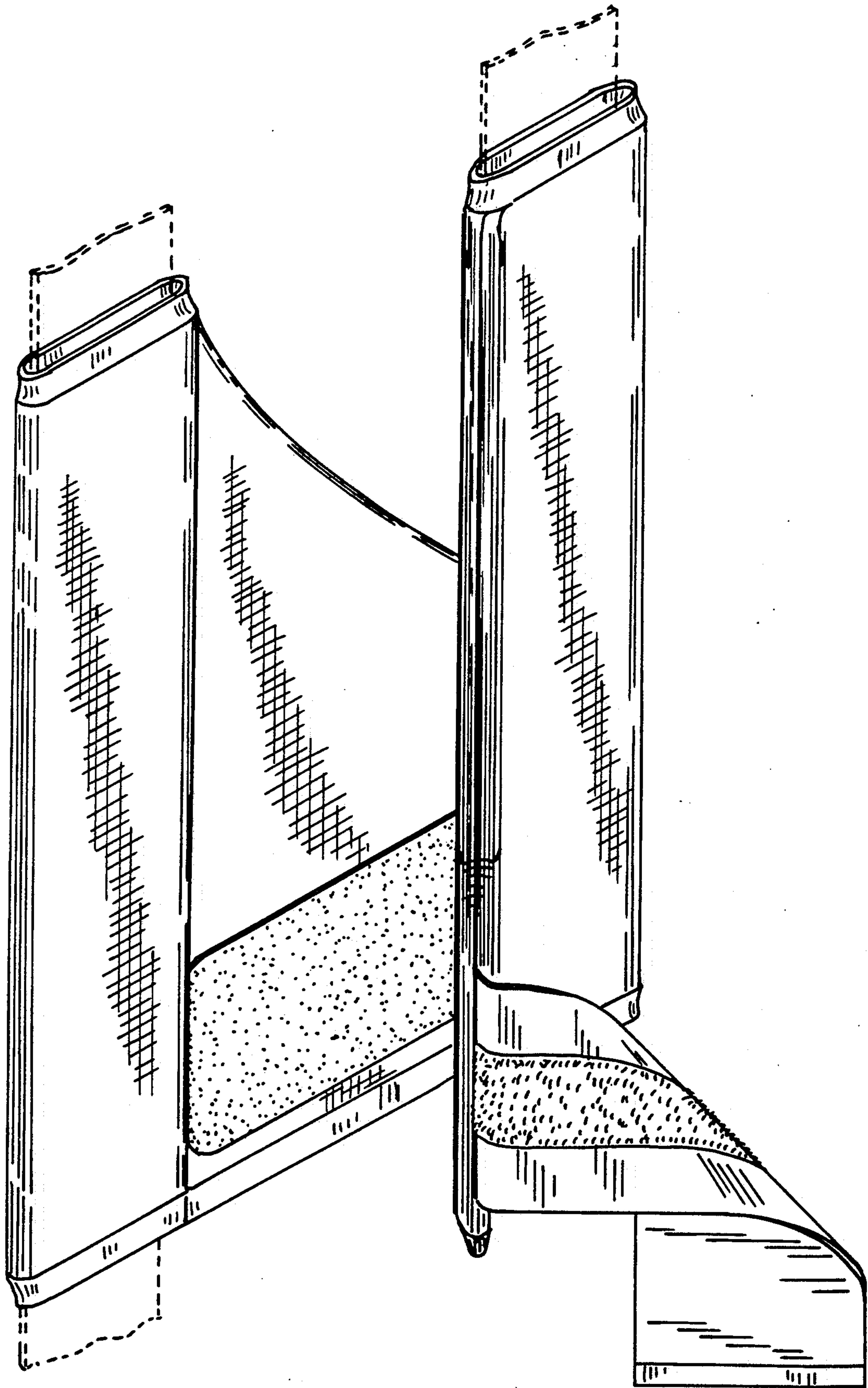


FIG. 8