

[54] PAIR OF LOUVERED TAIL LIGHT COVERS

[76] Inventor: Gregory A. McGlothlin, 625 Grand Mesa Ave., Grand Junction, Colo. 81503

[\*\*] Term: 14 Years

[21] Appl. No.: 257,797

[22] Filed: Oct. 14, 1988

[52] U.S. Cl. .... D26/139

[58] Field of Search ..... D26/28-36, D26/120, 121, 122, 139; 362/61, 80, 80.1, 80.2, 82, 83, 83.2, 83.3, 325, 342, 354, 376

[56] References Cited

U.S. PATENT DOCUMENTS

D. 288,008	1/1987	McMahon	.....	D26/139
D. 289,087	3/1987	Kobata	.....	D26/35 X
1,471,046	10/1923	McCredie	.....	362/342
4,153,928	5/1979	Speedy	.....	362/331

OTHER PUBLICATIONS

J. C. Whitney Catalog, p. 118, head light louvers.


Primary Examiner—Susan J. Lucas

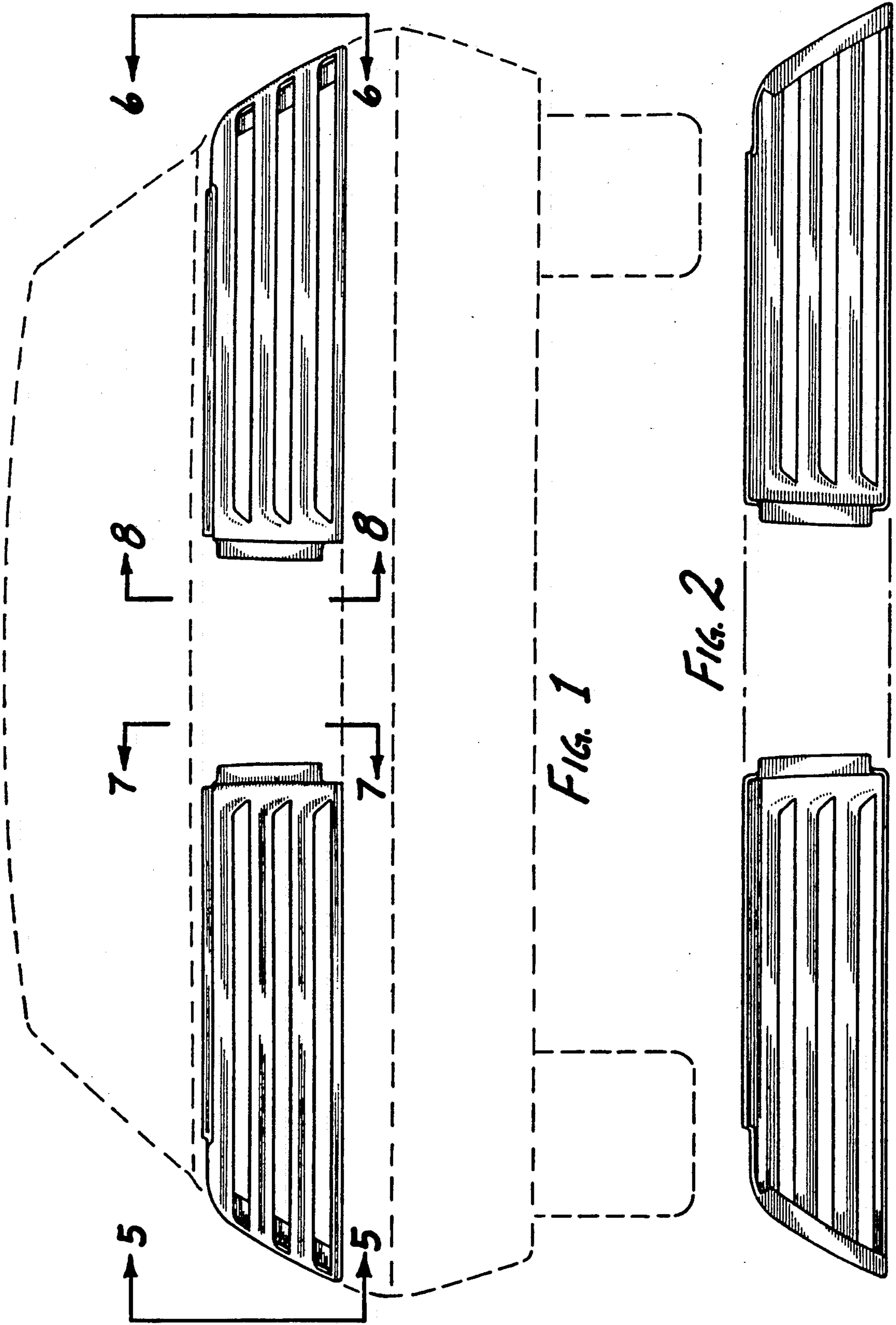
[57] CLAIM

The ornamental design for a pair of louvered tail light covers, as shown and described.

DESCRIPTION

FIG. 1 is a front perspective view of a pair of louvered tail light covers showing my new design; FIG. 2 is a rear elevational view thereof; FIG. 3 is a bottom plan view thereof; FIG. 4 is a top plan view thereof; FIG. 5 is a side elevational view thereof as seen from the left hand side of FIG. 1; FIG. 6 is a side elevational view thereof as seen from the right hand side of FIG. 1; FIG. 7 is a side elevational view thereof as seen from the plane of line 7—7 in FIG. 1; FIG. 8 is a side elevational view thereof as seen from the plane of line 8—8 in FIG. 1. FIG. 9 is an enlarged front, top, and left hand side perspective view of one of the pair of louvered covers, the second cover, which is omitted for convenience of illustration, is understood to be a mirror image of the cover that is shown. The broken lines are shown for illustrative purposes only.








FIG. 3



FIG. 4




FIG. 5




FIG. 6




FIG. 7




FIG. 8

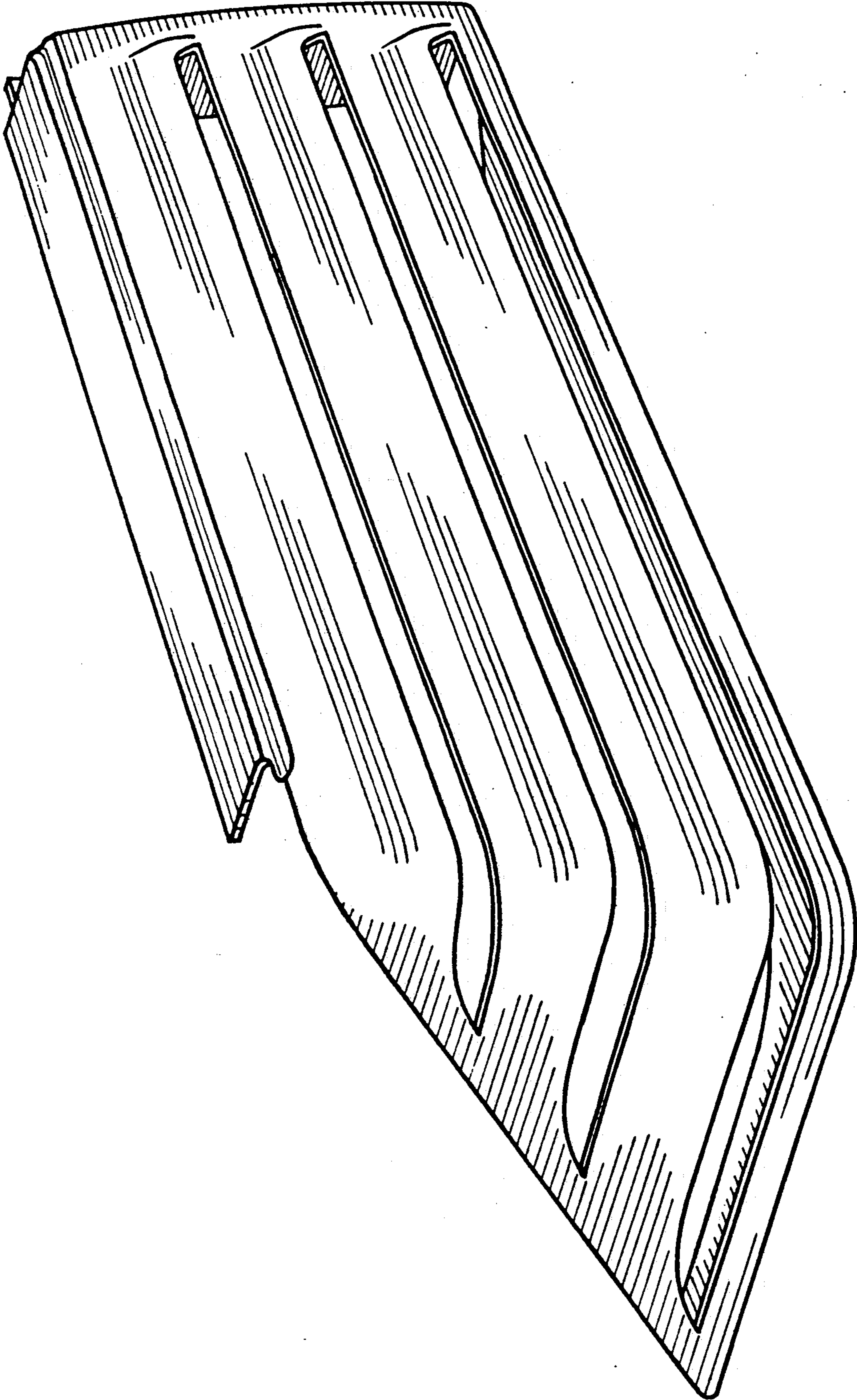


FIG. 9