

[54] WRITING IMPLEMENT

[76] Inventor: Bernhard Tinz, Brunnwiesen 43 d, 7000 Stuttgart 75, BRD, Fed. Rep. of Germany

[**] Term: 14 Years

[21] Appl. No.: 220,845

[22] Filed: Jul. 18, 1988

[52] U.S. Cl. D19/48; D19/43; D19/56; D19/57

[58] Field of Search D19/35, 36, 41-51, D19/54-58; 401/243, 246, 247, 262

[56] References Cited

U.S. PATENT DOCUMENTS

- D. 112,401 11/1938 Andrews D19/48
- D. 115,288 6/1939 Fish D19/48
- D. 118,872 2/1940 Vassos D19/48
- D. 143,049 11/1945 Waldinger D19/48
- D. 143,052 11/1945 Waldinger D19/48

- D. 149,672 5/1948 Phillips D19/48 X
- D. 152,030 12/1948 Shupack D19/48
- D. 286,164 10/1986 Tinz D19/48
- D. 287,603 1/1987 Bruhn D19/51 X
- D. 306,458 3/1990 Lecce D19/48

Primary Examiner—Nelson C. Holtje
Assistant Examiner—Martha Thompson
Attorney, Agent, or Firm—Blum Kaplan

[57] CLAIM

The ornamental design for a writing implement, as shown and described.

DESCRIPTION

FIG. 1 is a right side elevational view, the left side being a mirror image thereof;
FIG. 2 is a rear elevational view;
FIG. 3 is a front elevational view;
FIG. 4 is a top plan view;
FIG. 5 is a bottom plan view; and
FIG. 6 is a front elevational view of my design in an exploded condition.

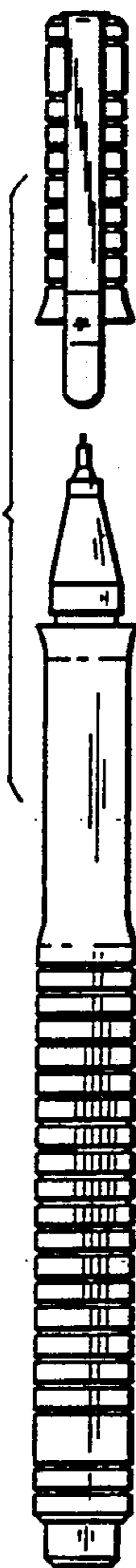


Fig.1

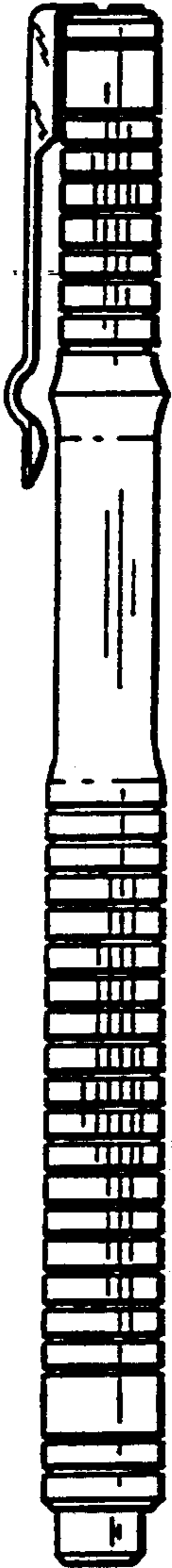


Fig.2



Fig.3



Fig.6




Fig.4



Fig.5

