

[54] PAPER SUPPLY CASSETTE

[75] Inventors: Takeshi Komada, Yokohama; Masataka Isomoto, Kawasaki, both of Japan

[73] Assignee: Canon Kabushiki Kaisha, Tokyo, Japan

[**] Term: 14 Years

[21] Appl. No.: 221,181

[22] Filed: Jul. 19, 1988

[30] Foreign Application Priority Data

Jan. 22, 1988 [JP] Japan 63-2202

[52] U.S. Cl. D18/44

[58] Field of Search D18/36-40, D18/44; 206/449; 221/46; 271/8.1, 9, 117, 162, 164; 355/309

[56] References Cited

U.S. PATENT DOCUMENTS

- D. 230,085 1/1974 Allis et al. D18/44
- D. 238,450 1/1976 Robertson et al. D18/44
- D. 270,541 9/1983 Matsuzaka D18/36

- D. 289,771 5/1987 Hashimoto et al. D18/37
- D. 299,929 2/1989 Yomo D18/44
- 4,662,765 5/1987 Kapp et al. 271/9 X
- 4,768,772 9/1988 Ochiai et al. 271/164
- 4,872,659 10/1989 Kato et al. 271/9

Primary Examiner—Nelson C. Holtje
Assistant Examiner—Caron D. Veynar
Attorney, Agent, or Firm—Fitzpatrick, Cella, Harper & Scinto

[57] CLAIM

The ornamental design for a paper supply cassette, as shown and described.

DESCRIPTION

FIG. 1 is a front elevational view of a paper supply cassette showing our new design; FIG. 2 is a rear elevational view thereof; FIG. 3 is a top plan view thereof; FIG. 4 is a bottom plan view thereof; FIG. 5 is a left side elevational view thereof; FIG. 6 is a right side elevational view thereof; and FIG. 7 is a front perspective view thereof, the broken line showing of a photocopier is environmental only and forms no part of the claimed design.

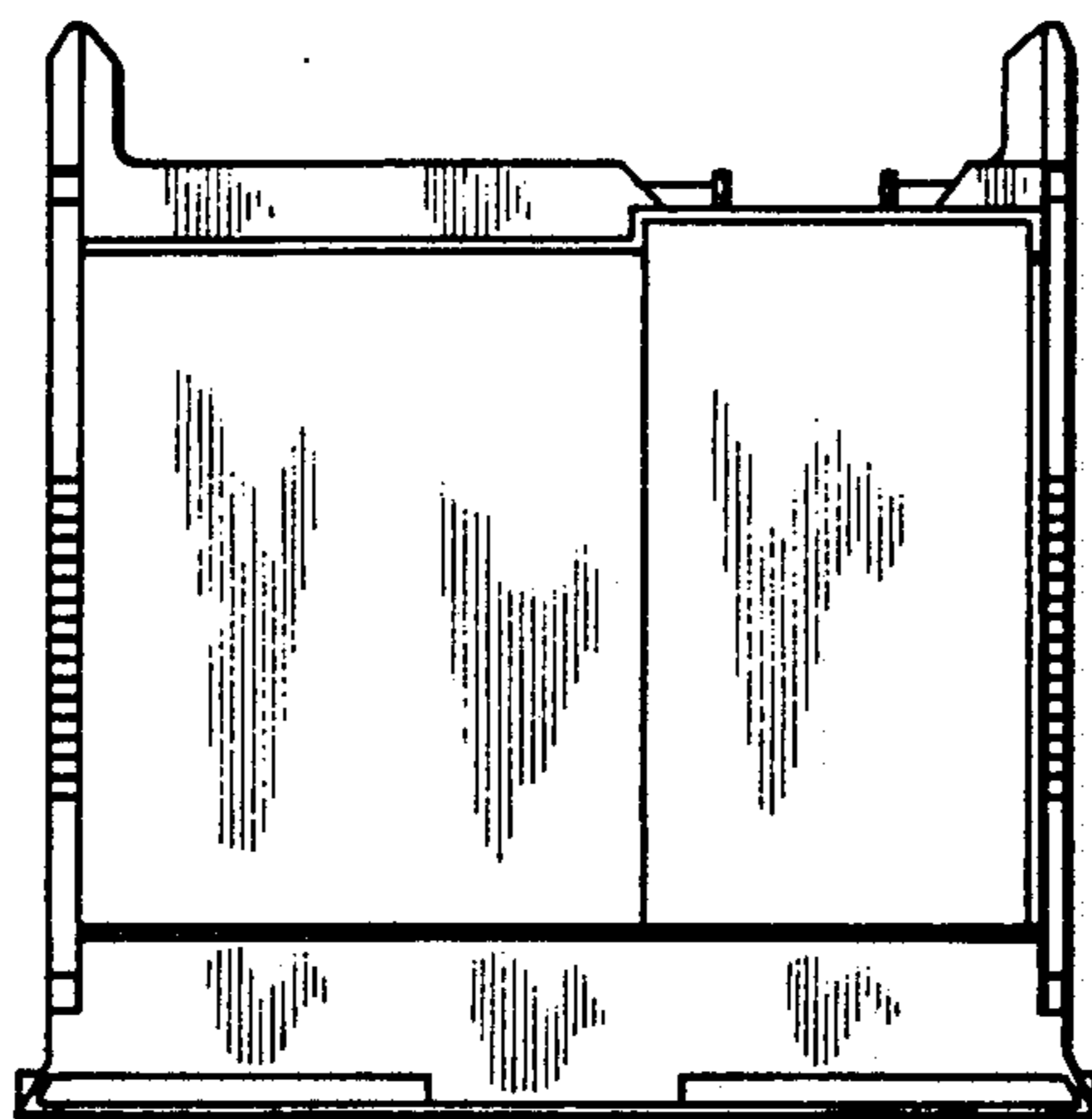


FIG. 1



FIG. 2



FIG. 3

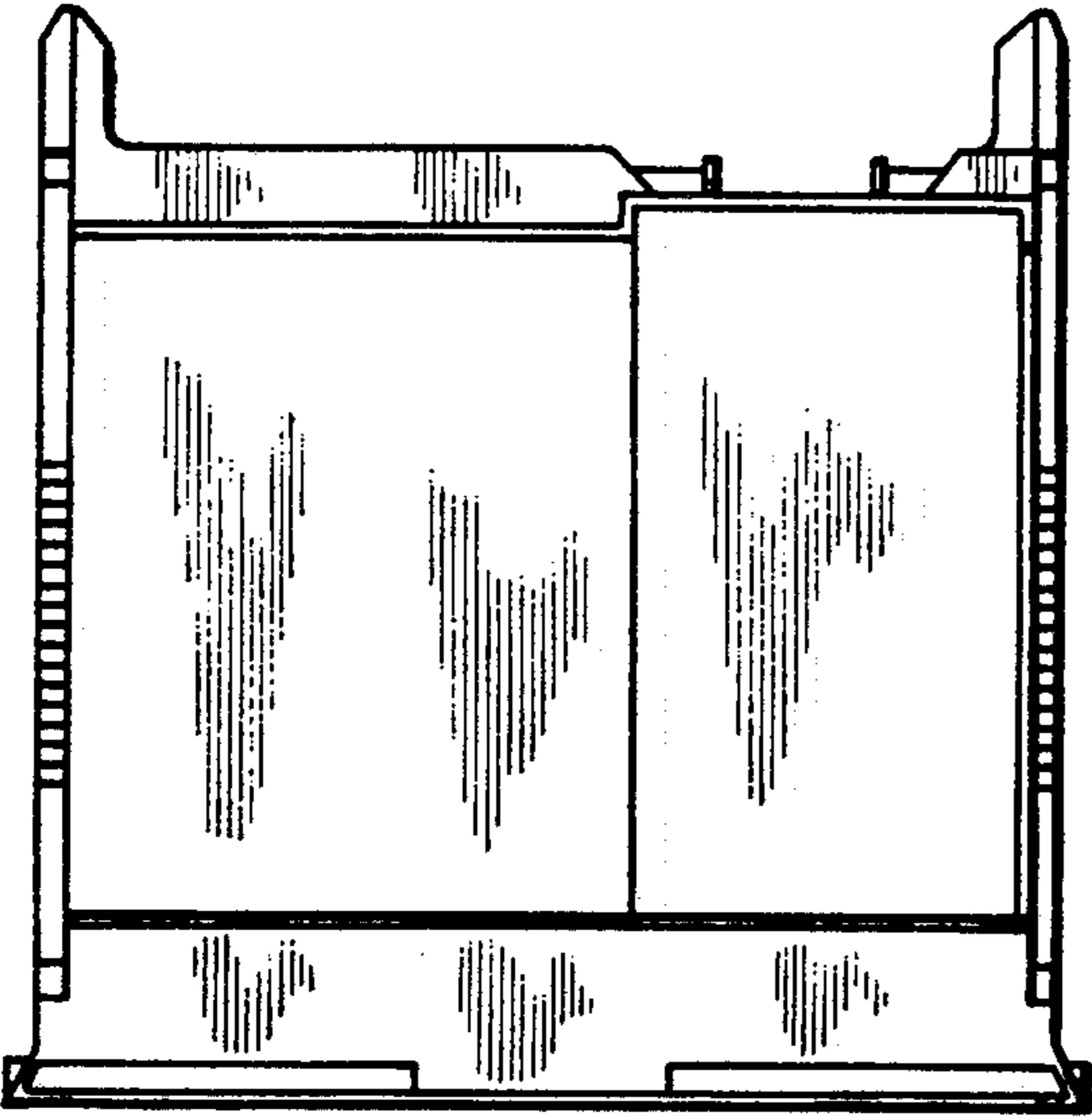


FIG. 4

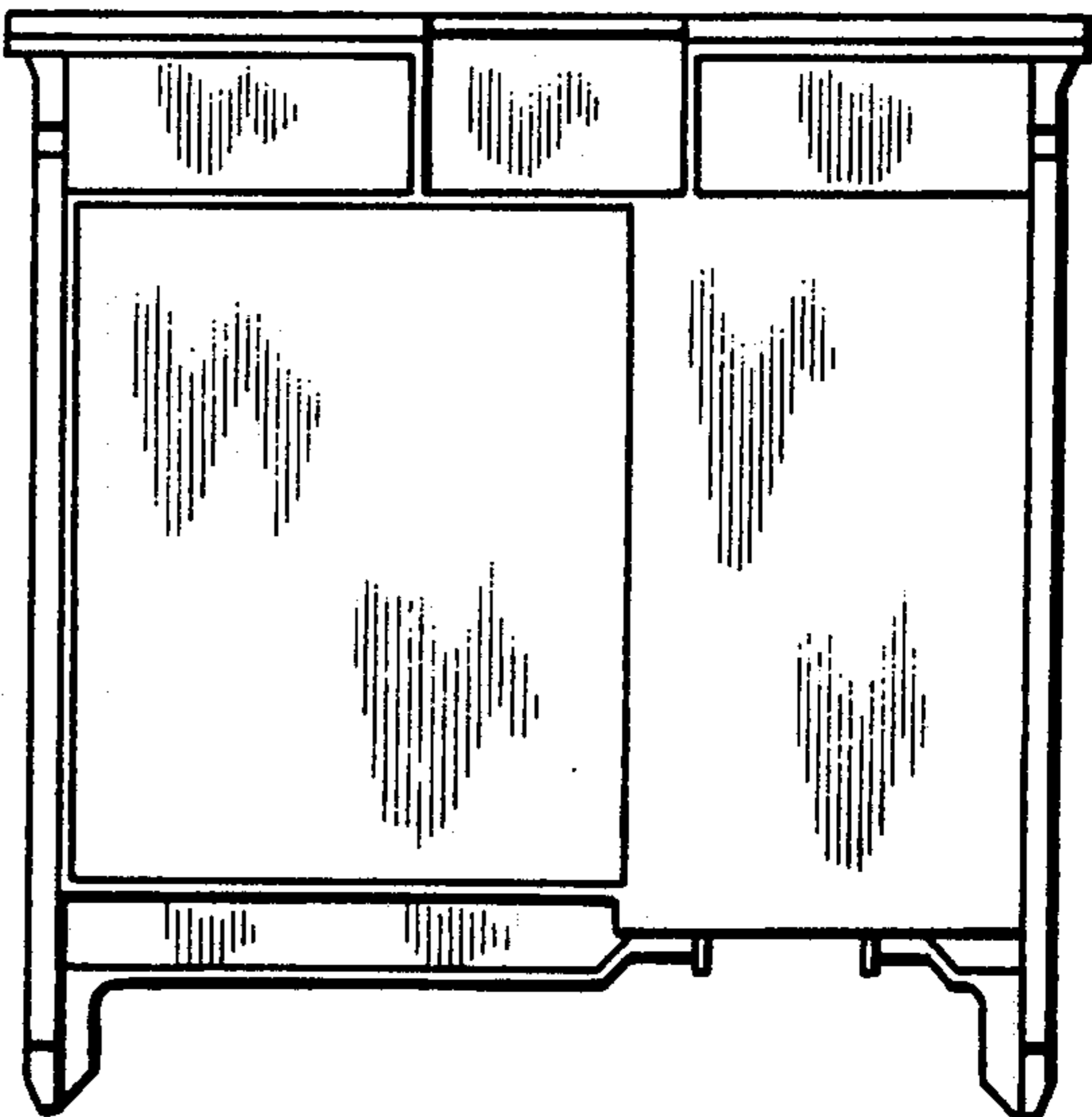


FIG. 5



FIG. 6



FIG. 7

