

[54] VIDEO CAMERA WITH VIDEO TAPE RECORDER

4,928,179 5/1990 Takahashi et al. .... 358/229

[75] Inventor: Chifuyu Tanaka, Tokyo, Japan

[73] Assignee: Canon Kabushiki Kaisha, Tokyo, Japan

[\*\*] Term: 14 Years

[21] Appl. No.: 367,102

[22] Filed: Jun. 16, 1989

[30] Foreign Application Priority Data

Dec. 19, 1988 [JP] Japan ..... 63-49434

[52] U.S. Cl. .... D16/202

[58] Field of Search ..... D16/200, 202, 205, 208; 352/34, 242, 243; 354/82, 293; 358/229, 906

[56] References Cited

U.S. PATENT DOCUMENTS

D. 288,812	3/1987	Miyashita	.....	D16/202
D. 289,645	5/1987	Kondo	.....	D16/202
D. 291,571	8/1987	Toyoda et al.	.....	D16/202
D. 305,240	12/1989	Kondoh	.....	D16/202
4,885,643	12/1989	Ichimura et al.	.....	358/229

OTHER PUBLICATIONS

Video Review, Feb. 1987, p. 54.

Popular Photography, Oct. 1987, p. 5.

W. Bell Co. Catalog, 1987-1988, p. 232, (Item 2, G.E. Camcorder).

Primary Examiner—Bernard Ansher

Assistant Examiner—Adir Aronovich

Attorney, Agent, or Firm—Fitzpatrick, Cella, Harper & Scinto

[57] CLAIM

The ornamental design for a video camera with video tape recorder, as shown and described.

DESCRIPTION

FIG. 1 is a front elevational view of a video camera with video tape recorder showing my new design;

FIG. 2 is a rear elevational view thereof;

FIG. 3 is a top plan view thereof;

FIG. 4 is a bottom plan view thereof;

FIG. 5 is a left side elevational view thereof;

FIG. 6 is a right side elevational view thereof; and

FIG. 7 is a perspective view thereof.




FIG. 1




FIG. 2




FIG. 3

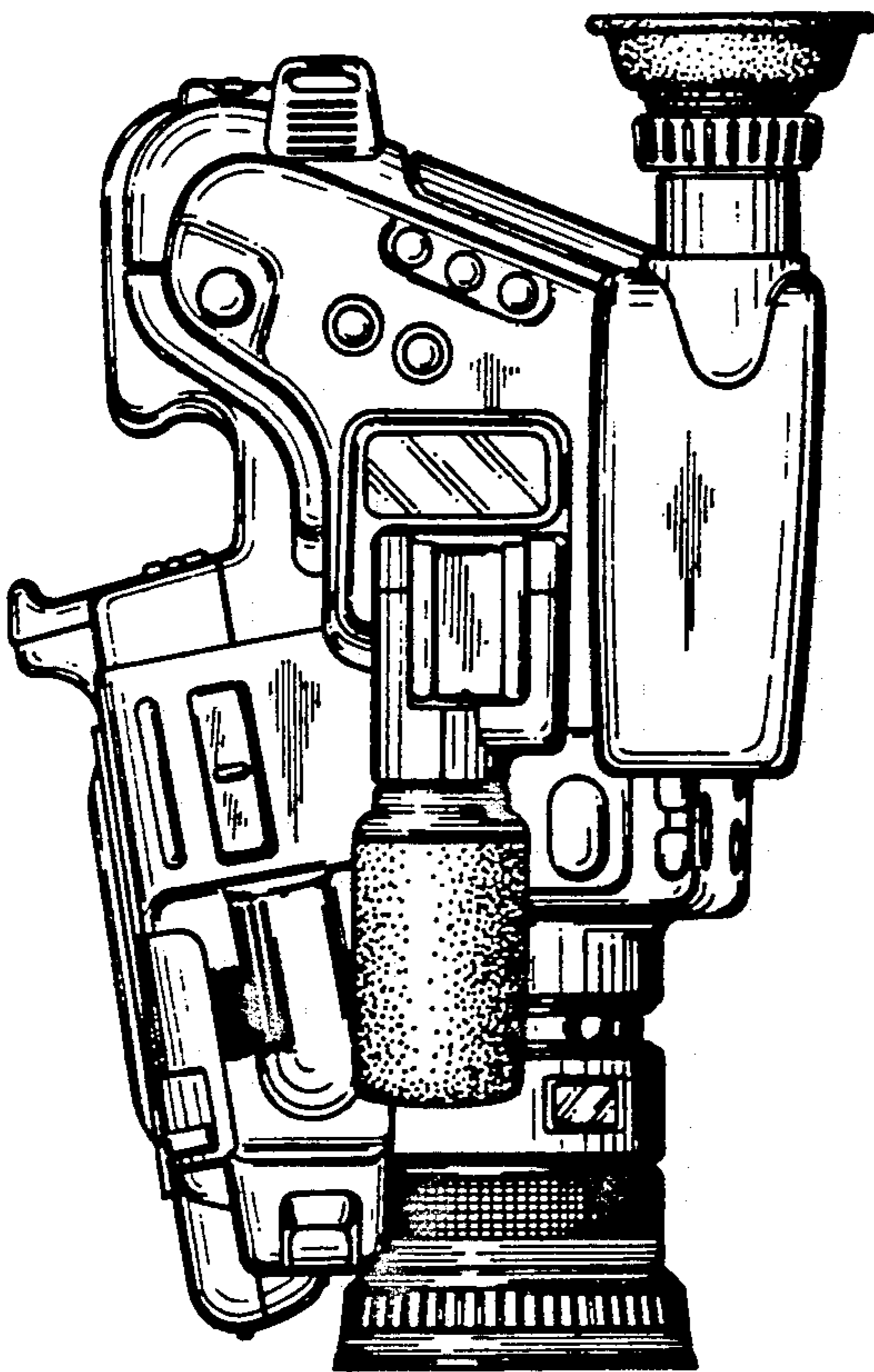
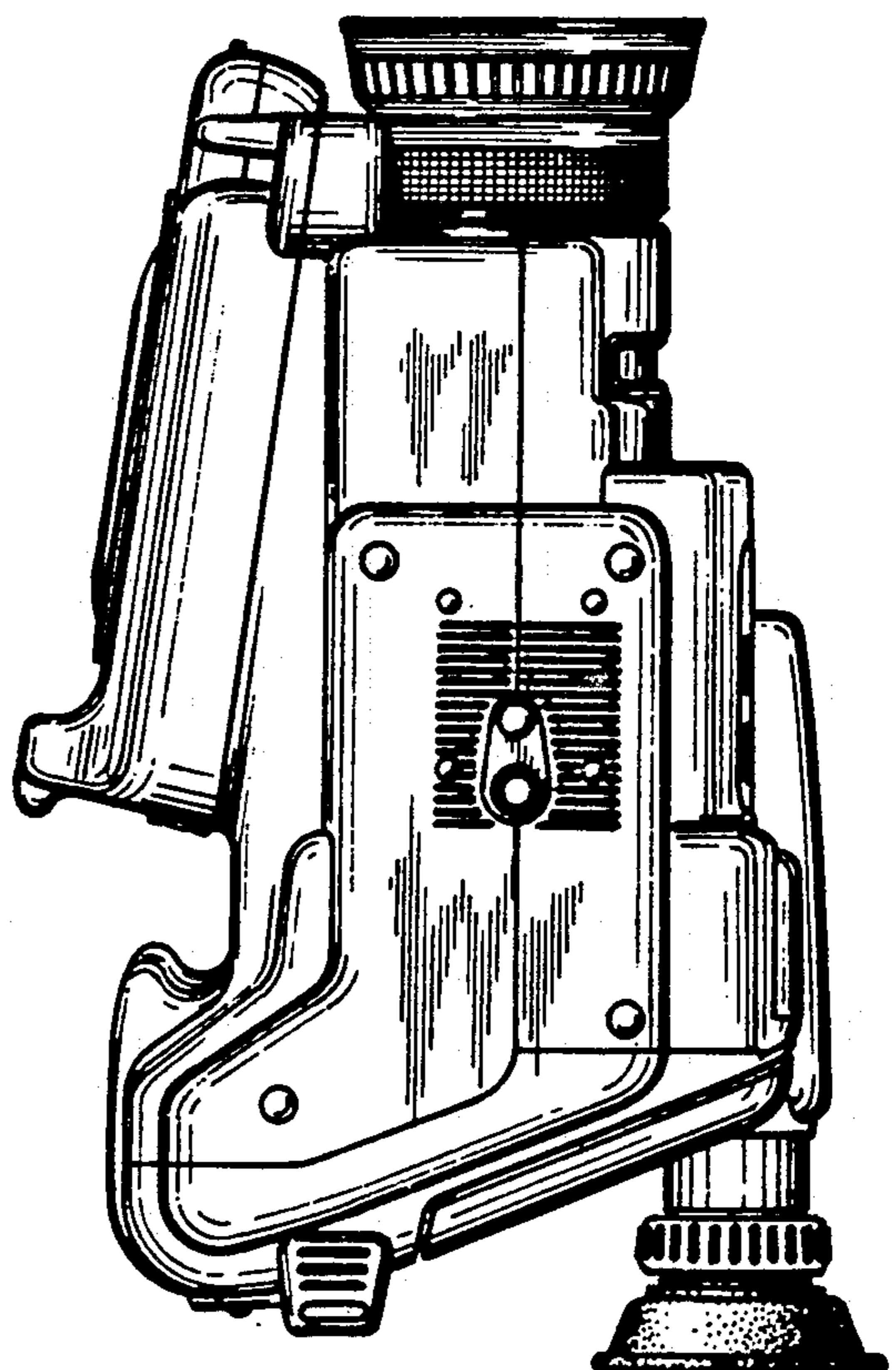
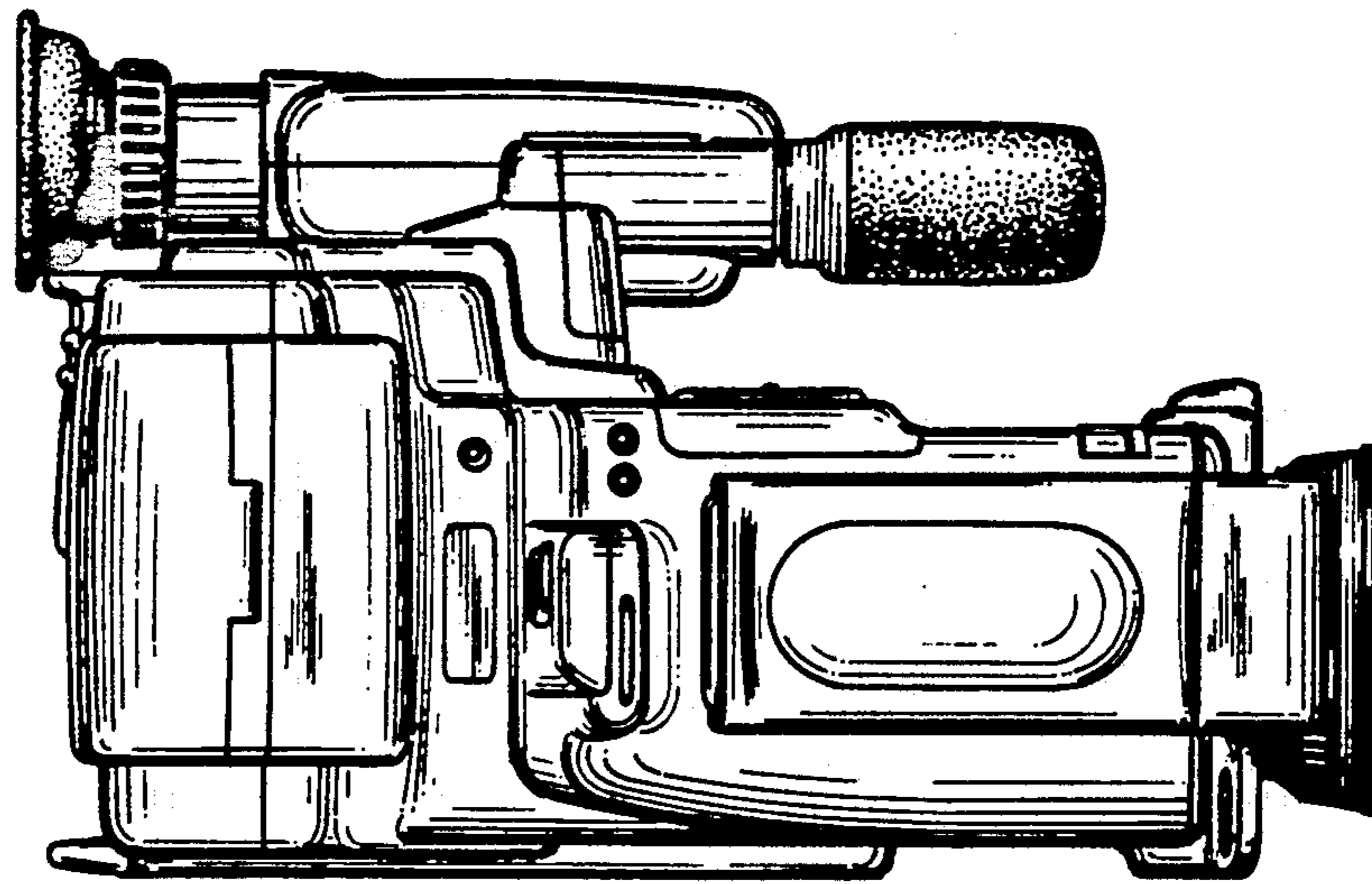


FIG. 4





*FIG. 5*



*FIG. 6*

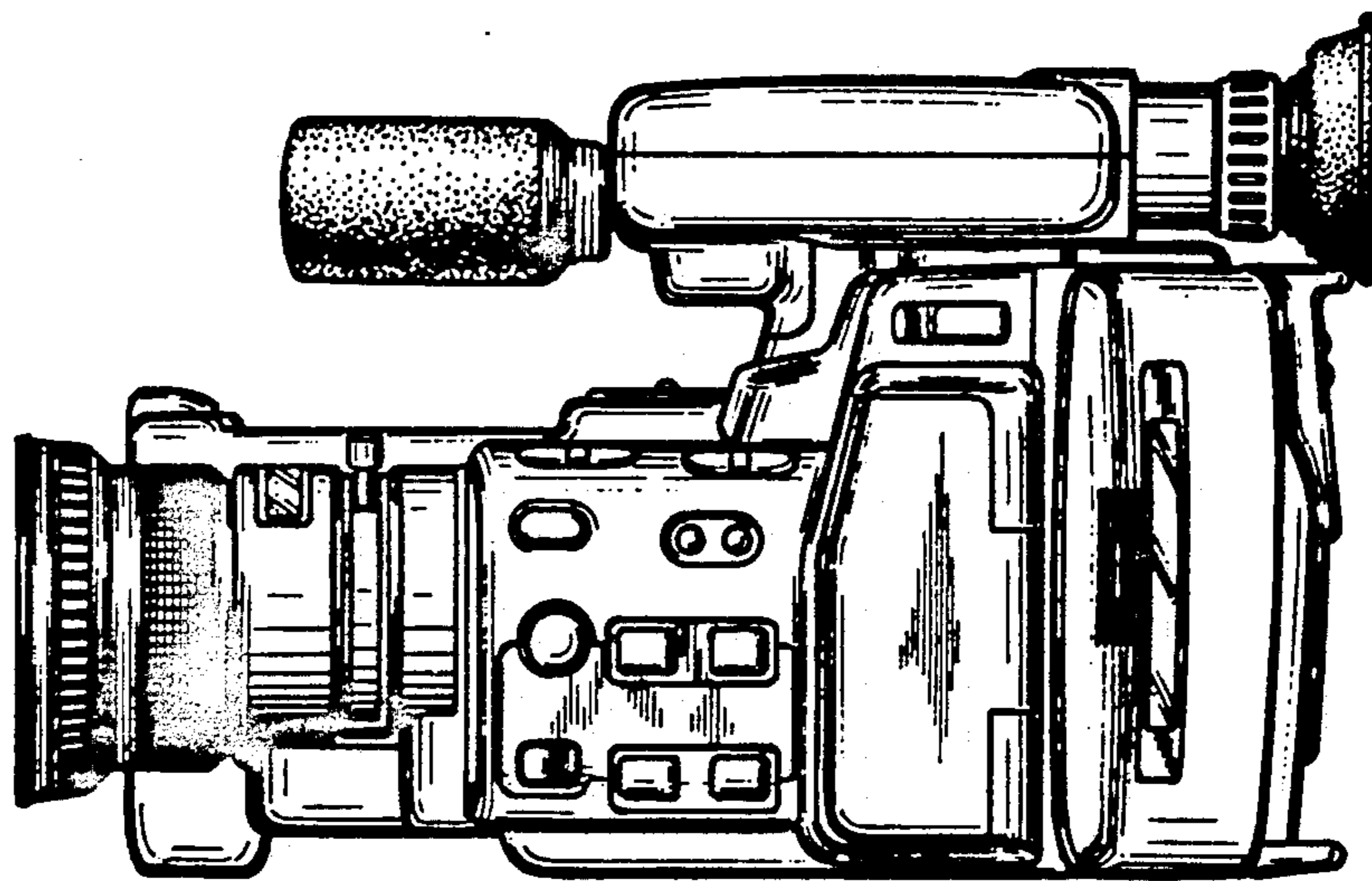


FIG. 7

