

[54] CUSHION FOR ATTACHMENT TO THE ARCUATE HEADBAND CONNECTING THE EARPIECE MEMBERS OF A COMMUNICATIONS HEADSET

[75] Inventors: Domenic L. Fratantonio; Robert E. Dalbec, both of Worcester, Mass.

[73] Assignee: David Clark Company Incorporated, Worcester, Mass.

[**] Term: 14 Years

[21] Appl. No.: 302,731

[22] Filed: Jan. 27, 1989

[52] U.S. Cl. D14/223; D14/205

[58] Field of Search D6/595-596; D14/205, 223; 379/430; 381/169, 187-188; 181/128-129

[56] References Cited
U.S. PATENT DOCUMENTS

- D. 286,632 11/1986 Tennis D14/205
- D. 287,008 12/1986 Tragtschnig D14/223
- D. 299,025 12/1988 Besasie D14/205
- 3,272,926 9/1966 Falkenberg 379/430



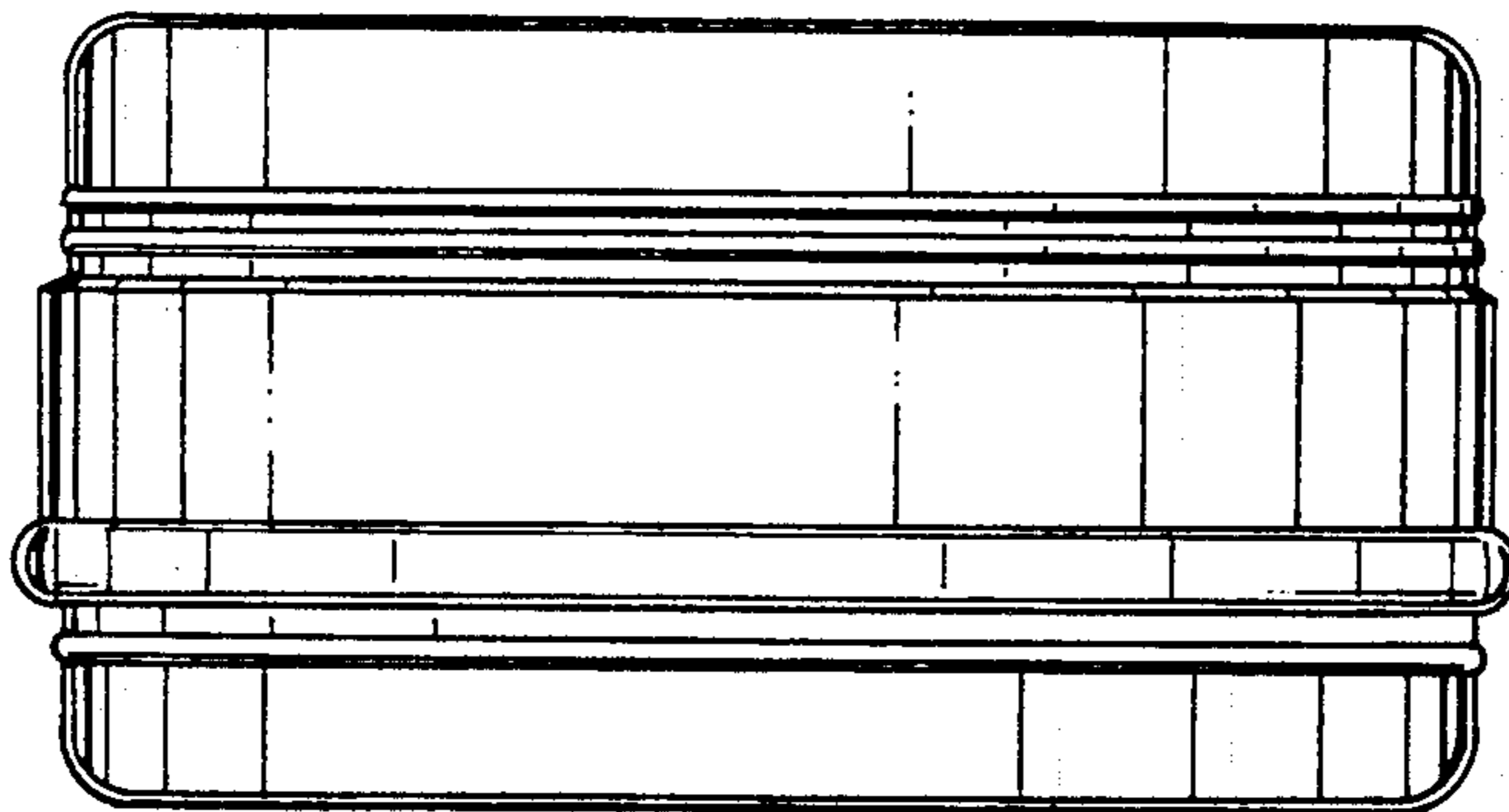
Primary Examiner—Wallace R. Burke
Assistant Examiner—Brian N. Vinson
Attorney, Agent, or Firm—Samuels, Gauthier & Stevens

[57] CLAIM

The ornamental design for a cushion for attachment to the arcuate headband connecting the earpiece members of a communications headset, as shown and described.

DESCRIPTION

FIG. 1 is a top plan view of a cushion for attachment to the arcuate head band connecting the earpiece members of a communications headset showing our new design; FIG. 2 is a front elevational view thereof, the rear being substantially similar in appearance; FIG. 3 is a bottom plan view thereof; and FIG. 4 is a side elevational view thereof, the opposite side being a mirror image of that shown.



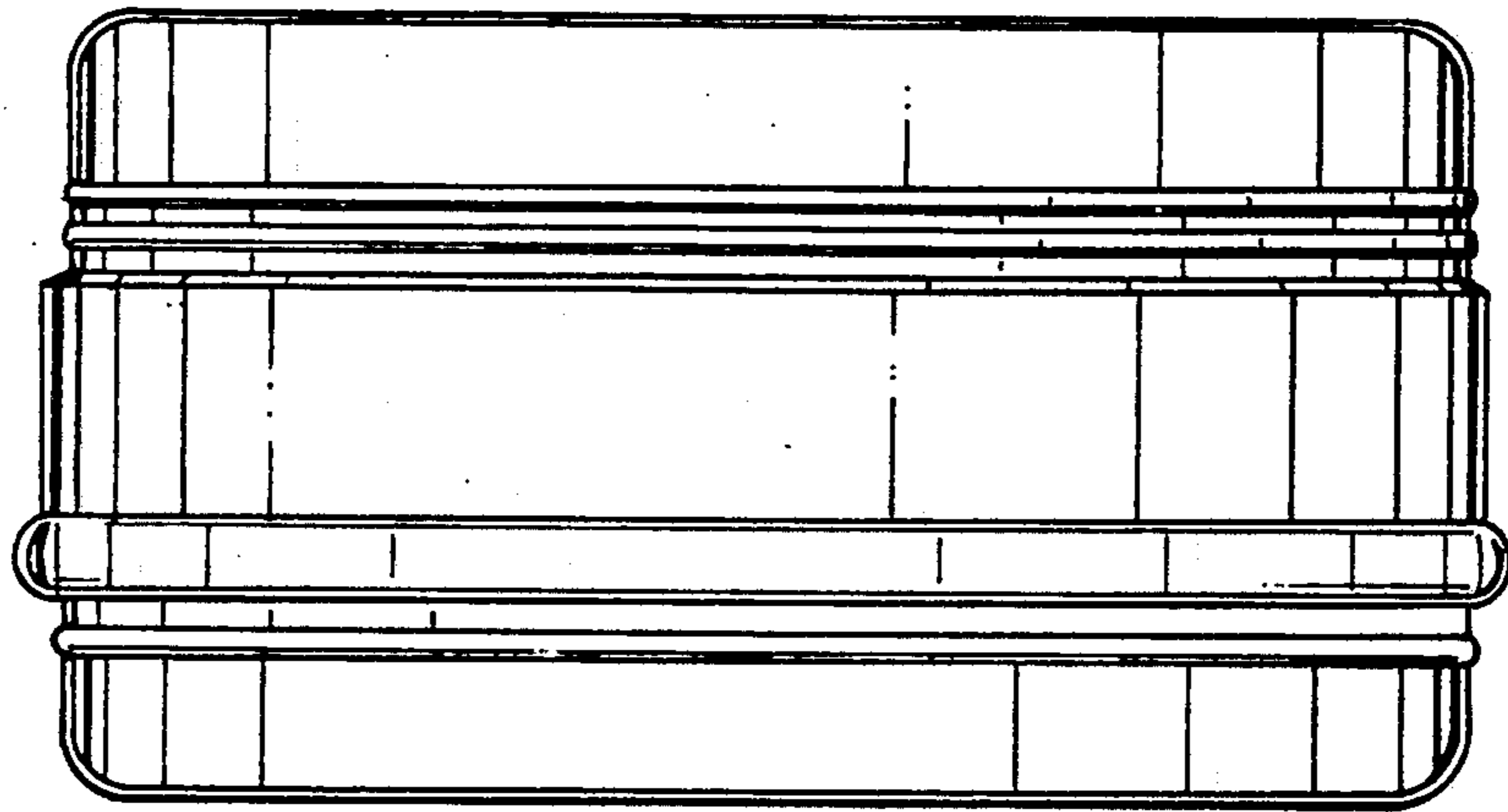


FIG. 1




FIG. 2




FIG. 3




FIG. 4