

# United States Patent [19]

Mercer et al.

[11] Patent Number: **Des. 316,403**

[45] Date of Patent: **\*\* Apr. 23, 1991**

- [54] **BREAKER CASE**
- [75] Inventors: **James M. Mercer**, Charlottesville, Va.; **Keith A. Singer**, Wilmington, N.C.
- [73] Assignee: **Cooper Industries, Inc.**, Houston, Tex.
- [\*\*] Term: **14 Years**
- [21] Appl. No.: **368,018**
- [22] Filed: **Jun. 19, 1989**
- [52] U.S. Cl. .... **D13/160**
- [58] Field of Search ..... **D13/158, 160, 169; 335/8, 9, 10, 17, 44, 132, 202; 200/293, 294, 303, 308, 309**

[56] **References Cited**

**U.S. PATENT DOCUMENTS**

- D. 163,736 6/1951 Bangert, Jr. .... D13/160  
D. 209,209 11/1967 Gryctko et al. .... D13/160  
D. 281,156 10/1985 Harper ..... D13/160

- 2,813,946 11/1957 Cox ..... 335/43 X  
3,081,386 3/1963 Koenig et al. .... 335/9  
3,436,695 4/1969 Dessert ..... 335/9

**FOREIGN PATENT DOCUMENTS**

- 8302679 8/1983 World Int. Prop. O. .... 335/43


*Primary Examiner*—Susan J. Lucas  
*Assistant Examiner*—Joel Sincavage  
*Attorney, Agent, or Firm*—Nelson A. Blish; Alan R. Thiele; Eddie E. Scott

[57] **CLAIM**

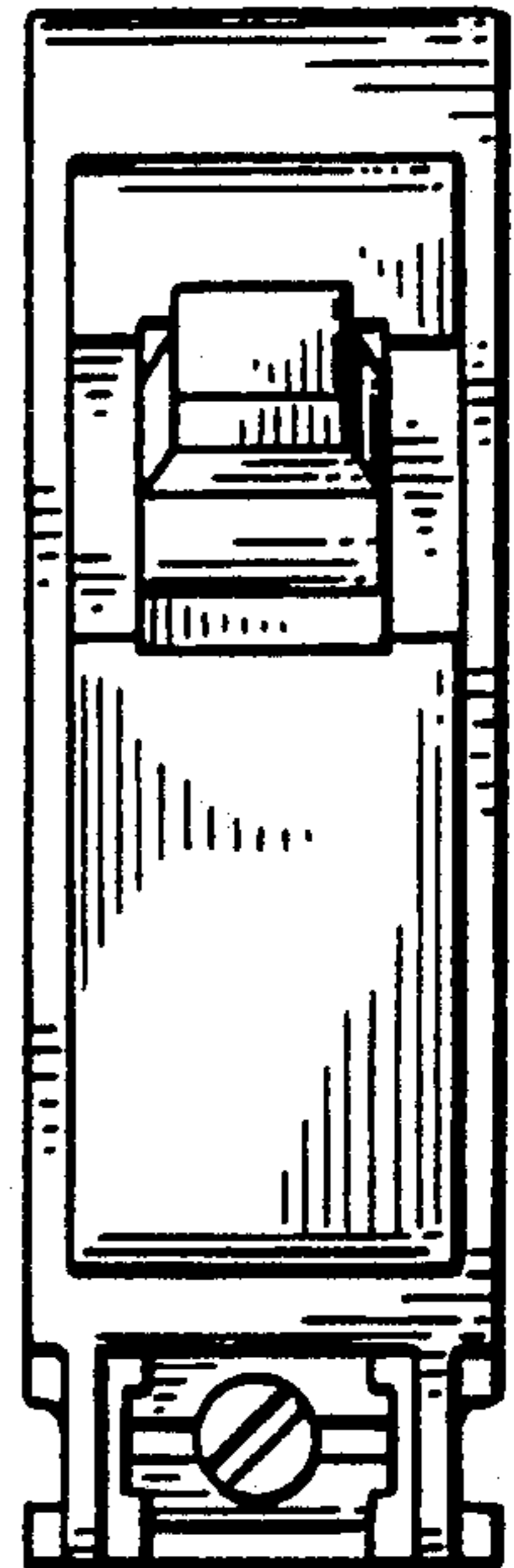

The ornamental design for a breaker case, as shown and described.

**DESCRIPTION**

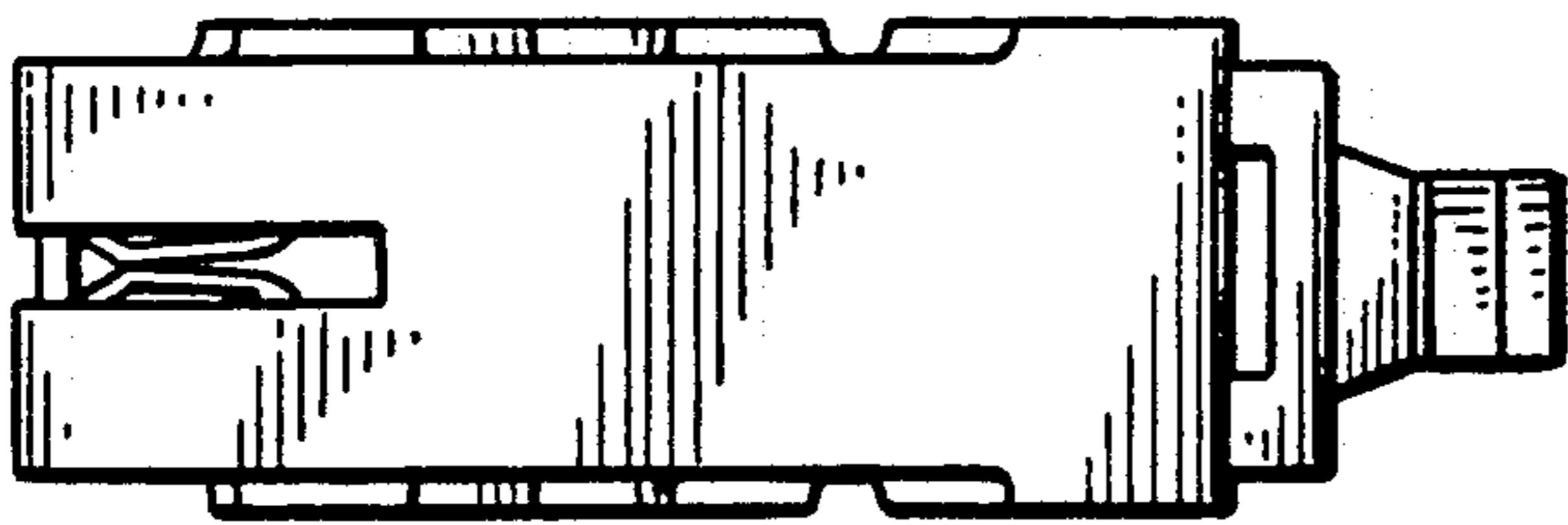
FIG. 1 is a front and upper right perspective view of a breaker case showing our new design;  
FIG. 2 is a front elevational view thereof;  
FIG. 3 is a top plan view thereof;  
FIG. 4 is a rear elevational view thereof;  
FIG. 5 is a bottom plan view thereof;  
FIG. 6 is a left side elevational view thereof.



**Fig. 1**




**Fig. 2**

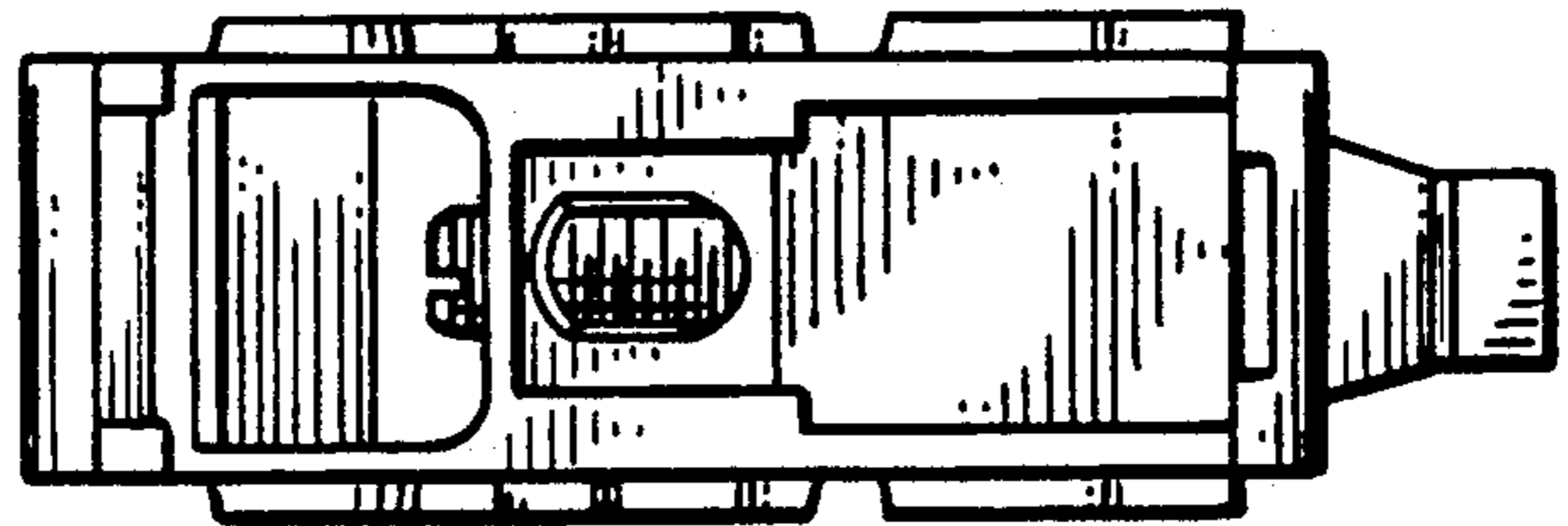


**Fig. 3**

**Fig. 4**



**Fig. 5**



**Fig. 6**

