



[54] **INSULATED DRINKING TUMBLER**  
[75] **Inventor: Christopher S. Thorp, Mystic, Conn.**  
[73] **Assignee: Dinex International, Inc., Norwich, Conn.**  
[ \* ] **Notice:** The portion of the term of this patent subsequent to Apr. 23, 2005 has been disclaimed.  
[ \*\* ] **Term: 14 Years**  
[21] **Appl. No.: 189,520**  
[22] **Filed: May 2, 1988**  
[52] **U.S. Cl. .... D7/531; D7/565**  
[58] **Field of Search .... D7/507, 509-522, D7/523-525, 533-537, 622, 396.2, 565, 608, 605, 531; D9/428, 429**


[56] **References Cited**  
**U.S. PATENT DOCUMENTS**  
D. 60,062 12/1921 Sailer ..... D7/565  
D. 132,264 5/1942 Sawyer ..... D7/531 X  
D. 248,269 6/1978 Schreckengost ..... D7/565  
D. 295,482 5/1988 Bunge ..... D7/608  
D. 296,506 7/1988 Obendorfer et al. .... D7/531

*Primary Examiner*—Winifred E. Herrmann  
*Attorney, Agent, or Firm*—Bachman & LaPointe

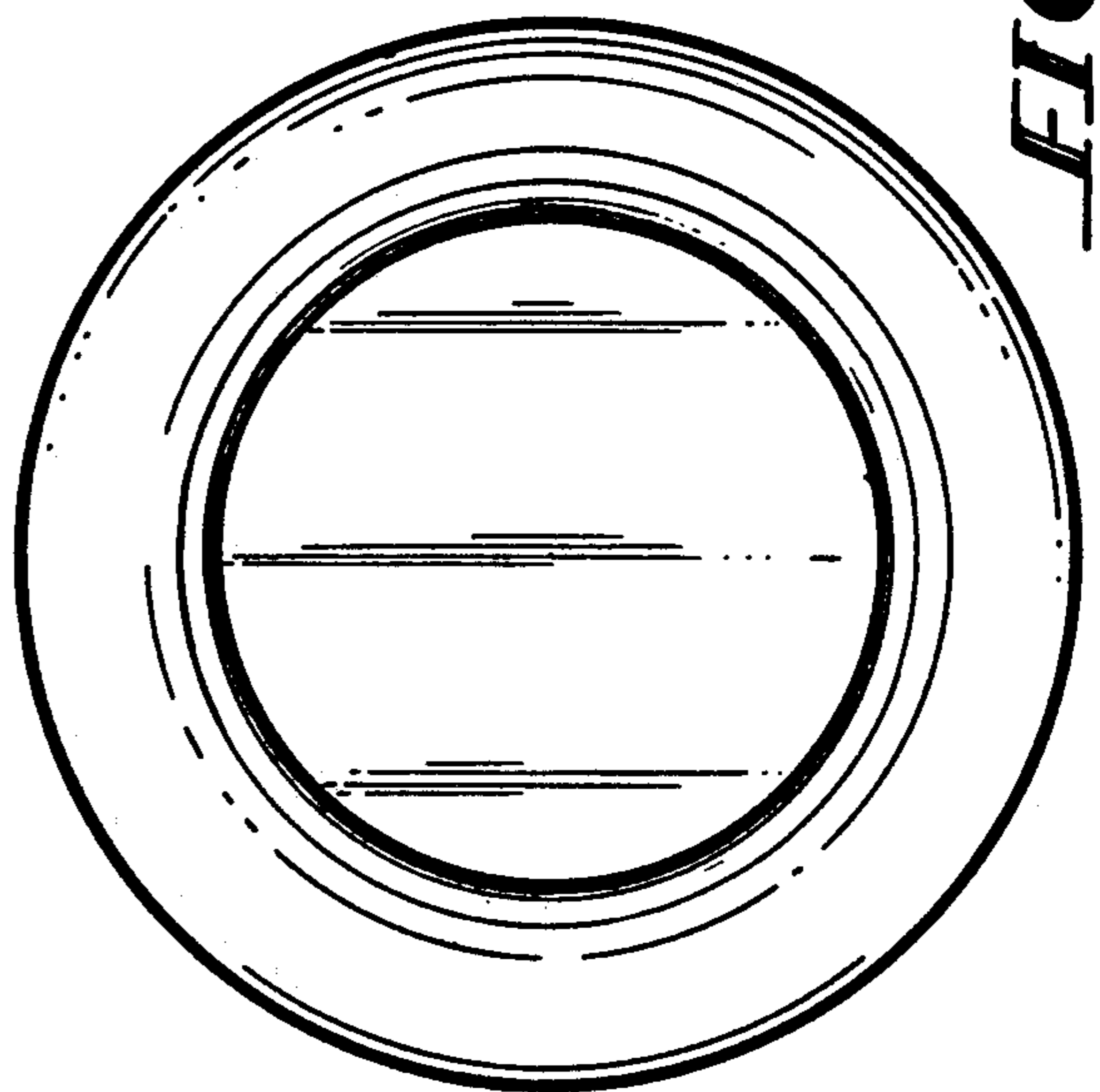
[57] **CLAIM**  
The ornamental design for an insulated drinking tumbler, as shown and described.

**DESCRIPTION**  
FIG. 1 is a side elevational view of an insulated drinking tumbler showing my new design;  
FIG. 2 is a bottom plan view thereof; and,  
FIG. 3 is a top plan view thereof.

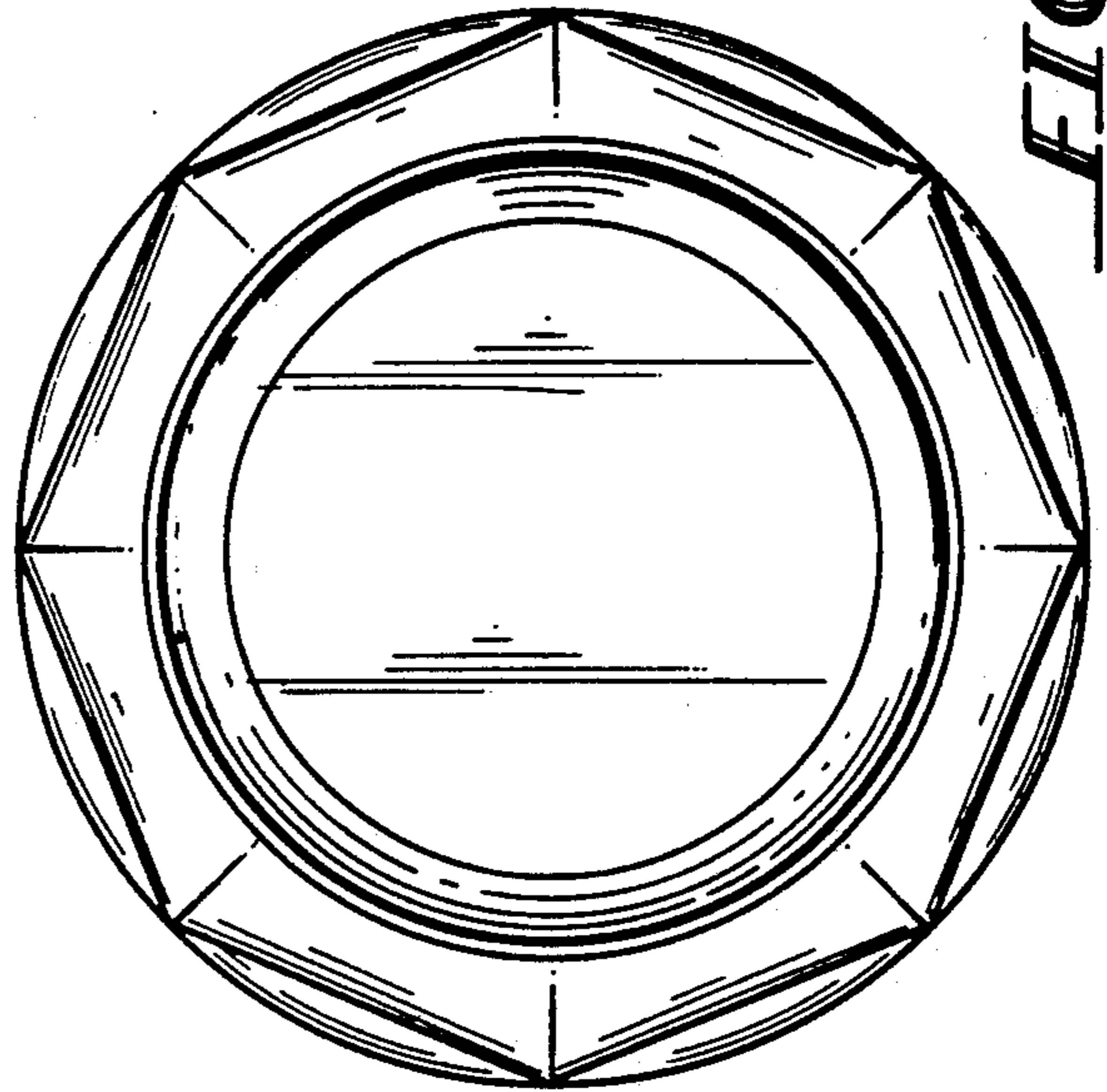




*FIG-1*



*FIG-2*



*FIG-3*