

[54] DISPLAY CASE FOR JEWELRY ITEMS

[76] Inventors: Mallory B. Jackson; Joseph S. Jackson, Jr., both of 11840 N. 54th St., Scottsdale, Ariz. 85254

[**] Term: 14 Years

[21] Appl. No.: 182,308

[22] Filed: Apr. 15, 1988

[52] U.S. Cl. D6/464; D6/300; D6/468; D6/471

[58] Field of Search D6/300, 301, 449, 462, D6/463, 464, 466, 467, 468, 469, 470, 471; 40/152, 341; 248/441.1, 442.2; D19/88, 91

[56] References Cited

U.S. PATENT DOCUMENTS

D. 133,495	8/1942	Meyer	D6/468
D. 206,217	11/1966	Howell	D6/300
D. 282,988	3/1986	Woolard	D6/471
D. 291,849	9/1987	Yates	D6/471

D. 307,675	5/1990	Jordan	D6/300
D. 308,603	6/1990	De Maat et al.	D6/300
629,672	7/1899	Fadum	D6/471 X
1,124,898	1/1915	Heitkam	248/441.1
2,697,293	12/1954	Greenhut	248/441.1 X
3,041,763	7/1962	Knox	248/441.1 X
3,140,132	7/1964	Jackson	312/125


Primary Examiner—Bruce W. Dunkins
Assistant Examiner—Jeffrey Asch
Attorney, Agent, or Firm—Warren F. B. Lindsley

[57] CLAIM

The ornamental design for a display case for jewelry items, as shown and described.

DESCRIPTION

FIG. 1 is a front perspective view of a display case for jewelry items showing our new design; FIG. 2 is right side elevational view, the left side being a mirror image thereof; FIG. 3 is a rear elevational view thereof; FIG. 4 is a top plan view thereof; and FIG. 5 is a bottom plan view thereof.



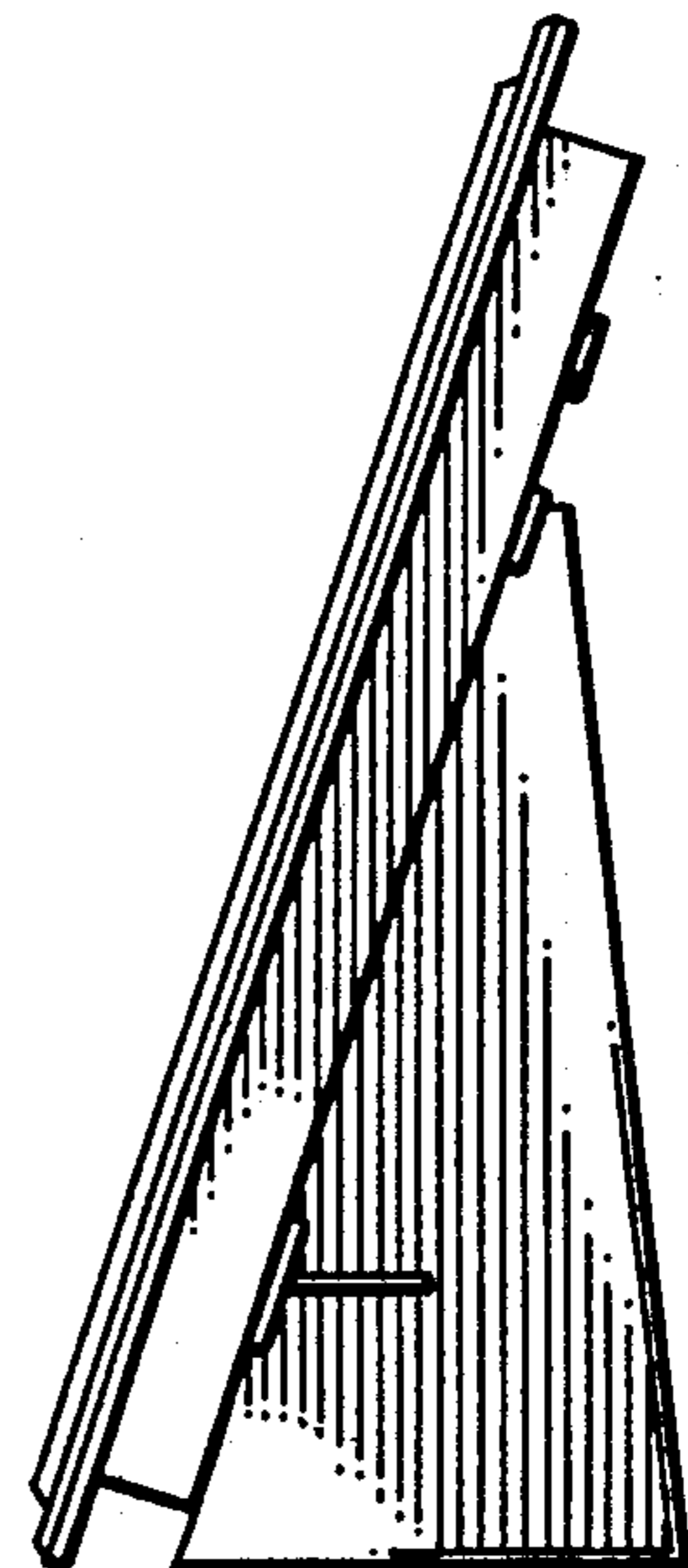



FIG 2




FIG 4

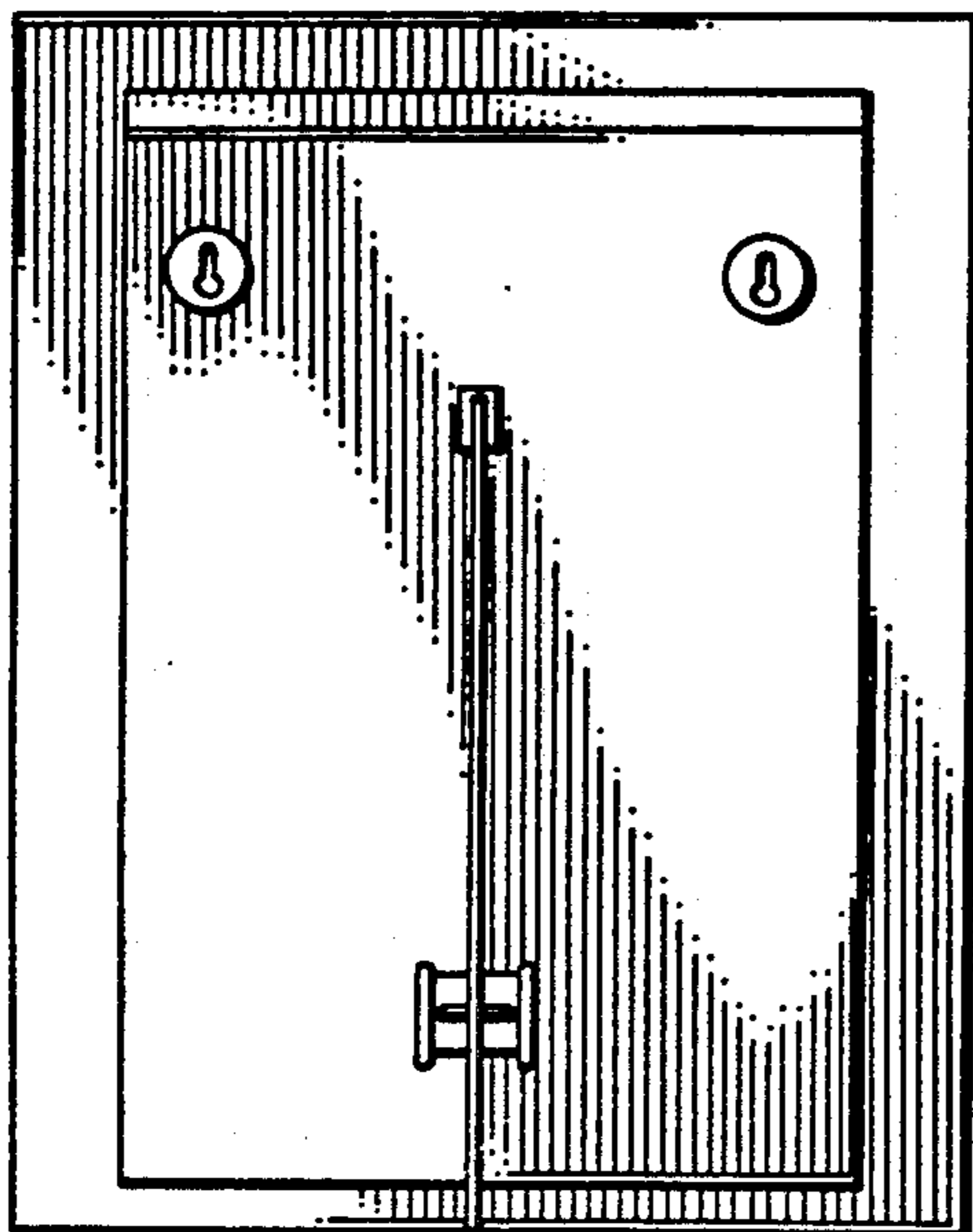


FIG 3

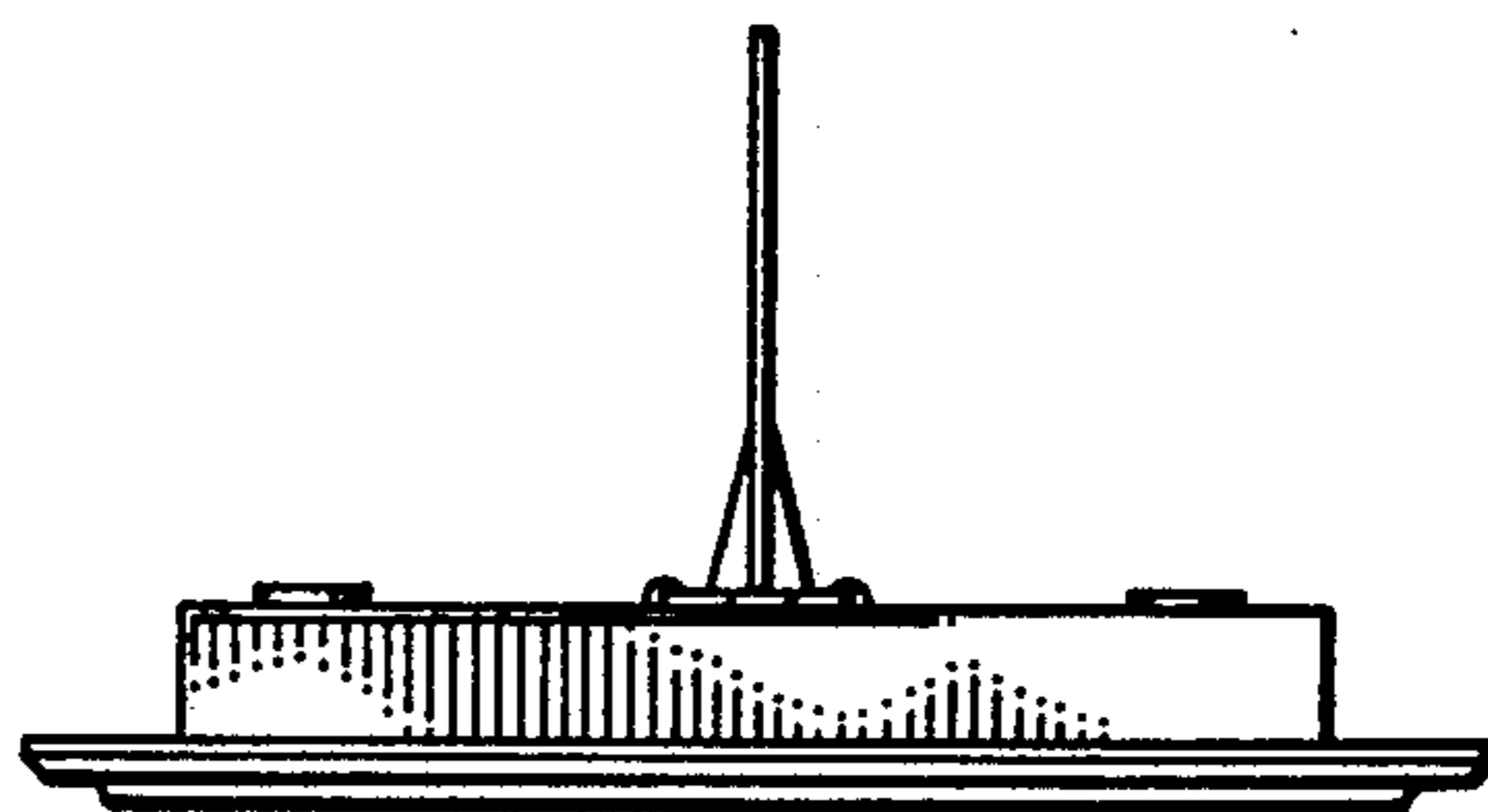


FIG 5