

[54] **IMMUNOASSAY TEST KIT OR THE LIKE**

[75] **Inventor: James D. Morrow, Oak Park, Ill.**

[73] **Assignee: Abbott Laboratories, Abbott Park, Ill.**

[*] **Notice:** The portion of the term of this patent subsequent to Feb. 7, 2003 has been disclaimed.

[**] **Term: 14 Years**

[21] **Appl. No.: 934,083**

[22] **Filed: Nov. 24, 1986**

[52] **U.S. Cl. D24/17**

[58] **Field of Search D24/17, 8, 21; 422/102, 422/100, 99, 55-58, 61; 435/7, 5; 436/906, 814, 65, 178; D10/97, 46, 81**

[56] **References Cited**

U.S. PATENT DOCUMENTS

D. 283,640 4/1986 Grimes D24/17

D. 292,229 10/1987 Knudson et al. D24/21
3,876,377 4/1975 Cinqualbre 422/58
4,088,448 5/1978 Lilja et al. 422/58 X
4,092,120 5/1978 Suovaniemi et al. 422/102 X


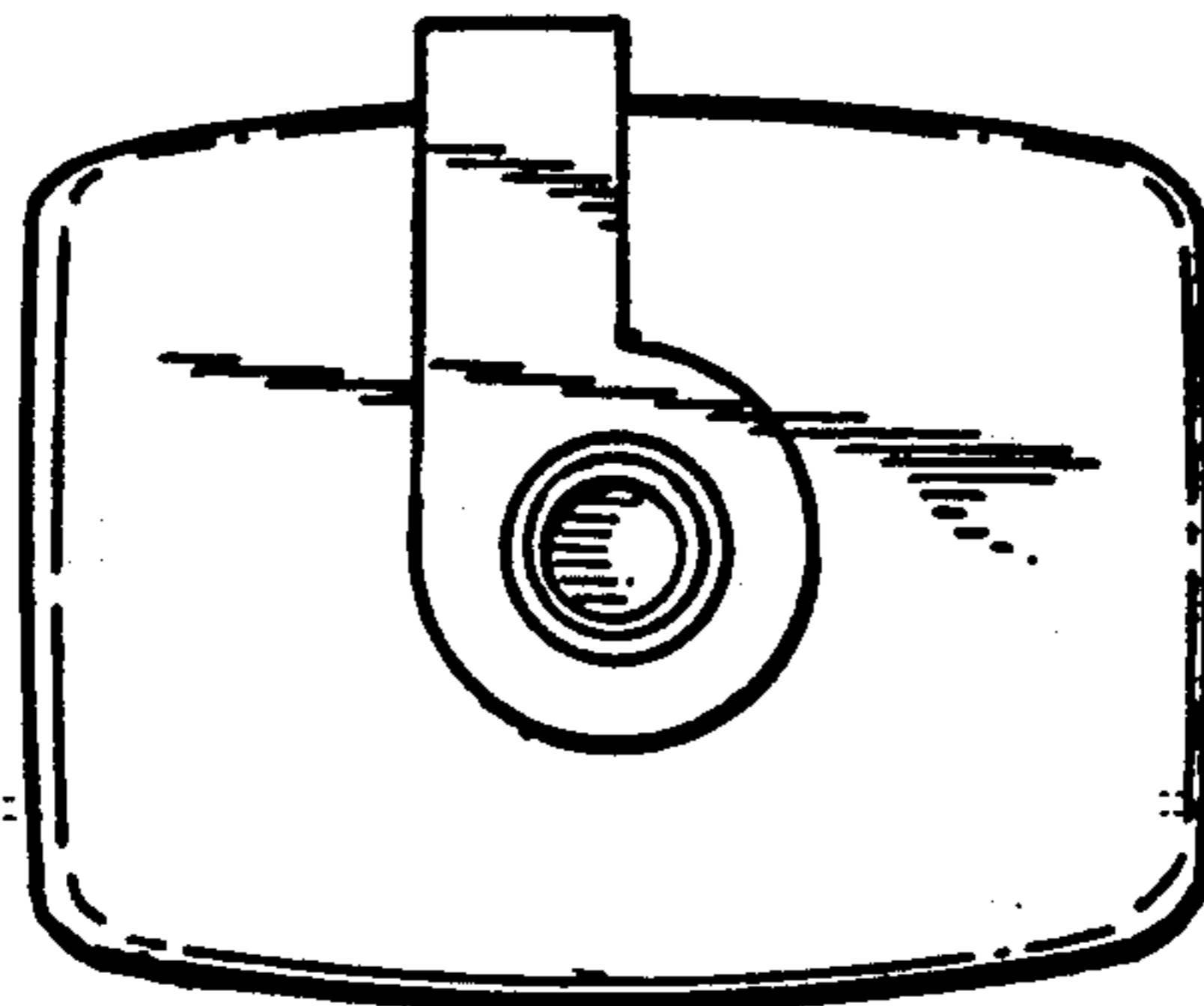
Primary Examiner—A. Hugo Word
Assistant Examiner—Stella M. Reid
Attorney, Agent, or Firm—Thomas D. Brainard

[57] **CLAIM**

The ornamental design for an immunoassay test kit or the like, as shown and described.

DESCRIPTION

FIG. 1 is an exploded top, front perspective of an immunoassay test kit or the like showing my new design, with the funnel portion removed;
FIG. 2 is a bottom plan view thereof, with the funnel portion attached;
FIG. 3 is a top plan view thereof;
FIG. 4 is a rear elevational view thereof;
FIG. 5 is a front elevational view thereof;
FIG. 6 is a left side elevational view thereof; and
FIG. 7 is a right side elevational view thereof.






FIG. 4




FIG. 5




FIG. 6




FIG. 7

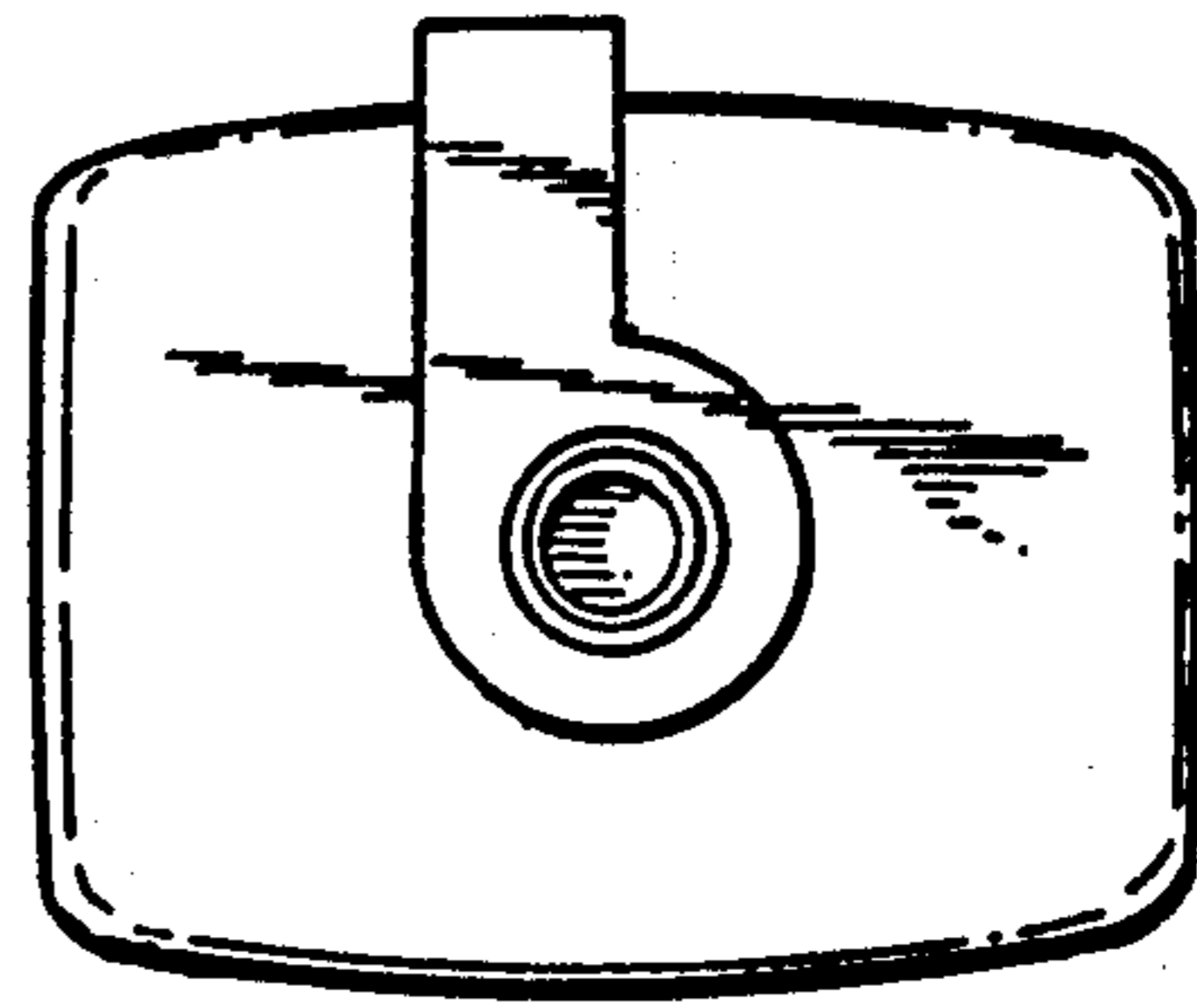


FIG. 3

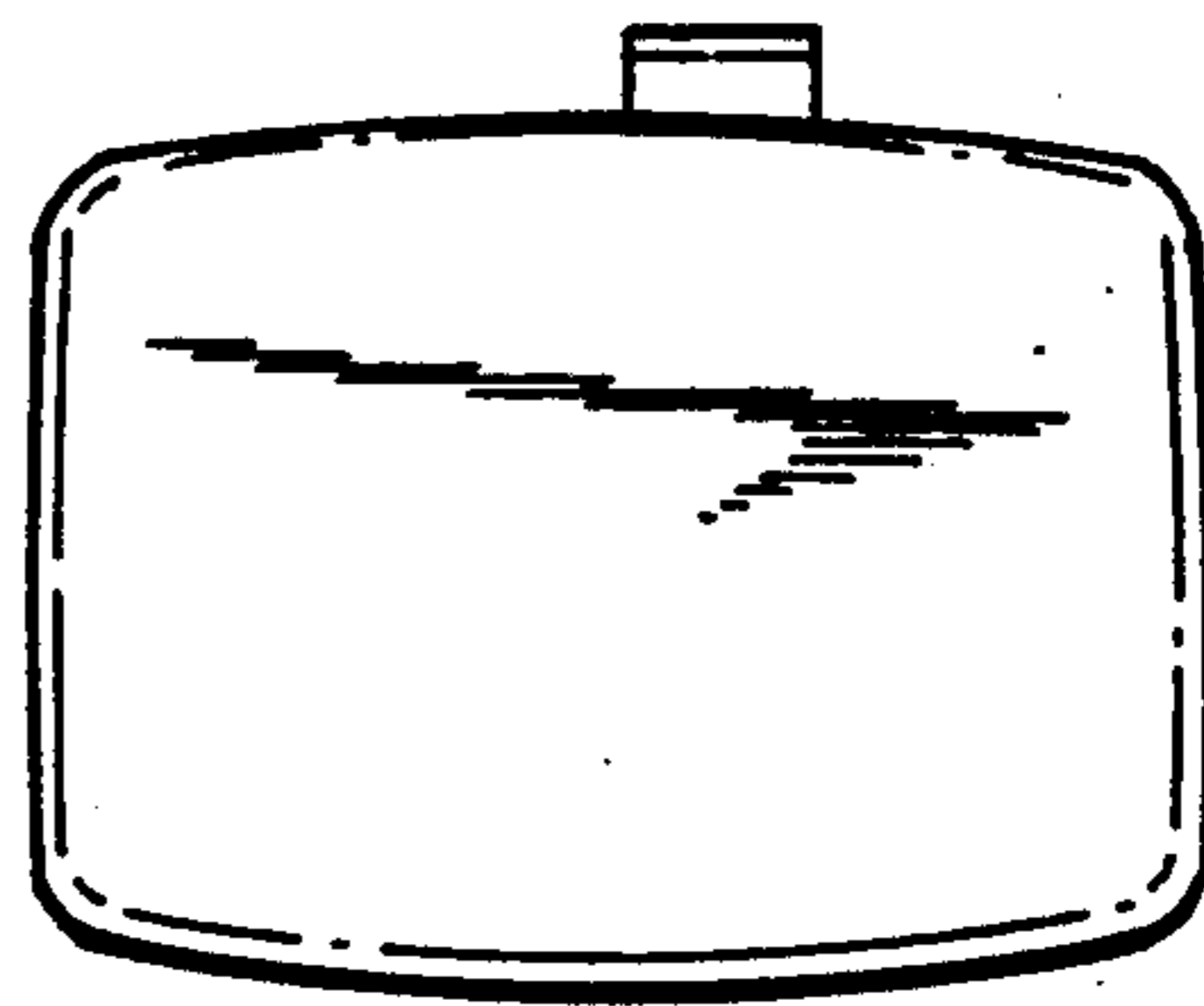


FIG. 2




FIG. 1