

[54] ELECTRIC HEATER
[75] Inventor: Wen T. Lee, Tainan, Taiwan
[73] Assignee: Chao-Yang Electric Mfg. Co., Ltd.,
Tainan, Taiwan
[**] Term: 14 Years
[21] Appl. No.: 337,542
[22] Filed: Apr. 14, 1989
[52] U.S. Cl. D23/335
[58] Field of Search D23/335, 370, 328, 381,
D23/382, 337; 219/360, 370, 342, 366, 377;
D14/188, 194, 204, 210, 214

2,492,248 12/1949 Weingardt 219/370

OTHER PUBLICATIONS

Grainger's Spring '86 Catl., p. 1184, Heater Plus Fan
No. 5H564, top right side of page.

Primary Examiner—James M. Gandy
Assistant Examiner—Lisa Lichtenstein
Attorney, Agent, or Firm—Cushman, Darby & Cushman


CLAIM

The ornamental design for an electric heater, as shown.

DESCRIPTION

FIG. 1 is a perspective view of an electric heater showing my new design;
FIG. 2 is a front elevational view thereof;
FIG. 3 is a rear elevational view thereof;
FIG. 4 is a left side elevational view thereof;
FIG. 5 is a right side elevational view thereof;
FIG. 6 is a top plan view thereof; and
FIG. 7 is a bottom plan view thereof.

[56] References Cited
U.S. PATENT DOCUMENTS
D. 162,916 4/1951 Wittie D23/335
D. 257,059 9/1980 Schade D23/335
D. 277,130 1/1985 Schade D23/335
D. 296,467 4/1988 Wen-Ying D23/381






FIG. 1

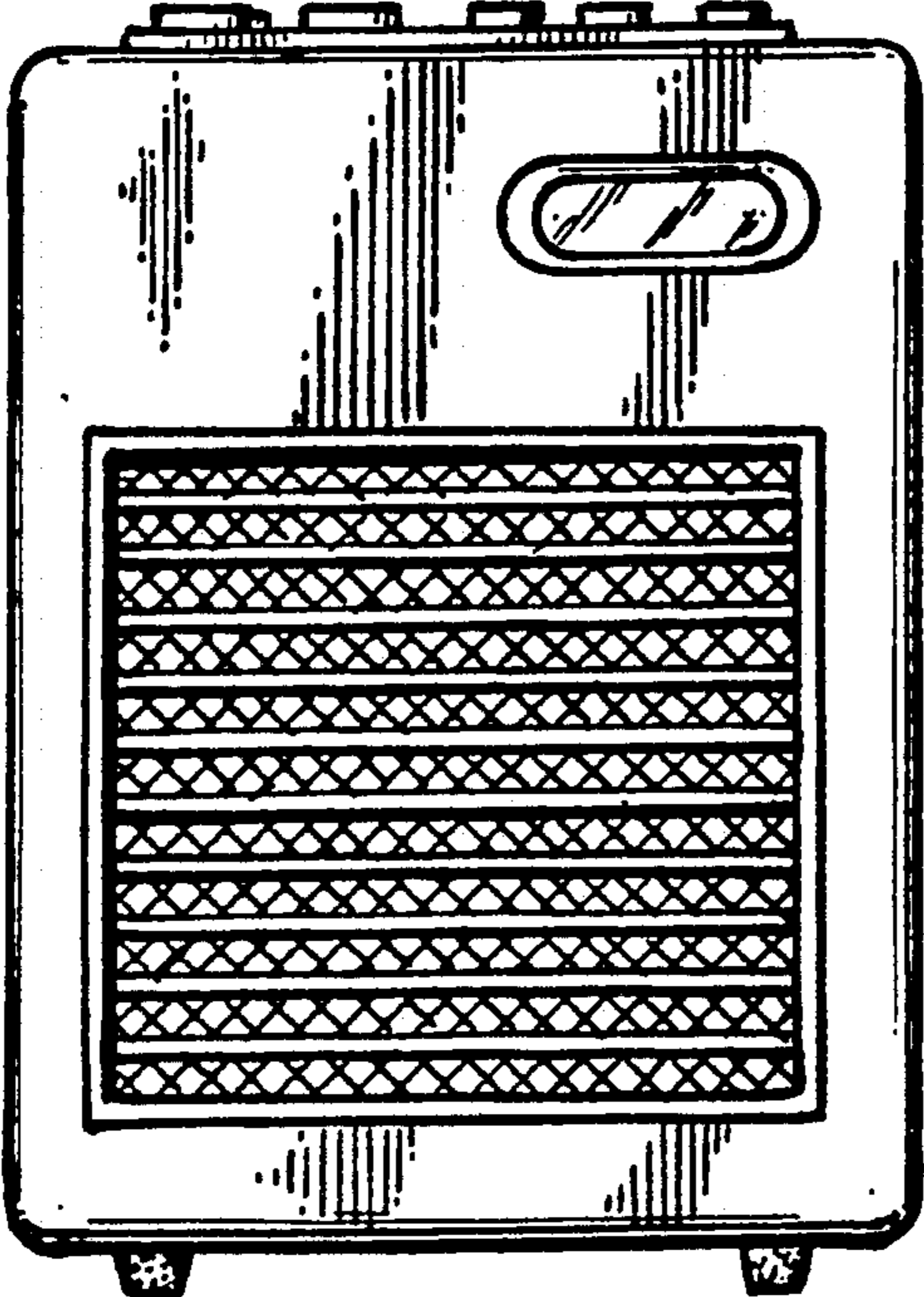


FIG. 2




FIG. 3




FIG. 4




FIG. 5

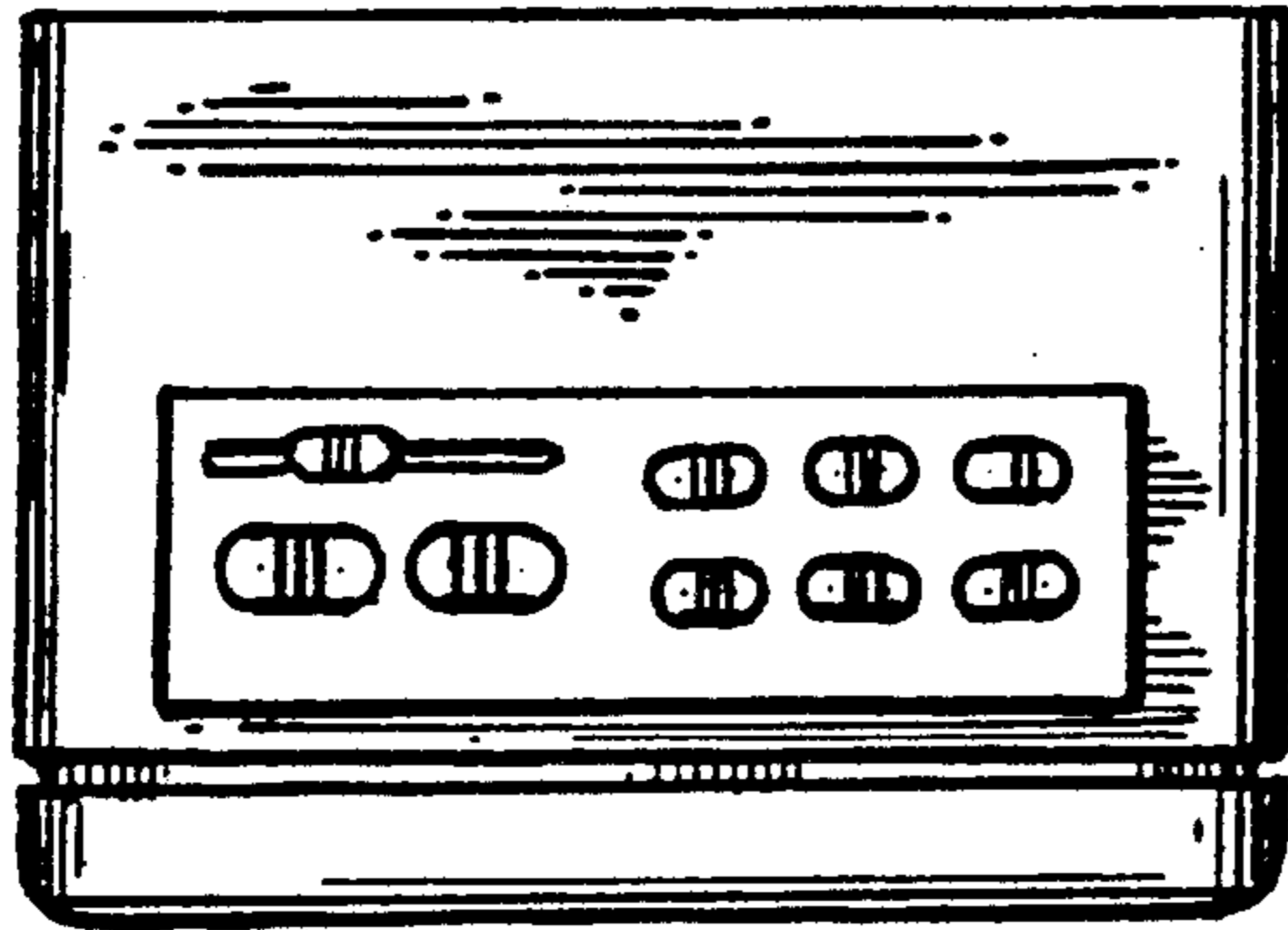


FIG. 6

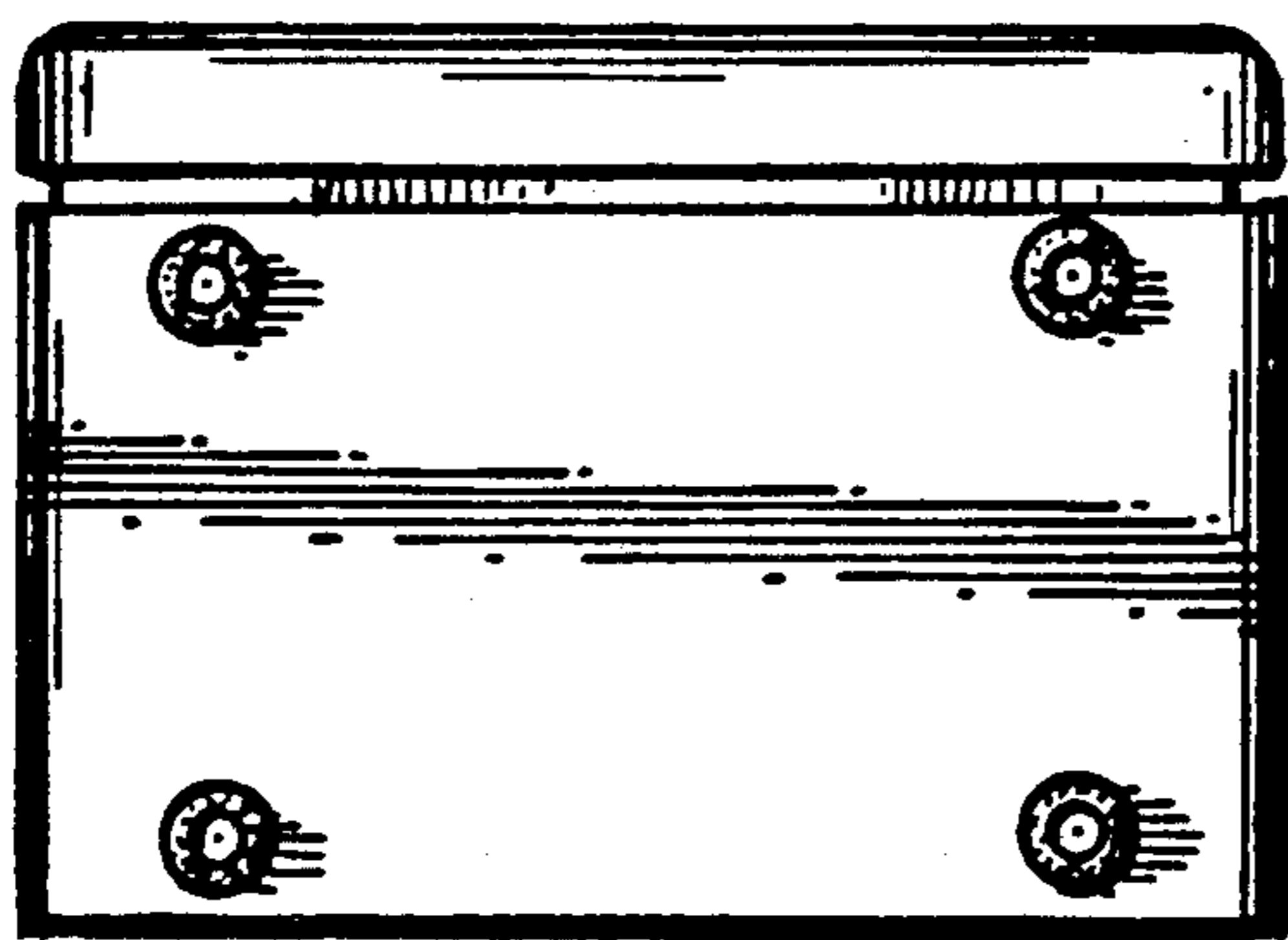


FIG. 7