

[54] **GOLF TEE**

[76] **Inventor: Larry K. Johnson, Rte. 1, Box 1300, Palestine, Tex. 75801**

[**] **Term: 14 Years**

[21] **Appl. No.: 271,764**

[22] **Filed: Nov. 15, 1988**

[52] **U.S. Cl. D21/208**

[58] **Field of Search D21/208, 234; D32/61; 273/33, 202, 203**

[56] **References Cited**

U.S. PATENT DOCUMENTS

- D. 137,974 5/1944 Kneedler D32/61
- D. 230,409 2/1974 Schaffer D21/208

- 1,623,782 4/1927 Dent et al. D21/208
- 1,644,979 3/1927 Clausing D21/208

Primary Examiner—Melvin B. Feifer
Assistant Examiner—Philip Hyder
Attorney, Agent, or Firm—Arnold, White & Durkee

[57] **CLAIM**

The ornamental design for a golf tee, as shown and described.

DESCRIPTION

FIG. 1 is a perspective view, taken from the top front and right side of a golf tee showing my new design; FIG. 2 is a top plan view thereof; FIG. 3 is a bottom plan view thereof; FIG. 4 is a rear elevation view thereof; and FIG. 5 is a left side elevation view thereof.




Fig. 1




Fig. 2




Fig. 3

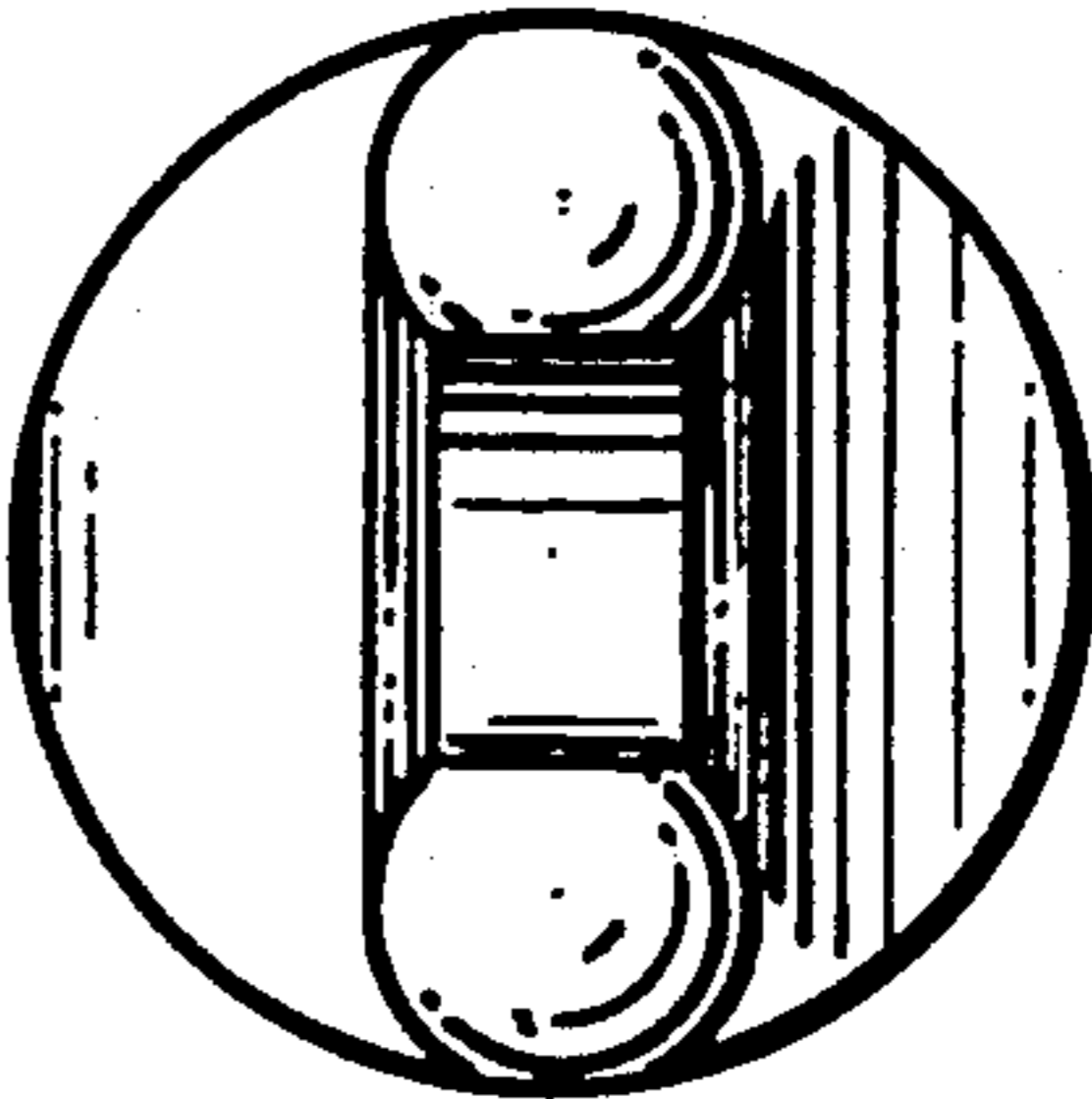


Fig. 4




Fig. 5

