

United States Patent [19]

Tsuji

[11] Patent Number: **Des. 316,273**

[45] Date of Patent: **** Apr. 16, 1991**

[54] **COMBINED DESK SET AND HOLDER THEREFOR**

[75] Inventor: **Shintaro Tsuji, Tokyo, Japan**

[73] Assignee: **Sanrio Company, Ltd., Tokyo, Japan**

[**] Term: **14 Years**

[21] Appl. No.: **39,597**

[22] Filed: **Apr. 16, 1987**

[30] **Foreign Application Priority Data**

Oct. 18, 1986 [JP] Japan 61-41132

[52] U.S. Cl. **D19/75; D19/65; D19/82; D19/97**

[58] Field of Search **D19/65, 72, 75, 77, D19/78, 81, 83, 95, 99, 100; D21/136, 137; 401/52; 206/214, 371, 457**

[56] **References Cited**

U.S. PATENT DOCUMENTS

- D. 113,721 3/1939 Rosenbaum D19/75
- D. 197,934 4/1964 Weaver D19/69
- D. 232,029 7/1974 Glass et al. D19/59 X
- D. 282,476 2/1986 Arigaya D21/136
- D. 295,199 4/1988 Yoke D21/136

- D. 301,262 5/1989 Ishizawa D21/136 X
- D. 302,102 7/1989 Amagaya D19/65 X
- 4,753,346 6/1988 Tsuji D19/77
- 4,768,987 9/1988 Usui et al. 401/52


Primary Examiner—Bruce W. Dunkins
Assistant Examiner—Martha Thompson
Attorney, Agent, or Firm—Owen, Wickersham & Erickson

[57] CLAIM

The ornamental design for a combined desk set and holder therefor, as shown and described.

DESCRIPTION

FIG. 1 is a right front perspective view of a combined desk set and holder therefor showing my new design; FIG. 2 is a top plan view thereof; FIG. 3 is a front elevational view thereof; FIG. 4 is a side elevational view, the opposite side being a mirror image thereof; FIG. 5 is a bottom plan view thereof; FIG. 6 is a rear elevational view thereof; FIG. 7 is a side elevational view in an exploded condition drawn to a reduced scale, the opposite side being a mirror image thereof; and FIG. 8 is a bottom plan view thereof in an exploded condition drawn to a reduced scale.






FIG. 1




FIG. 4

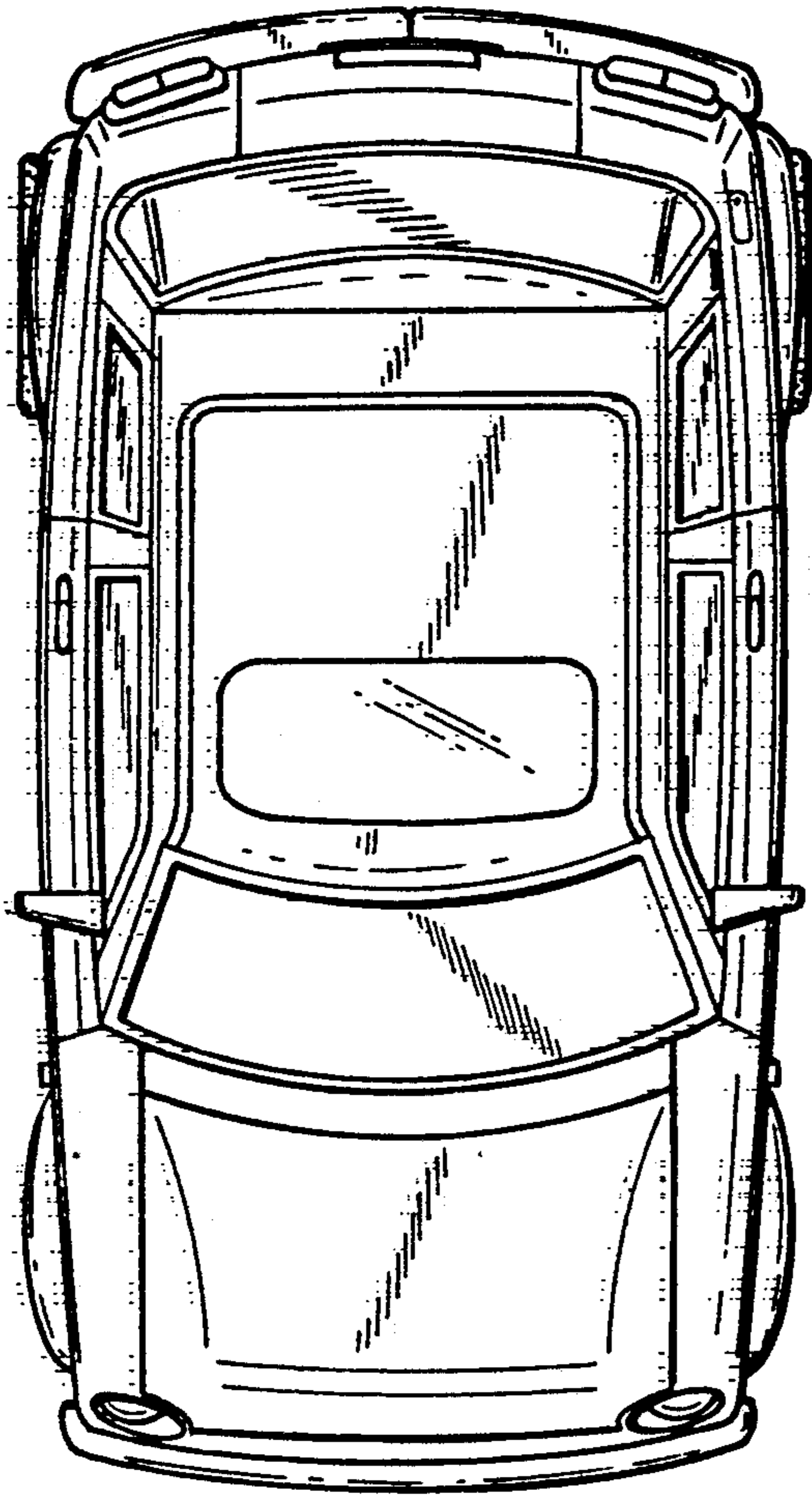


FIG. 2

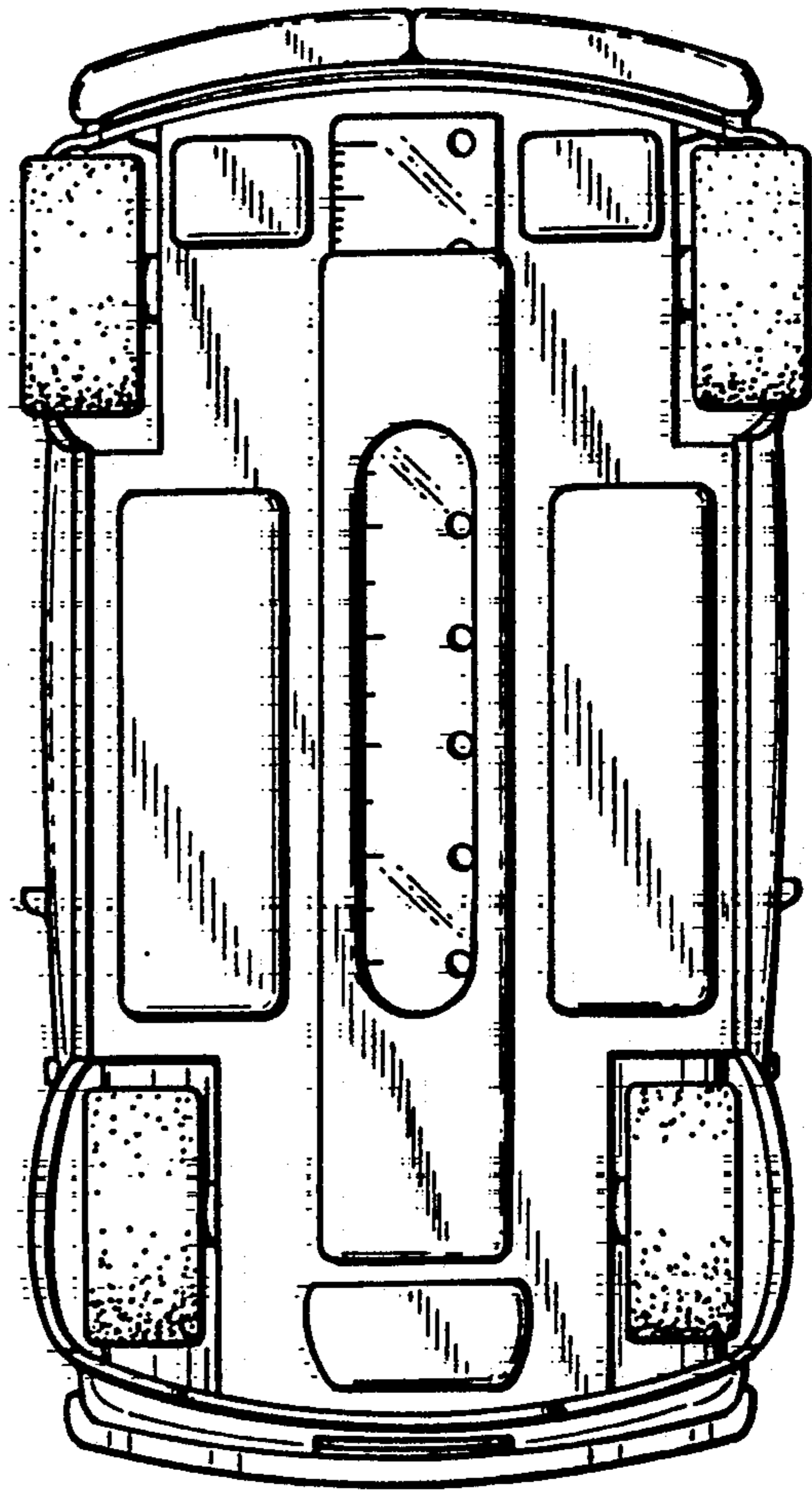


FIG. 5




FIG. 3




FIG. 6

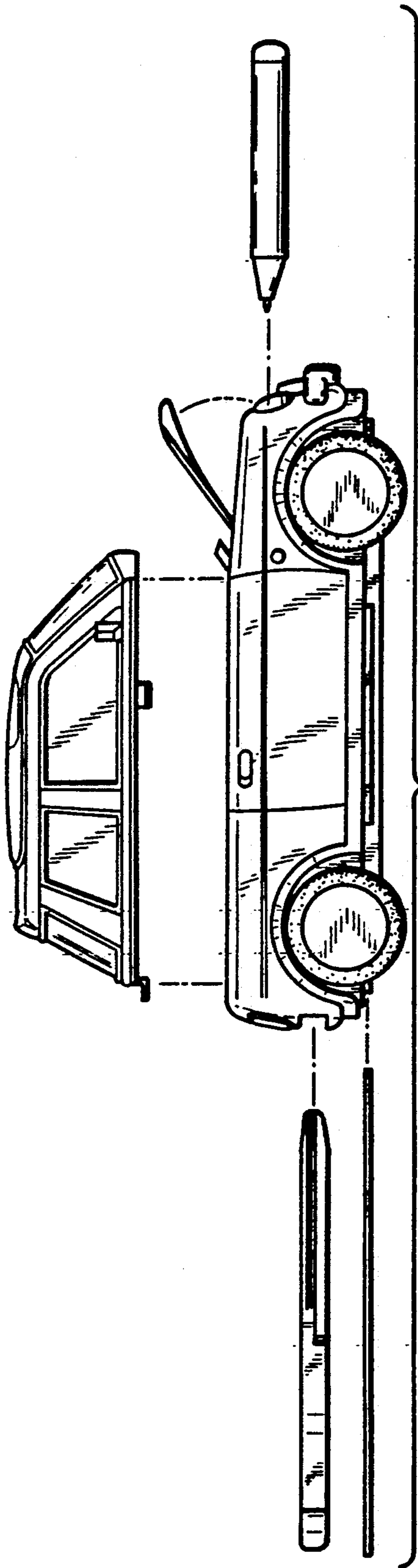


FIG. 7

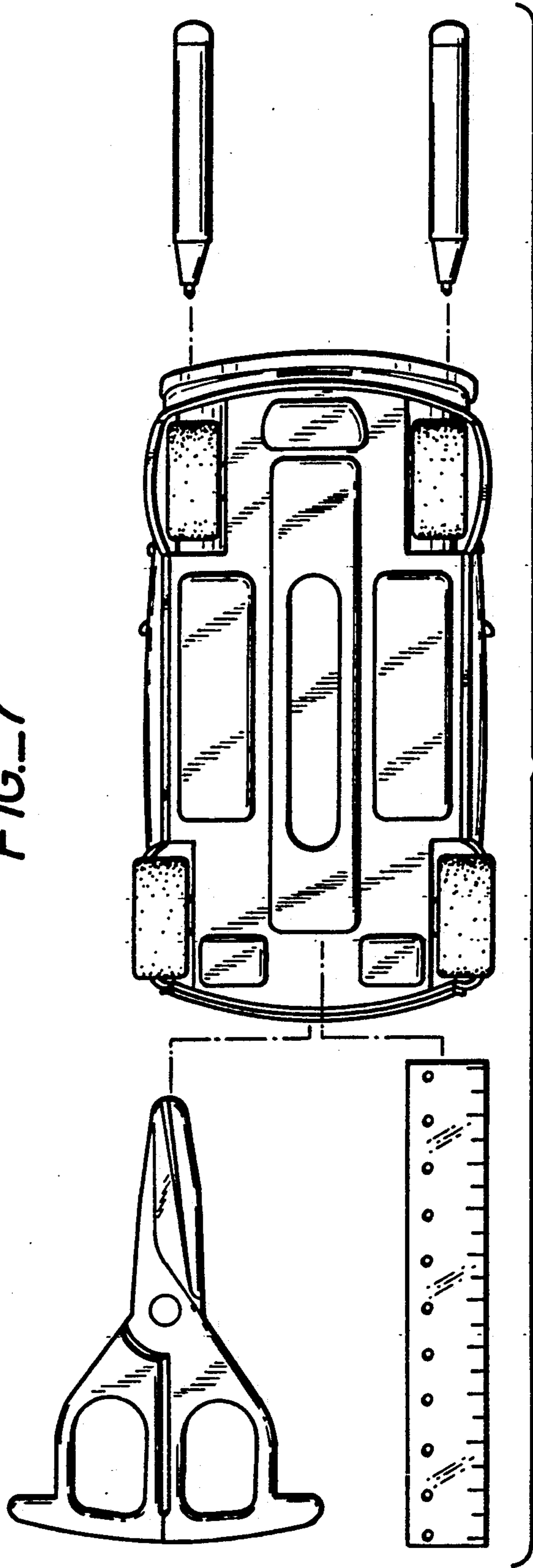


FIG. 8