

[54] WRITING INSTRUMENT

[75] Inventor: Pietro Larizza, Limbiate, Italy

[73] Assignee: New Deal S.A.S. di Iliana Ciotti E C., Milan, Italy

[**] Term: 14 Years

[21] Appl. No.: 137,016

[22] Filed: Dec. 23, 1987

[30] Foreign Application Priority Data

Jun. 24, 1987 [IT] Italy 21870/87[U]

[52] U.S. Cl. D19/41; D19/49; D19/56

[58] Field of Search D19/35, 36, 41-51, D19/54-58; 401/208, 209, 213, 6, 7, 8

[56] References Cited

U.S. PATENT DOCUMENTS

- D. 280,854 10/1985 Matalon D19/49 X
- D. 285,314 8/1986 Galoppo D19/42
- D. 302,985 8/1989 Vinck D19/41

- D. 306,038 2/1990 Cerniglia D19/41
- D. 306,177 2/1990 Park D19/49 X
- 1,974,667 9/1934 Solinger D19/41 X
- 4,815,880 3/1989 Sekiguchi D19/41 X


Primary Examiner—Bruce W. Dunkins
Assistant Examiner—Martha Thompson
Attorney, Agent, or Firm—Young & Thompson

[57] CLAIM

The ornamental design for a writing instrument, as shown and described.

DESCRIPTION

FIG. 1 is a front elevational view of a writing instrument showing my new design with a clip member in a closed position;
FIG. 2 is a right side elevational view, the left side being a mirror image thereof;
FIG. 3 is a bottom plan view;
FIG. 4 is a front elevational view with a clip member in a raised position; and
FIG. 5 is a right side elevational view of FIG. 4, the left side being the mirror image thereof.






FIG. 1




FIG. 2



FIG. 4




FIG. 5




FIG. 3