

[54] COMPUTERIZED CHECKBOOK REGISTER

[76] Inventor: Charles H. Woods, Jr., 2928 W. 135th Pl., Gardena, Calif. 90249

[\*\*] Term: 14 Years

[21] Appl. No.: 272,297

[22] Filed: Nov. 17, 1988

[52] U.S. Cl. .... D19/26; D3/56

[58] Field of Search ..... D19/1, 2, 3, 26, 27, D19/28, 32, 86; 150/135, 152; 206/214, 215, 232; 281/22, 15.1, 16, 19.1, 29, 31; D3/60, 30.1, 42, 56, 66

[56] References Cited

U.S. PATENT DOCUMENTS

D. 241,381	7/1976	Garnier	.....	D3/56	X
D. 246,205	10/1977	Lewis	.....	D3/56	X
D. 258,704	3/1981	Kobayashi	.....	D19/26	X
D. 274,179	6/1984	Siwula	.....	D19/26	
D. 290,375	6/1987	Nava	.....	D19/26	
735,081	8/1903	Franc	.....	281/31	X

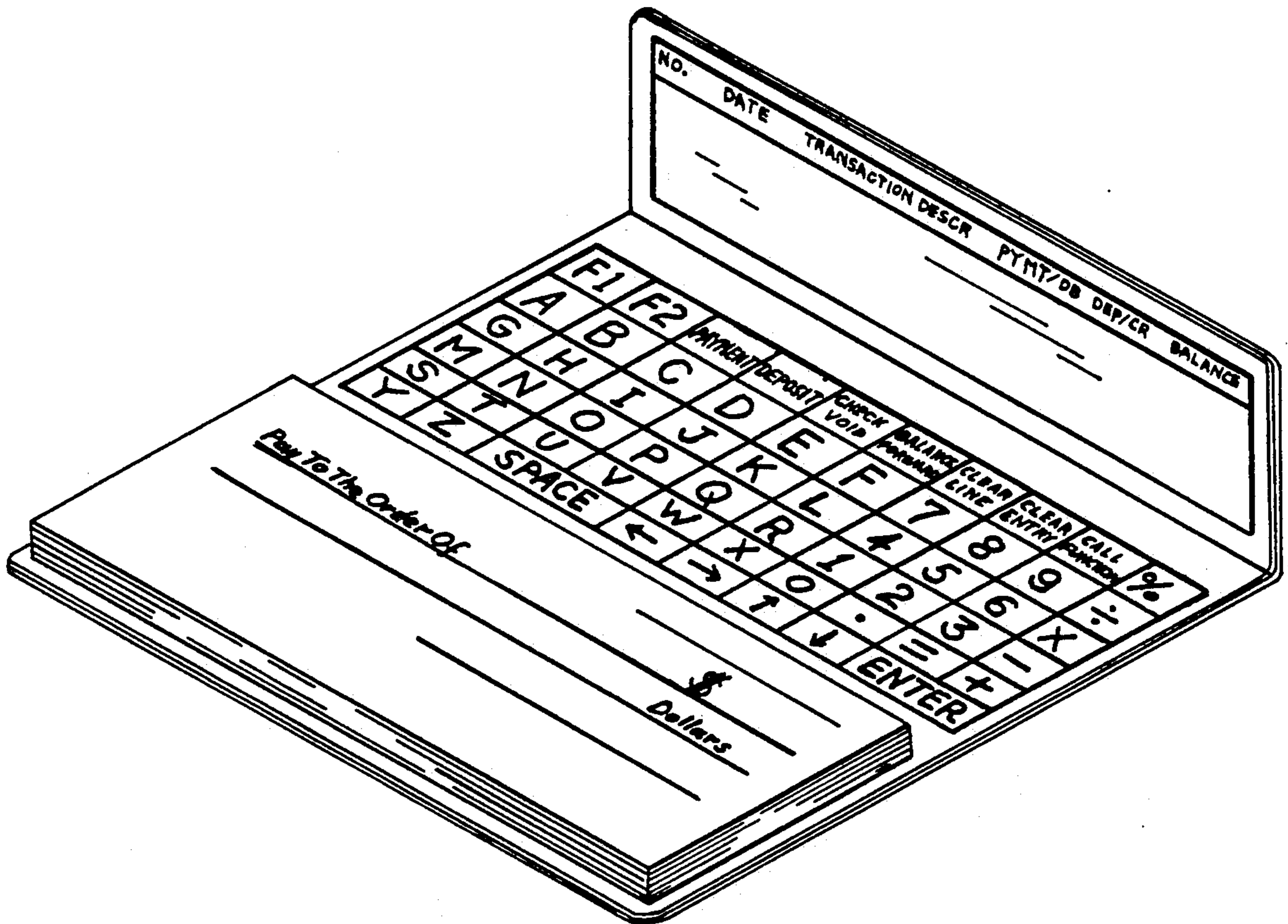
Primary Examiner—Wallace R. Burke  
Assistant Examiner—Pamela J. Schmidt  
Attorney, Agent, or Firm—Erik M. Arnhem

[57] CLAIM

The ornamental design for a computerized checkbook register, as shown and described.

DESCRIPTION

FIG. 1, is a top perspective view of a computerized checkbook register showing my new design in an opened position;  
FIG. 2, is a top perspective view thereof in a closed position, the undisclosed bottom being the same;  
FIG. 3 is a right side elevational view thereof, the undisclosed left side being the same;  
FIG. 4 is a front elevational view thereof; and  
FIG. 5 is a top perspective view thereof, in an opened position as seen from the opposite end of FIG. 1.  
The broken lines shown in FIGS. 1 and 5 are for illustrative purposes only and form no part of the claimed design.



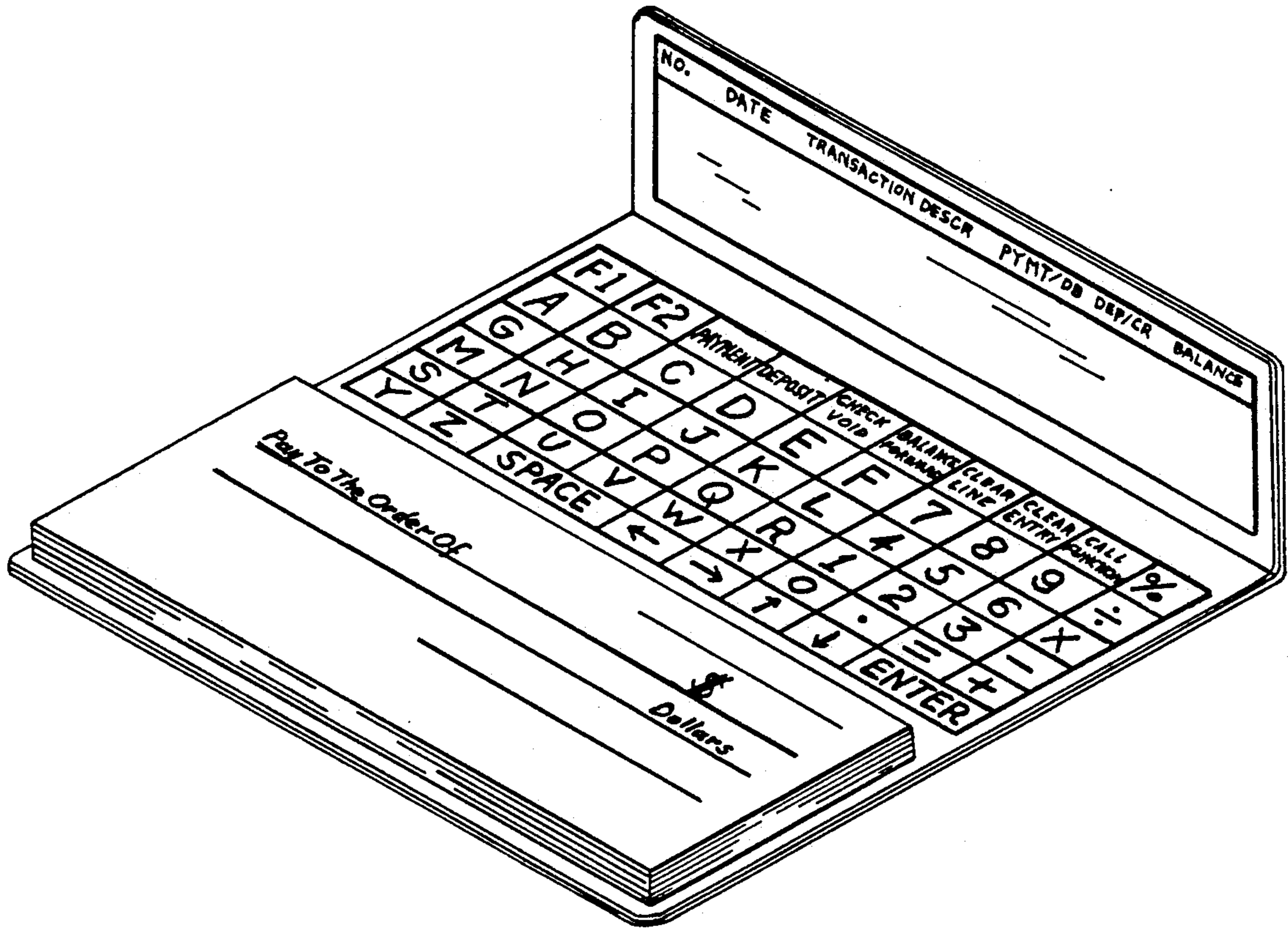


FIG. 1.




FIG. 2.

FIG. 3.




FIG. 4.




FIG. 5.

