

[54] TELEPHONE SPECIAL EFFECTS UNIT OR SIMILAR ARTICLE

[76] Inventor: Richard C. Levy, P.O. Box 34828, Bethesda, Md. 20817

[\*\*] Term: 14 Years

[21] Appl. No.: 387,642

[22] Filed: Jul. 31, 1989

[52] U.S. Cl. .... D14/245; D14/141

[58] Field of Search ..... D14/245, 141, 138; 379/70, 73, 442, 447

[56] References Cited

U.S. PATENT DOCUMENTS

- D. 246,042 10/1977 Fossella et al. .... D14/245
- D. 273,952 5/1984 Stansbury et al. .... D14/245
- D. 291,435 8/1987 Kawano et al. .... D14/141
- D. 304,587 11/1989 Danielson et al. .... D14/245

- D. 308,381 6/1990 Dehnert ..... D14/245
- D. 308,971 7/1990 Weiser et al. .... D14/138
- 3,777,067 12/1973 Kilky ..... 379/442
- 3,911,446 10/1975 Albertini ..... 379/442
- 4,335,278 6/1982 Chee ..... 379/70
- 4,435,623 3/1984 Valentino ..... 379/447
- 4,517,410 5/1985 Williams et al. .... 379/73

Primary Examiner—Horace B. Fay, Jr.

[57] CLAIM

The ornamental design for a telephone special effects unit or similar article, as shown and described.

DESCRIPTION

FIG. 1 is a left side top and front perspective view of a telephone special effect unit or similar article showing my new design;

FIG. 2 is a top plan view thereof;

FIG. 3 is a bottom plan view;

FIG. 4 is a right side elevational view thereof; and

FIG. 5 is a rear elevational view thereof.

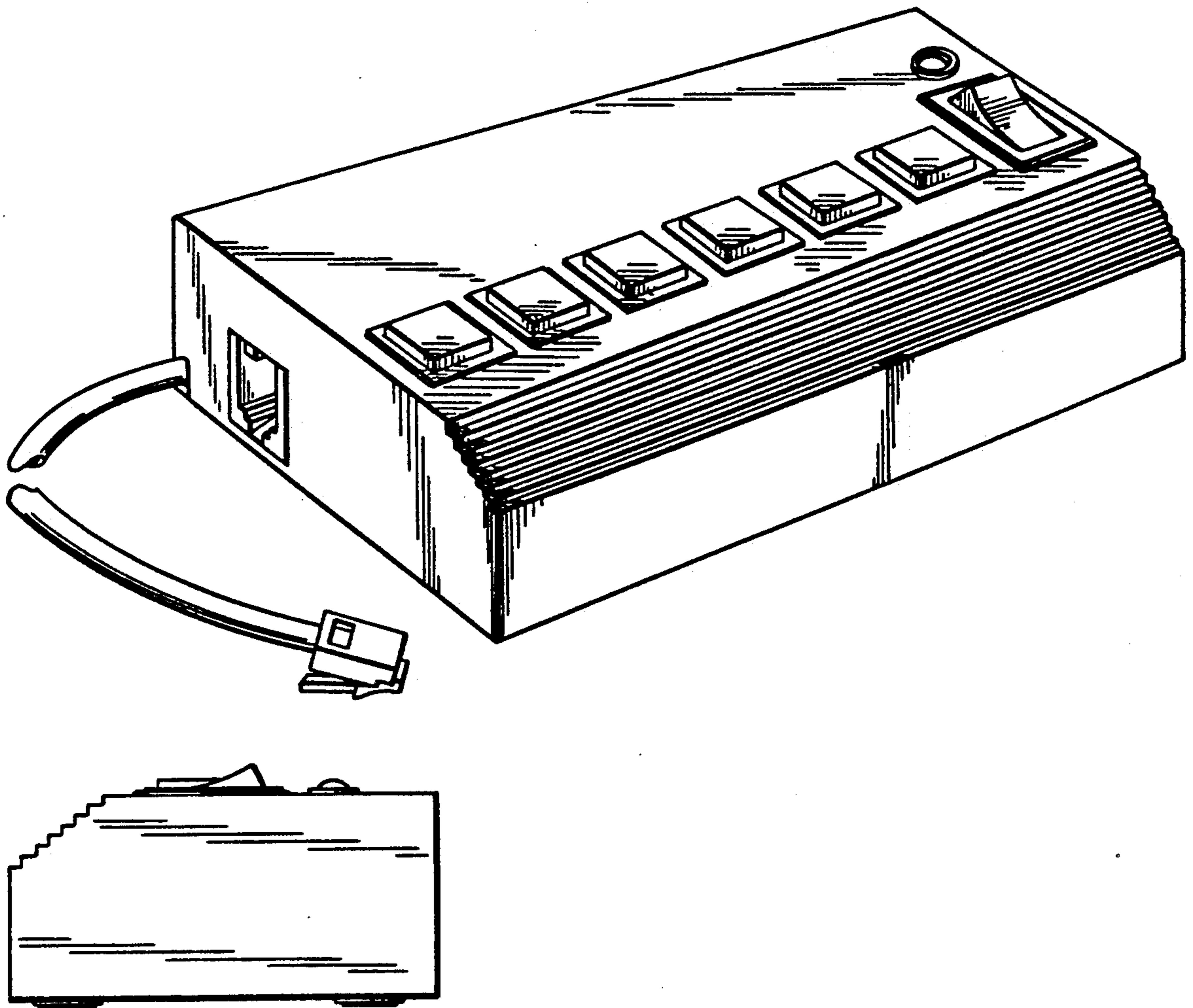


Fig.1

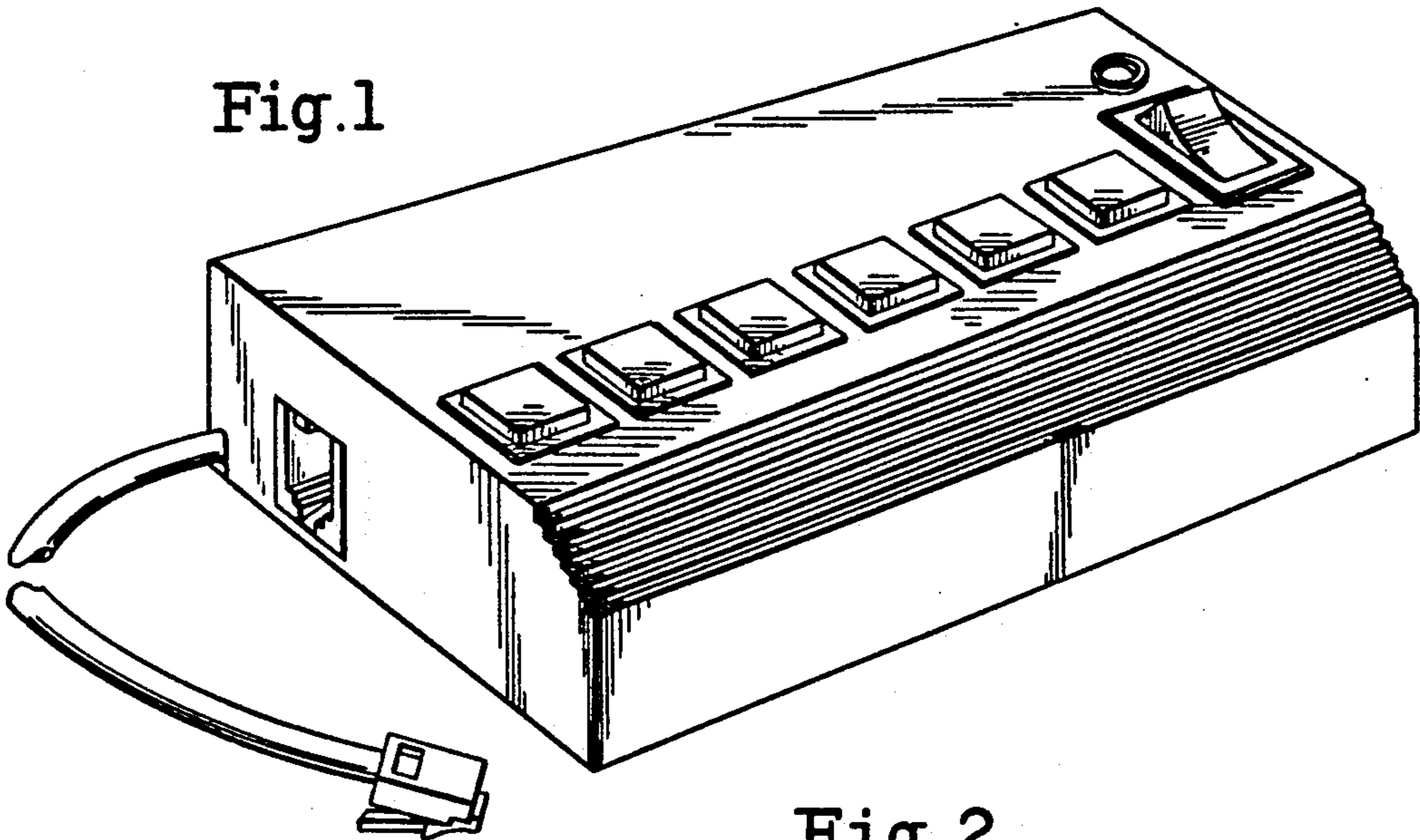


Fig. 2

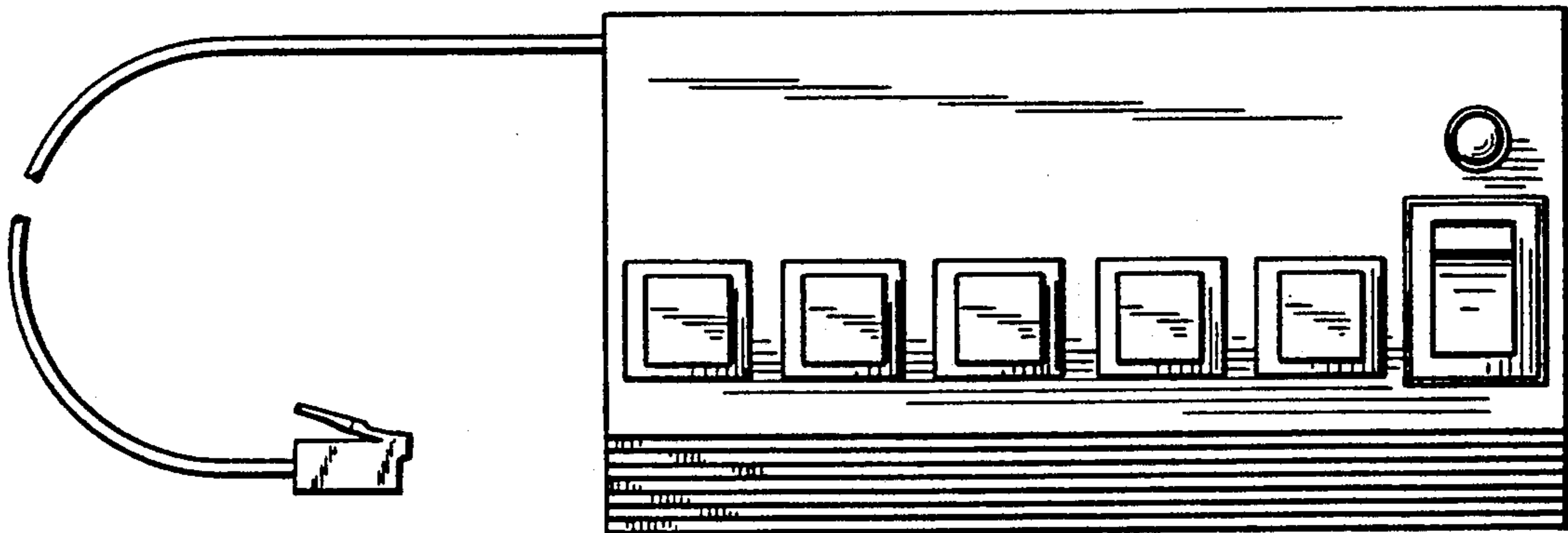


Fig.3

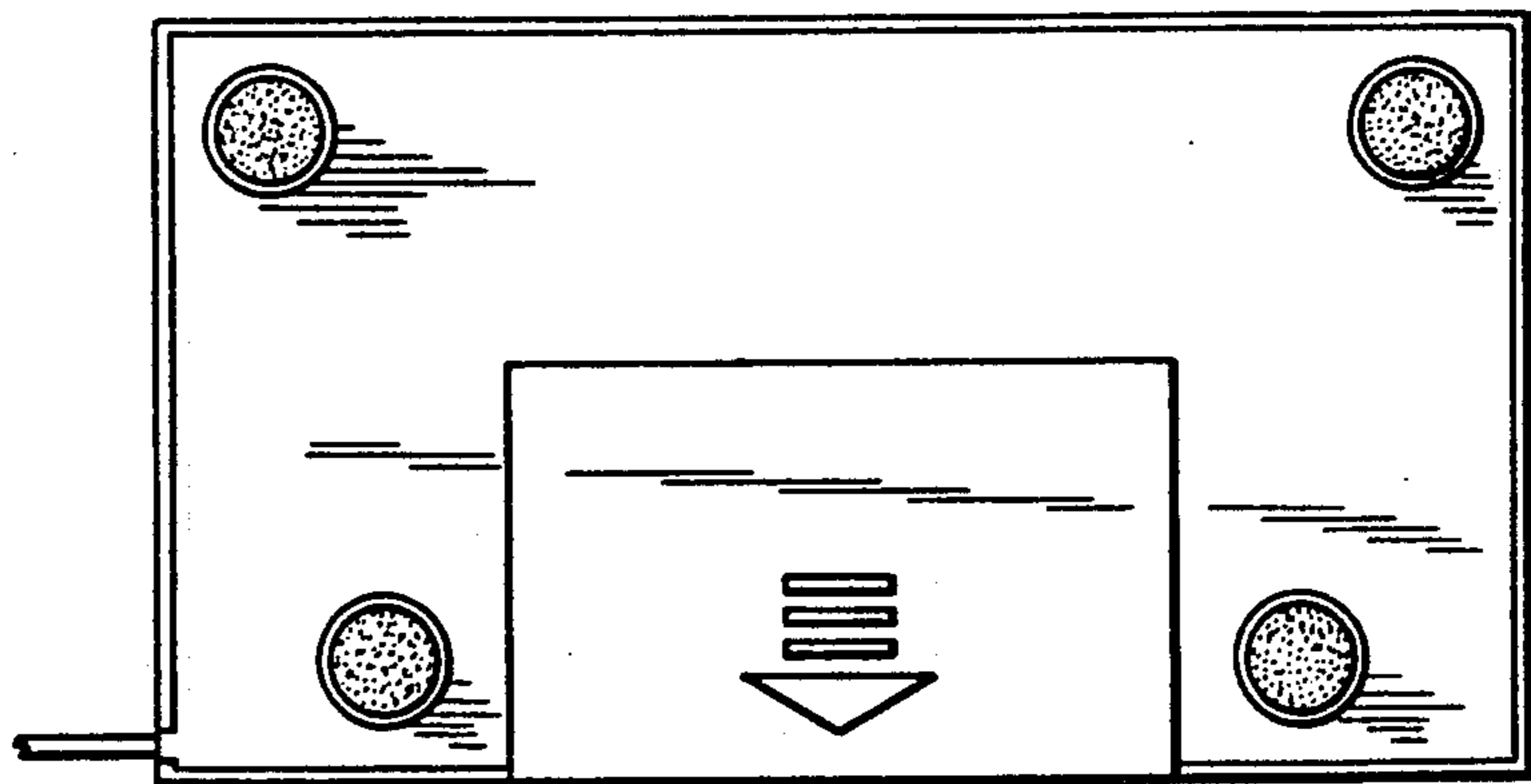


Fig.4




Fig. 5

