

[54] DEHIDING DEVICE

[75] Inventors: Harrison A. Ailey, Jr., Knox County, Tenn.; Lester H. Sirois, Strafford County, N.H.; Lawrence D. Boody, Anderson County, Tenn.

[73] Assignee: Acraloc Corporation, Oak Ridge, Tenn.

[\*\*] Term: 14 Years

[21] Appl. No.: 184,720

[22] Filed: Apr. 22, 1988

Related U.S. Application Data

[63] Continuation-in-part of Ser. No. 74,868, Jul. 17, 1987, abandoned.

[52] U.S. Cl. .... D8/66

[58] Field of Search ..... D8/66; 17/21; 30/165, 30/215, 219, 355, 371, 372

[56] References Cited

U.S. PATENT DOCUMENTS

1,929,040 10/1933 Schmid et al. .... 17/21  
1,945,247 1/1934 Wezel ..... 30/215 X

1,990,967	2/1935	Wenzel	.....	30/355 X
2,547,134	4/1951	McLean	.....	17/21
2,751,680	6/1956	Wezel	.....	30/219
2,766,524	10/1956	Dagneau	.....	30/215
2,974,413	3/1961	Williams	.....	30/219
2,979,820	4/1961	Thompson	.....	30/215
3,176,397	4/1965	Schuhmann	.....	30/219
3,358,370	12/1967	Logan	.....	30/219 X
3,435,522	4/1969	Wezel et al.	.....	17/21 X
3,570,124	3/1971	Wezel	.....	30/219
3,857,177	12/1974	Karubian et al.	.....	30/219
4,215,451	8/1980	Wikoff	.....	17/21

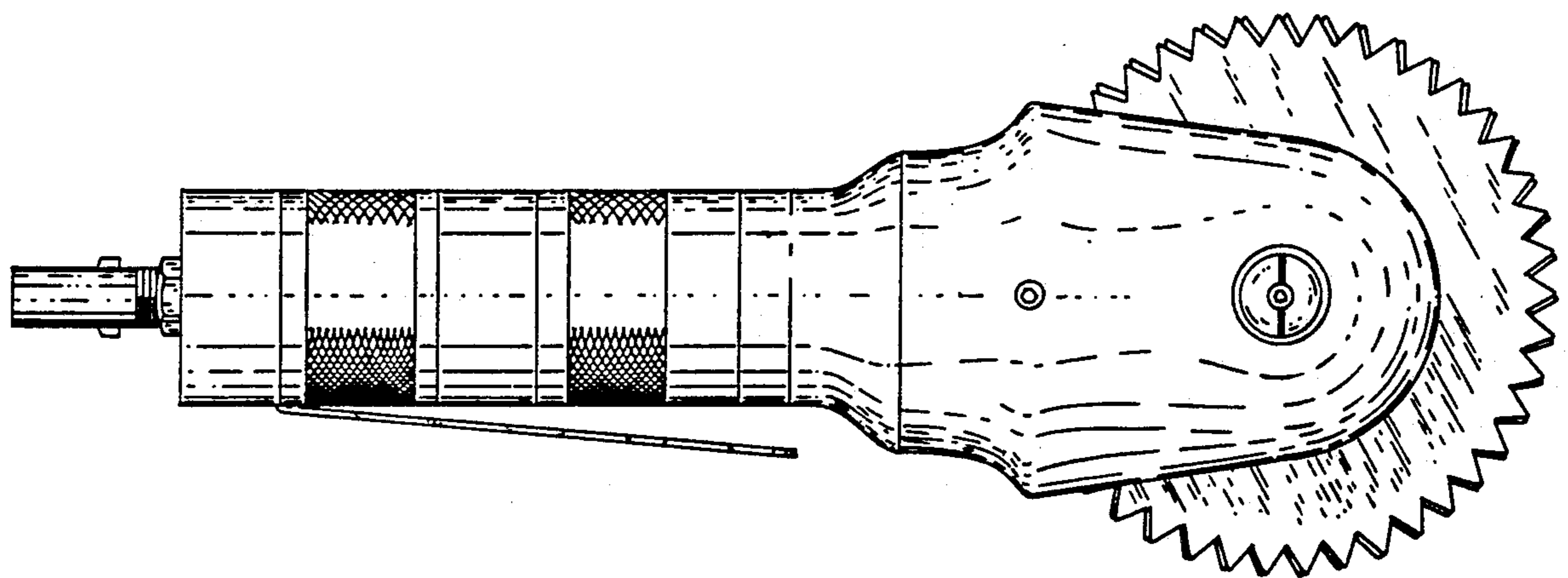
Primary Examiner—Nelson C. Holtje  
Assistant Examiner—Gary D. Watson  
Attorney, Agent, or Firm—Pitts and Brittan

[57] CLAIM

The ornamental design of a dehiding device, as shown.

DESCRIPTION

FIG. 1 is a front elevational view of a dehiding device showing our new design;  
FIG. 2 is a rear elevational view;  
FIG. 3 is a right side elevational view;  
FIG. 4 is a left side elevational view;  
FIG. 5 is a top plan view; and  
FIG. 6 is a bottom plan view thereof.



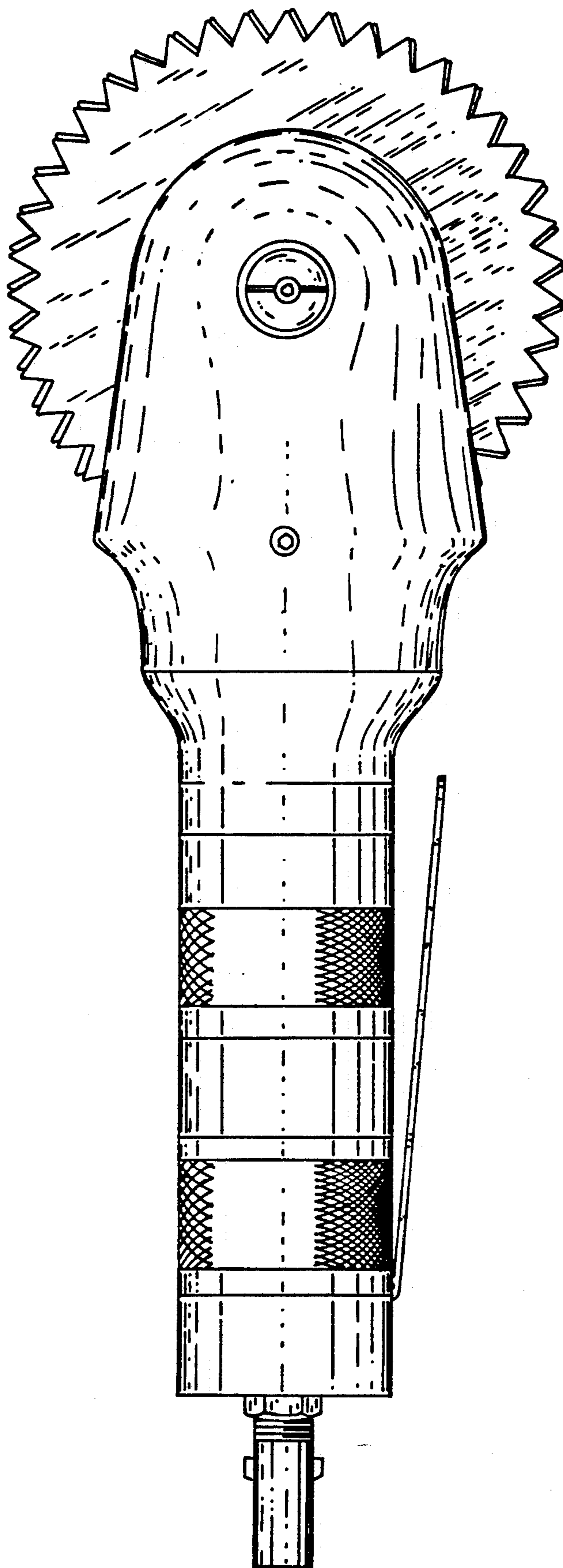


FIG. 1

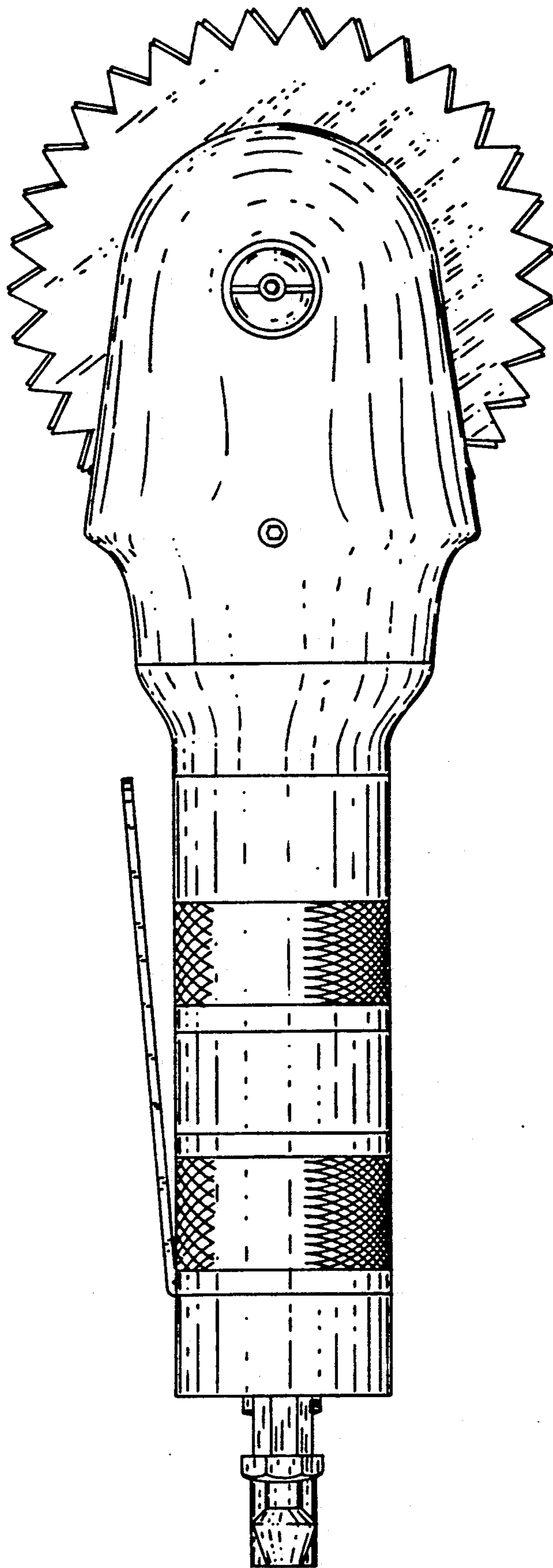


FIG. 2

FIG. 3

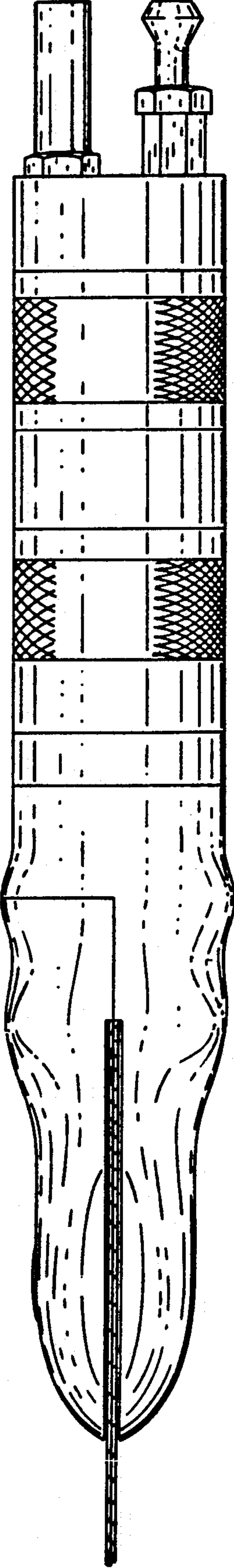
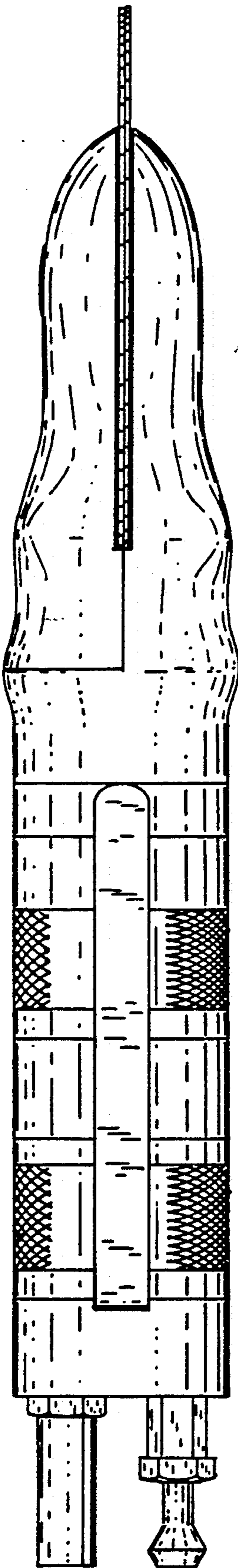


FIG. 4

FIG. 5

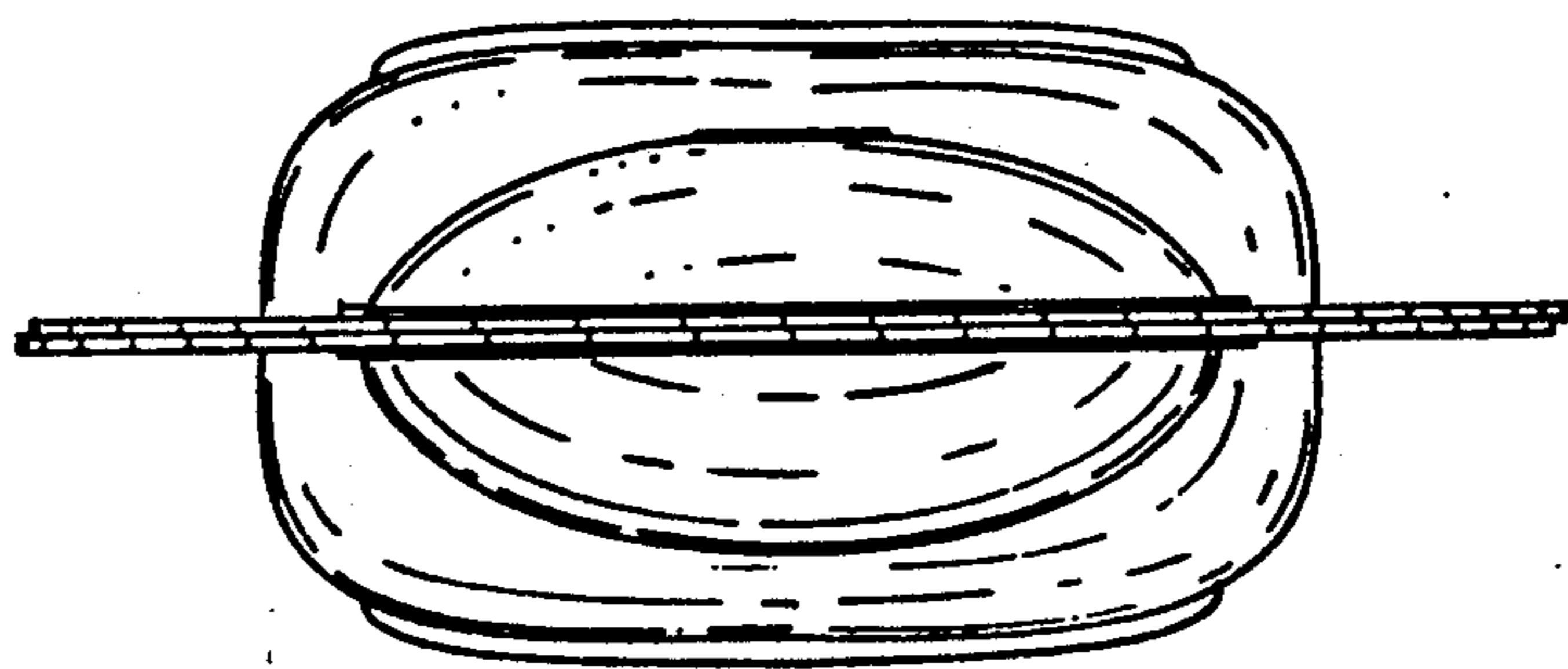


FIG. 6

