

[54] **SERVING TRAY**

[75] **Inventor: Giorgetto Giugiaro, Turin, Italy**

[73] **Assignee: Fratelli Guzzini, S.p.A., Recanati, Italy**

[\*\*] **Term: 14 Years**

[21] **Appl. No.: 297,747**

[22] **Filed: Jan. 17, 1989**

[30] **Foreign Application Priority Data**

Aug. 18, 1988 [IT] Italy ..... 21751B/88  
[52] **U.S. Cl. .... D7/545; D7/554**  
[58] **Field of Search ..... D7/545, 543, 544, 549-556, D7/546, 560, 586, 587, 505, 360, 359; 294/172**

[56] **References Cited**

**U.S. PATENT DOCUMENTS**

D. 50,004 12/1916 Wojdkow ..... D7/586  
D. 228,861 10/1973 Melich ..... D7/586  
D. 276,870 12/1984 Gulotta ..... D7/545 X  
D. 279,067 6/1985 Kuster ..... D7/550

**FOREIGN PATENT DOCUMENTS**

511634 8/1939 United Kingdom ..... D7/545 X

**OTHER PUBLICATIONS**

*HFD*, Jan. 11, 1988, p. 170, Microwave Cookware Set, 3rd panel down on left, Diagonal Rib Roast Pan-Reverse Ware.

*Primary Examiner*—Winifred E. Herrmann  
*Attorney, Agent, or Firm*—Hedman, Gibson, Costigan & Hoare

[57] **CLAIM**

The ornamental design for a serving tray, as shown and described.

**DESCRIPTION**

FIG. 1 is a top perspective view of a serving tray, showing my new design;  
FIG. 2 is a side elevational view thereof taken in the direction of line II on FIG. 1;  
FIG. 3 is a front elevational view thereof taken in the direction of line III on FIG. 1;  
FIG. 4 is a top plan view thereof;  
FIG. 5 is a bottom plan view thereof.  
The side view opposite that shown in FIG. 2 is similar thereto and the rear view opposite the front view shown in FIG. 3 is similar thereto.

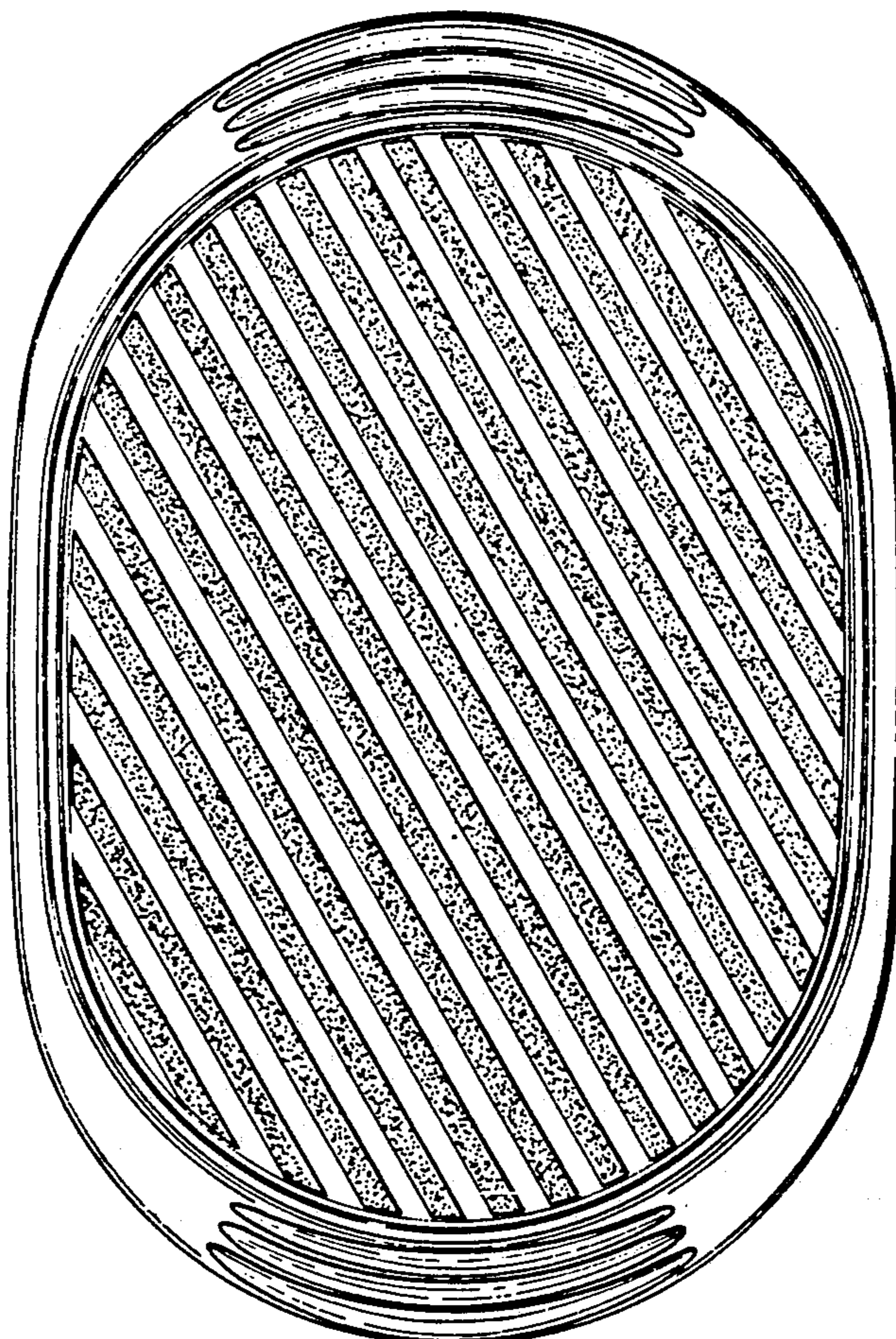


Fig.1

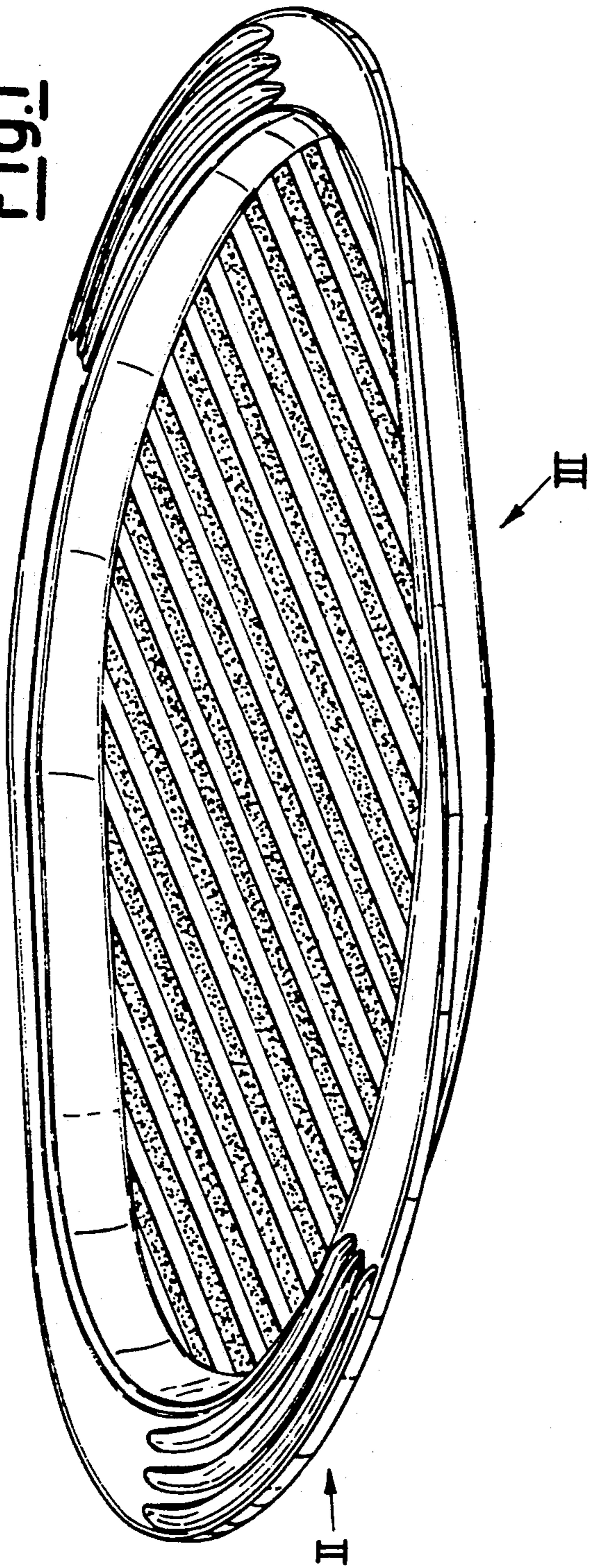
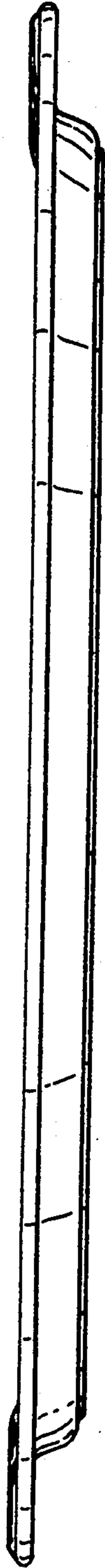


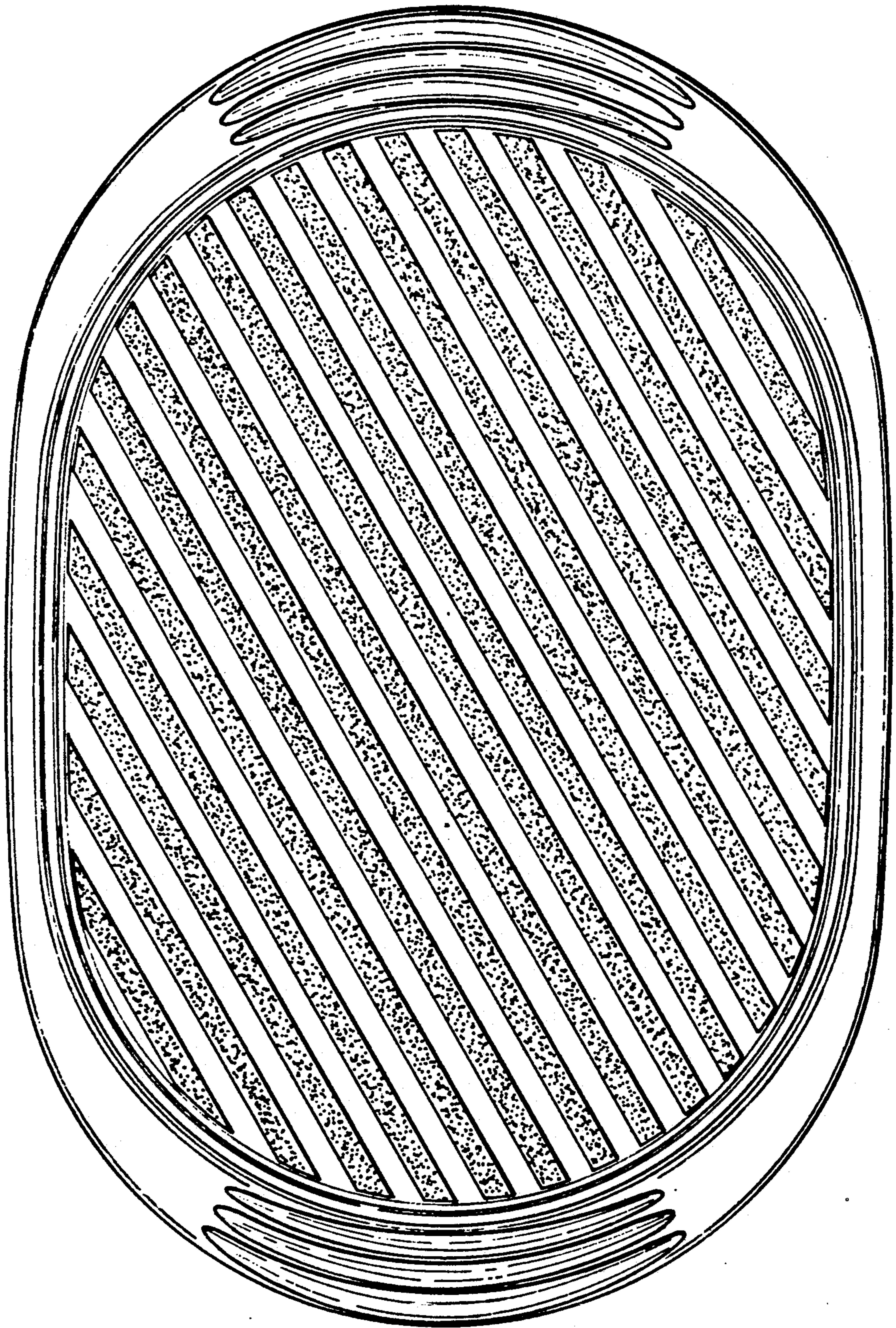
Fig.2



Fig.3



**Fig. 4**



**Fig. 5**

