

[54] **TOILET TISSUE DISPENSER**

8,235,196 2/1966 Platt 242/55.53

[76] **Inventor: Alan Shimasaki, 8035 Shadow Hill Dr., La Mesa, Calif. 92041**

[**] **Term: 14 Years**

[21] **Appl. No.: 348,647**

[22] **Filed: May 8, 1989**

[52] **U.S. Cl. D6/518**

[58] **Field of Search D6/515, 518, 522; 312/37-39; 222/99-100, 173; 221/22, 30, 33, 45, 282, 284; 211/45; 206/389, 391**

[56] **References Cited**

U.S. PATENT DOCUMENTS

- D. 213,884 4/1969 Warnberg D6/523 X
- D. 237,537 11/1975 Hagglund et al. D6/522
- 2,806,591 9/1957 Appleton 206/58
- 3,523,653 8/1970 Hansen 242/55.53
- 4,289,262 9/1981 Finkelstein 225/106
- 4,659,028 4/1987 Wren 242/55.53

OTHER PUBLICATIONS

Vohann Catalogue (1981) p. 12 (Ash Tray #449).
Andre Richardson (1981) p. 5 (Tissue Dispenser 3711).


Primary Examiner—Wallace R. Burke
Assistant Examiner—Brian N. Vinson
Attorney, Agent, or Firm—Lynn & Lynn

[57] **CLAIM**

The ornamental design for a toilet tissue dispenser, as shown and described.

DESCRIPTION

FIG. 1 is a perspective view of a toilet tissue dispenser showing my new design;
FIG. 2 is a front elevation view thereof;
FIG. 3 is a rear elevational view thereof, the adjacent sides being identical in appearance to that shown;
FIG. 4 is a bottom plan view thereof; and
FIG. 5 is a top plan view thereof.






FIG. 1

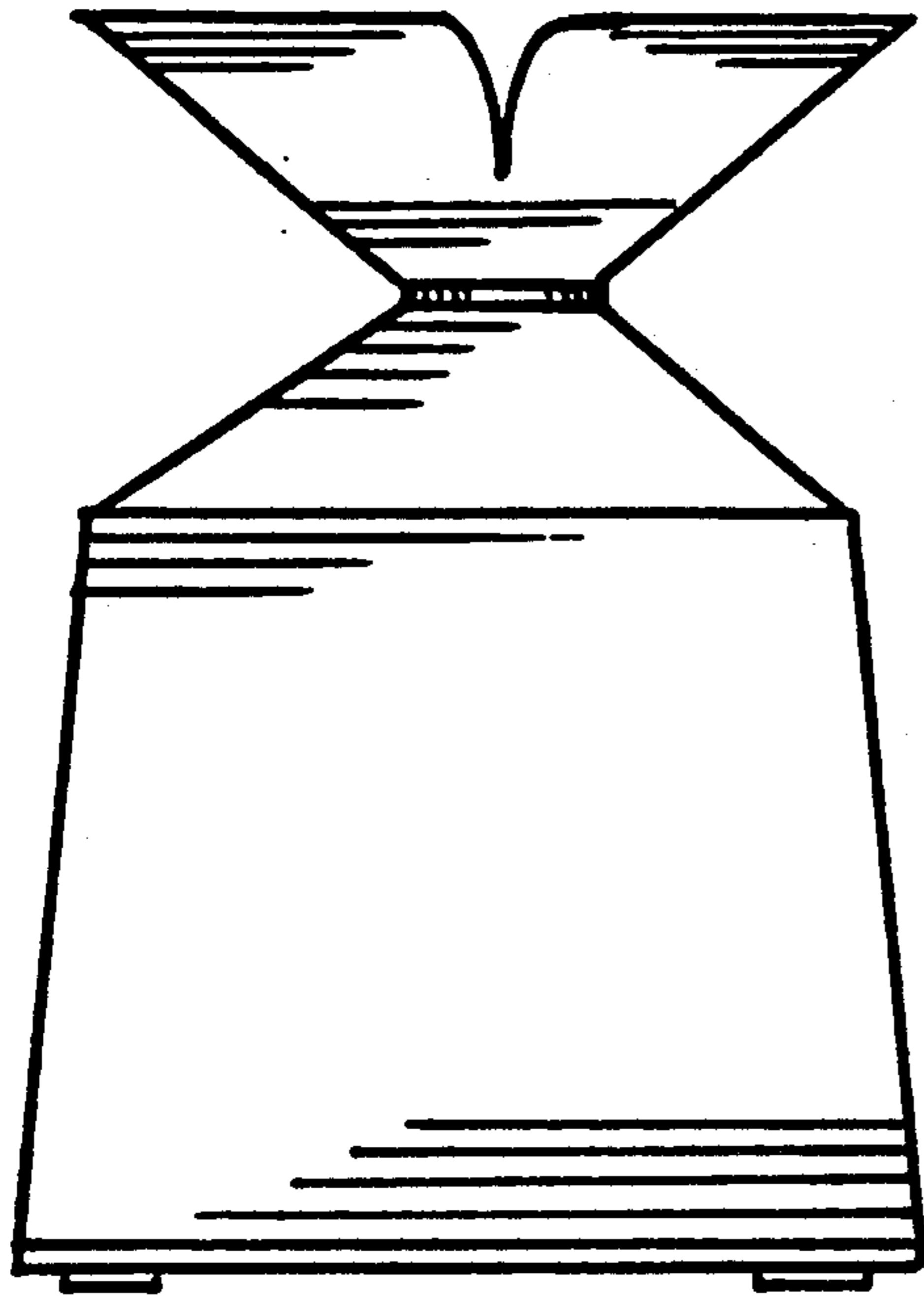


FIG. 2

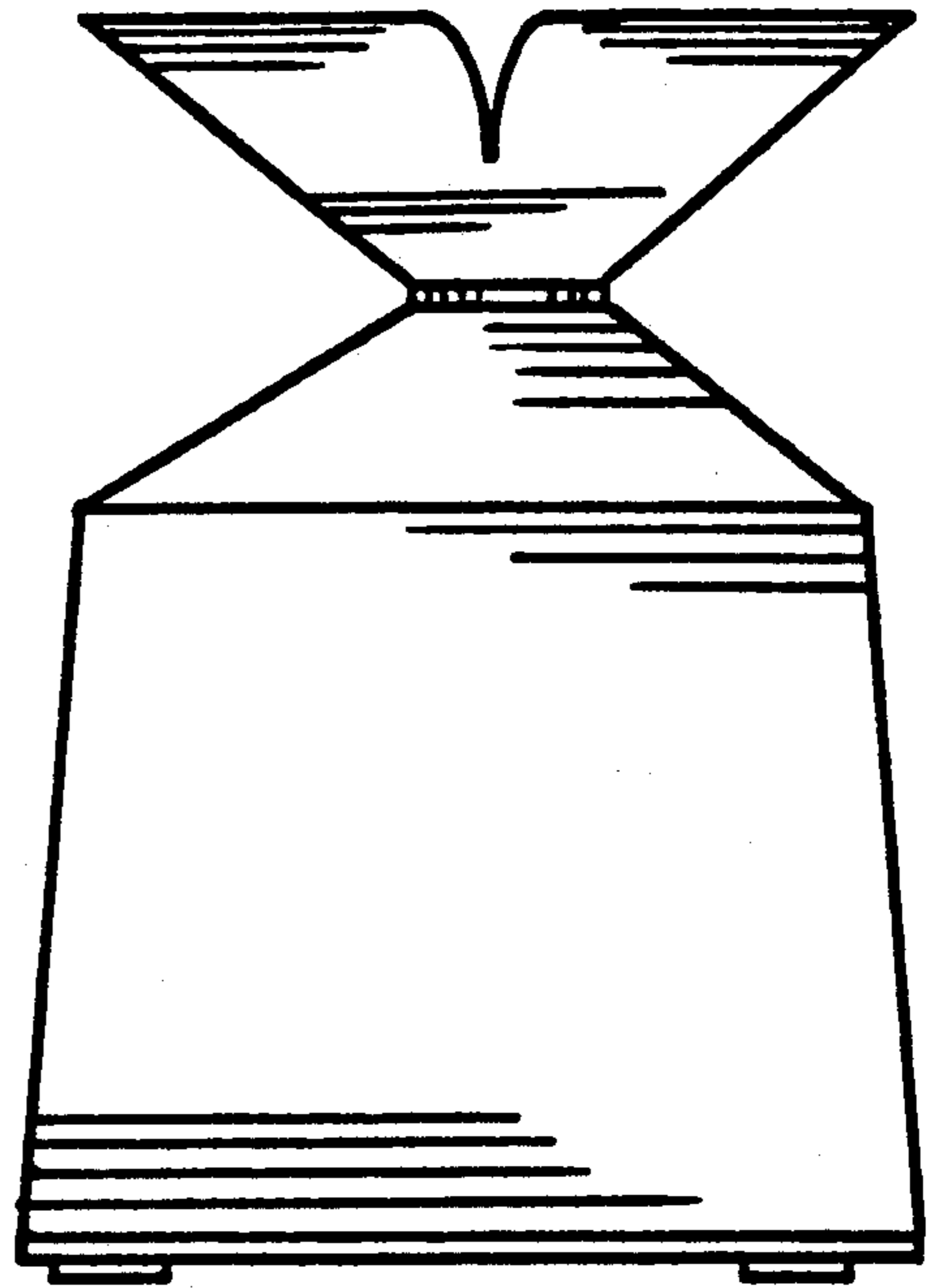


FIG. 3

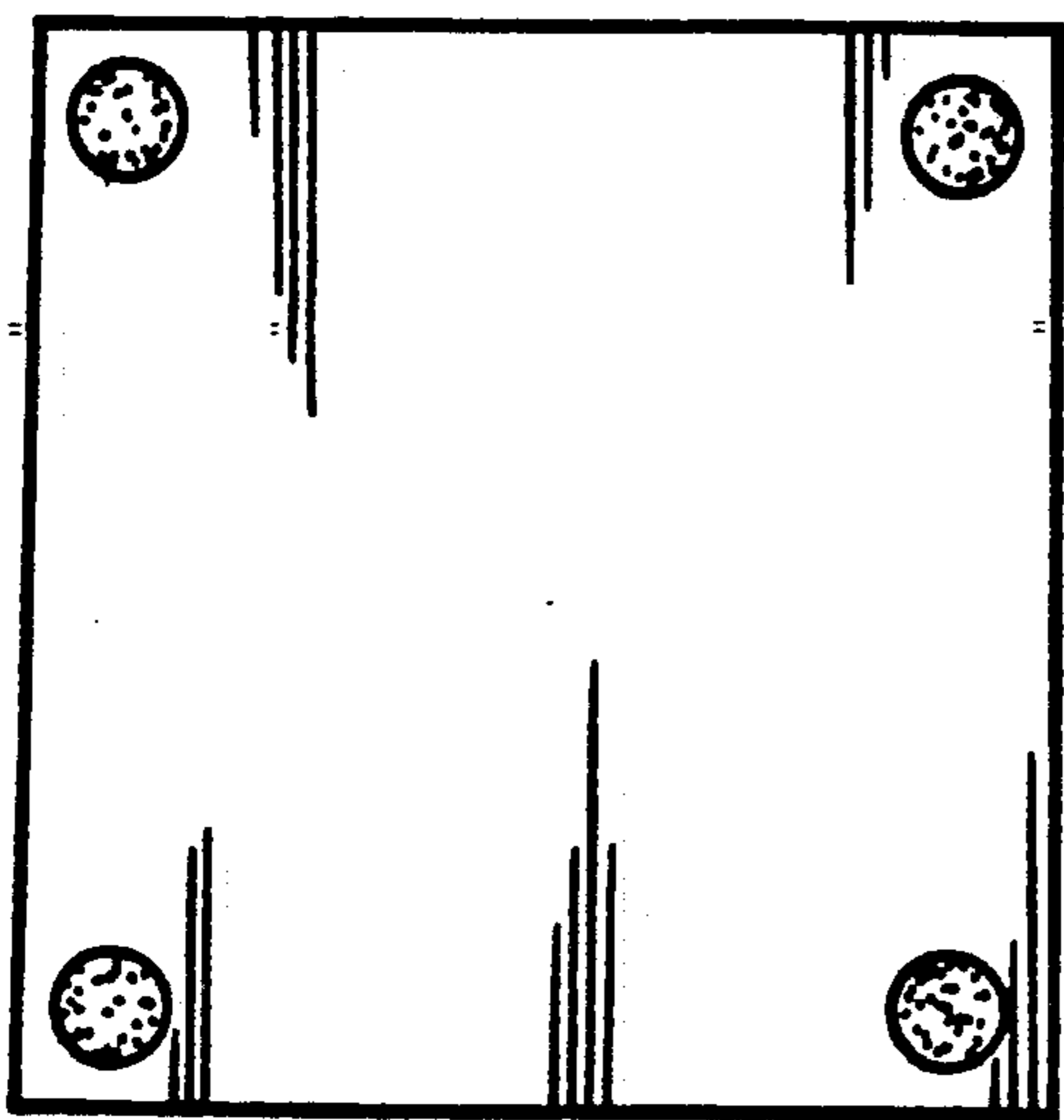


FIG. 4




FIG. 5