

# United States Patent [19]

Poulakis

[11] Patent Number: Des. 316,126

[45] Date of Patent: \*\* Apr. 9, 1991

[54] **SPORTS PADDLE**

[76] Inventor: **John E. Poulakis**, 2180 Tillingham Ct., Dunwoody, Ga. 30338

[\*] Notice: The portion of the term of this patent subsequent to Apr. 9, 2005 has been disclaimed.

[\*\*] Term: **14 Years**

[21] Appl. No.: **190,954**

[22] Filed: **May 6, 1988**

[52] U.S. Cl. .... **D21/213**

[58] Field of Search ..... **D21/212, 213; 273/67 R, 273/73 G, 75, 76, 129 K, 319, 413, 414, 67 DA, 67 DB**

[56] **References Cited**

**U.S. PATENT DOCUMENTS**

- D. 226,206 1/1973 Rankin et al. .... 273/67 R
- D. 240,055 5/1976 Spivey, II ..... 273/73 R

- D. 246,263 11/1977 Spivey, II ..... D21/213
- D. 251,514 4/1979 Spivey, II ..... D21/213
- 702,697 6/1902 Boulanger ..... 273/76
- 1,536,255 5/1925 Beal ..... 273/76
- 1,986,154 1/1935 Marks ..... D21/213

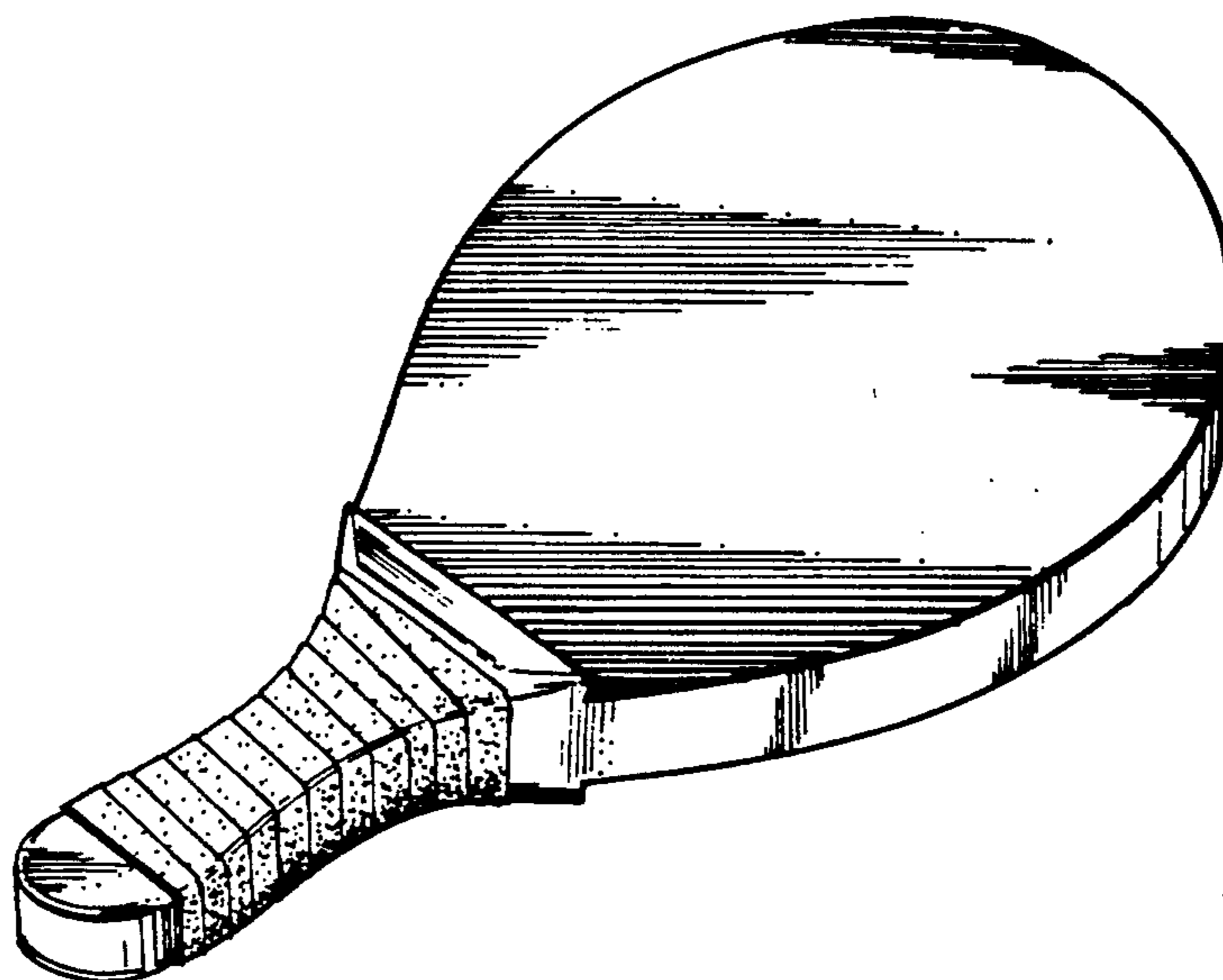
*Primary Examiner*—Melvin B. Feifer  
*Assistant Examiner*—Philip Hyder  
*Attorney, Agent, or Firm*—Rodgers & Rodgers

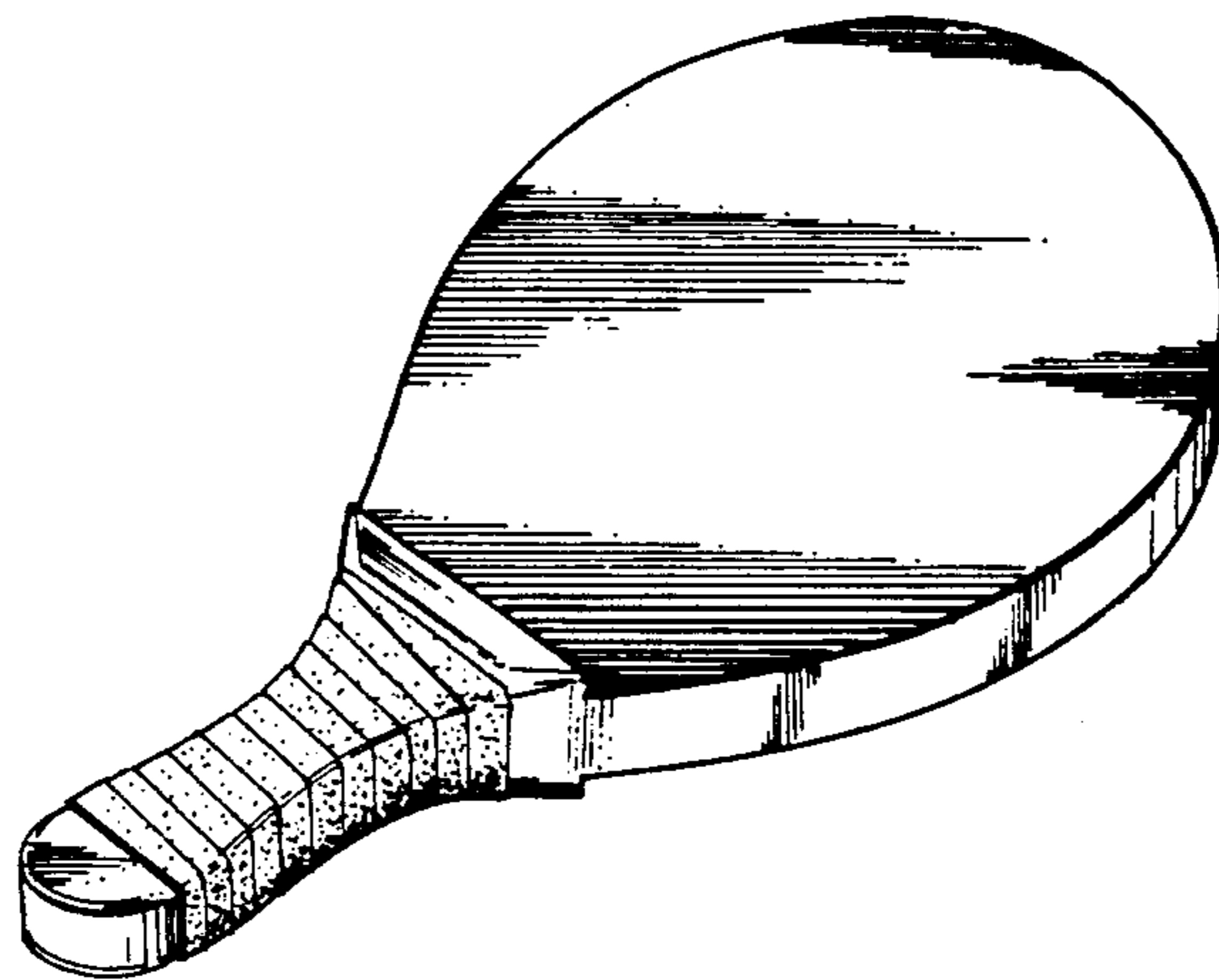
[57] **CLAIM**

The ornamental design for a sports paddle, as shown and described.

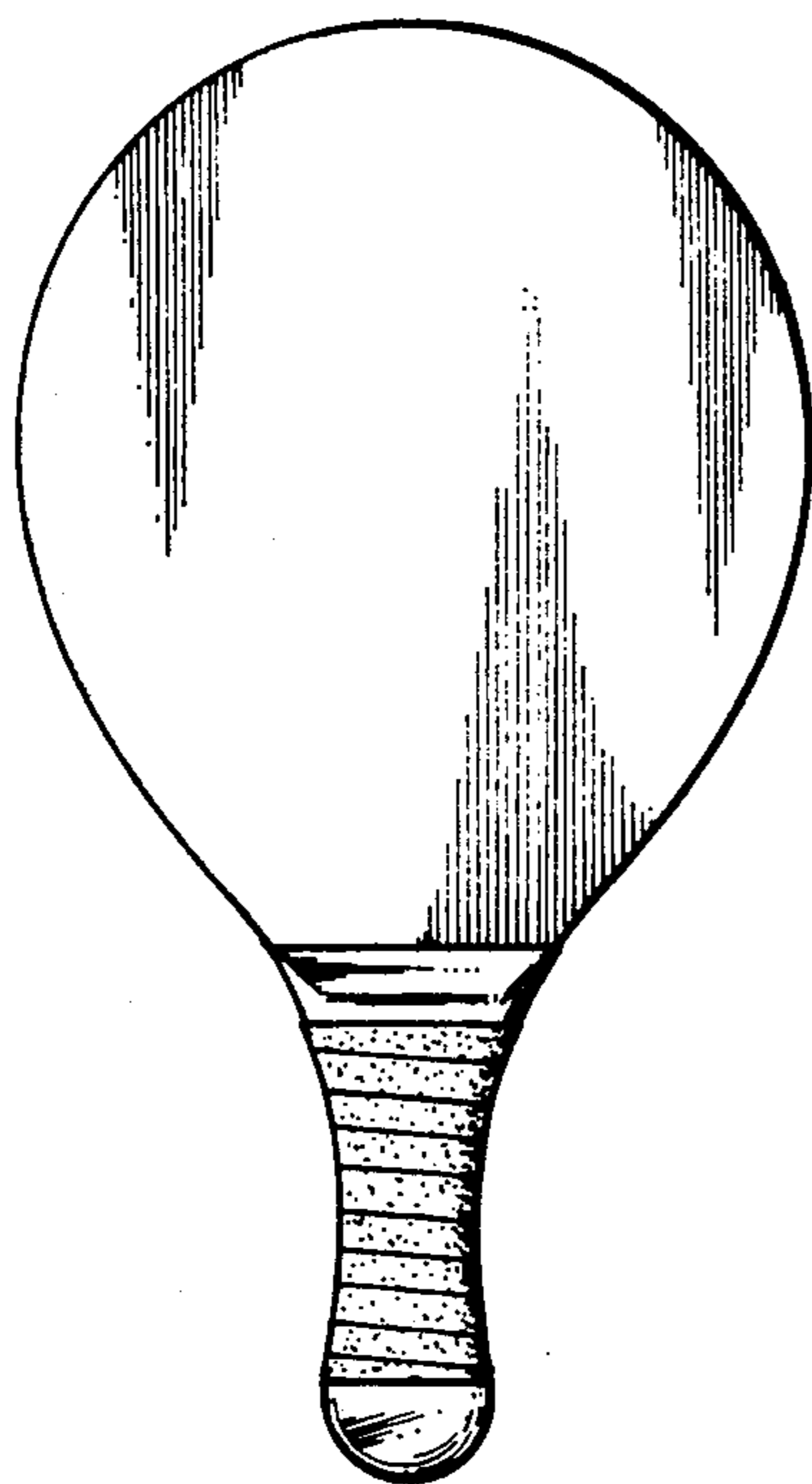
**DESCRIPTION**

FIG. 1 is a perspective view of a sports paddle showing my new design;  
FIG. 2 is a top plan view thereof, the bottom being the same in appearance;  
FIG. 3 is a front elevational view thereof, the rear being the same in appearance;  
FIG. 4 is a right side elevational view thereof; and  
FIG. 5 is a left side elevational view thereof.

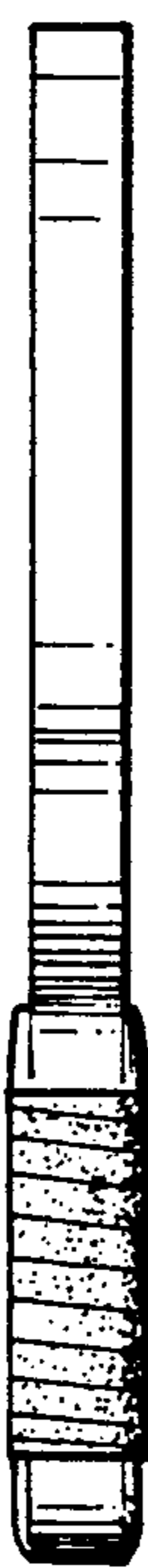




**FIG. 1**



**FIG. 2**



**FIG. 3**



**FIG. 4**



**FIG. 5**