

[54] MULTIPLE UNIT VENDING MACHINE

[76] Inventor: Eldin H. Irwin, 225 Rue de Paresse, Tavares, Fla. 32778

[*] Notice: The portion of the term of this patent subsequent to Apr. 2, 2005 has been disclaimed.

[**] Term: 14 Years

[21] Appl. No.: 9,930

[22] Filed: Feb. 2, 1987

[52] U.S. Cl. D20/4

[58] Field of Search D20/1-4, D20/5; D25/7, 16, 17; D21/13; 194/350; 221/2, 6, 8, 92, 105, 155; 135/98; 312/7.2

[56] References Cited

U.S. PATENT DOCUMENTS

- D. 198,310 6/1964 Reid D25/17 X
- D. 278,160 3/1985 Nutting D21/13
- 1,111,040 9/1914 Stalker D25/17 X
- 2,832,506 4/1958 Hatcher 221/155
- 3,245,581 4/1966 Reach 221/155

- 3,282,466 11/1966 Meresz et al. 221/155
- 4,274,551 6/1981 Hicks 221/155 X
- 4,756,448 7/1988 Dahl 221/155 X

FOREIGN PATENT DOCUMENTS

- 775433 1/1968 Canada 194/350
- 676584 11/1964 Italy 194/350
- 961820 6/1964 United Kingdom 194/350

OTHER PUBLICATIONS

Vending Times, Sep. 1984, p. 97.

Primary Examiner—A. Hugo Word

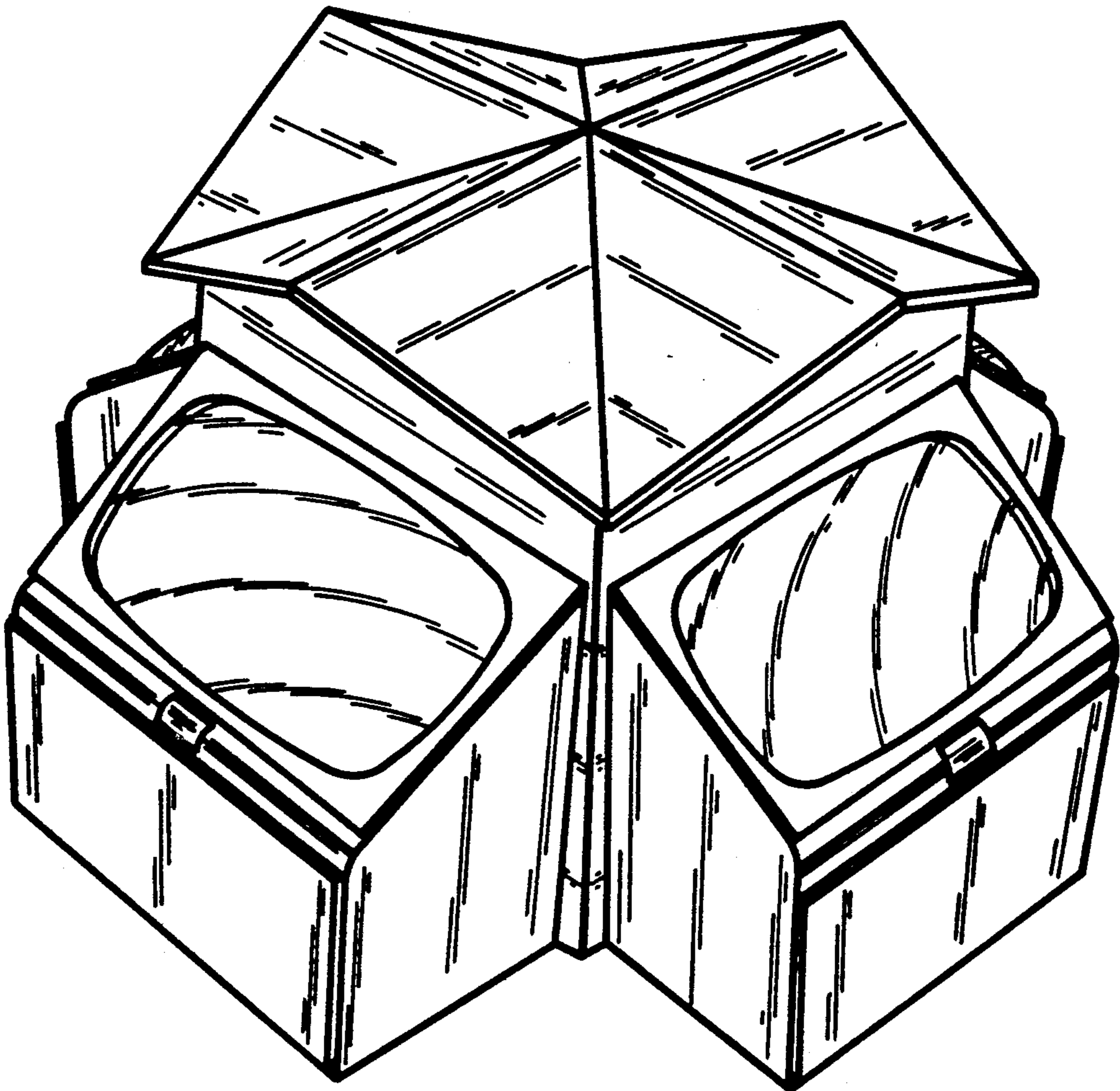
Attorney, Agent, or Firm—Emch, Schaffer, Schaub & Porcello Co.

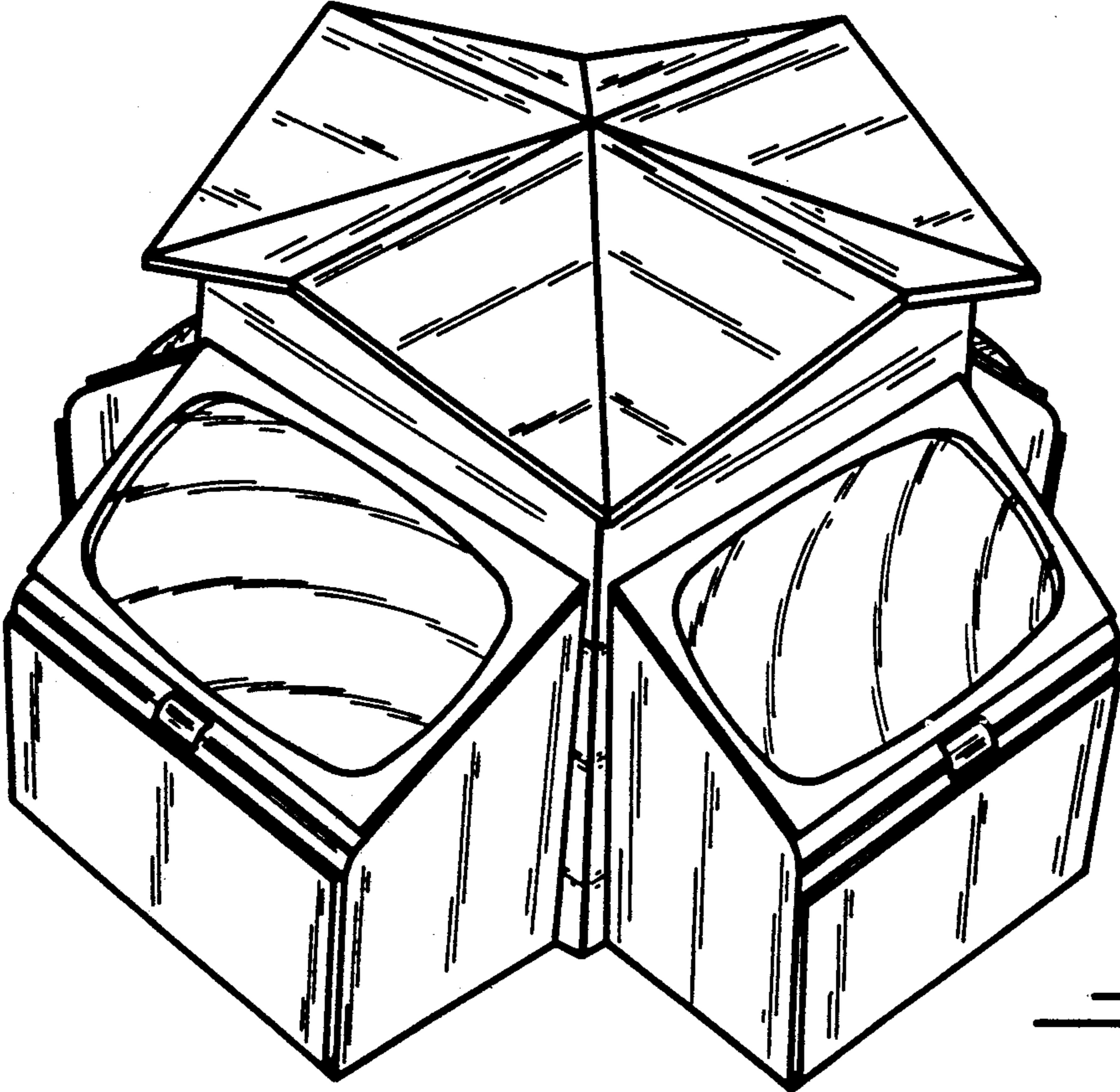
[57] CLAIM

The ornamental design for a multiple unit vending machine, as shown and described.


DESCRIPTION

FIG. 1 is a perspective view of a multiple unit vending machine, showing my new design, the opposite perspective view being a mirror image thereof; and FIG. 2 is a side elevational view, the opposite side being a mirror image thereof.





—FIG. 1



—FIG. 2