

[54] NOTE TRAY

[75] Inventors: Robert E. Hawes, Jr., Huntington Bay; Eric Aaldenberg, Bayside, both of N.Y.

[73] Assignee: Esselte Pendaflex Corporation, Garden City, N.Y.

[**] Term: 14 Years

[21] Appl. No.: 171,532

[22] Filed: Mar. 22, 1988

[52] U.S. Cl. D19/92; D19/86; D19/95

[58] Field of Search D19/21, 65, 75, 78, D19/86, 92, 95, 99, 100; 206/215, 557, 425; 211/45, 126, 50, 49.1

[56] References Cited

U.S. PATENT DOCUMENTS

- D. 13,268 8/1882 Buck D19/92 X
- D. 158,444 5/1950 Converse D19/92 X
- D. 179,276 11/1956 Abrahamson D19/92
- D. 179,534 1/1957 Bullock et al. D19/92
- D. 187,830 5/1960 Lewis D19/92
- D. 232,934 9/1974 Perry D19/92
- D. 240,820 8/1976 Beil et al. D19/92

- D. 251,251 3/1979 Tiedemann D19/92 X
- D. 251,254 3/1979 Tiedemann D19/90
- D. 254,013 1/1980 Intini D19/21
- 2,704,924 3/1955 Setman 206/557 X
- 3,231,718 1/1966 Vasile 206/557 X
- 3,468,468 9/1969 Foote 206/557 X
- 4,679,691 7/1987 Halloran 206/557

OTHER PUBLICATIONS

Fantastic Plastics, see p. 2, #K 101 lower center.

Primary Examiner—Bruce W. Dunkins

Assistant Examiner—Martha Thompson

Attorney, Agent, or Firm—Darby & Darby

[57] CLAIM

The ornamental design for a note tray, as shown and described.

DESCRIPTION

FIG. 1 is a perspective view of a note tray showing our new design;
 FIG. 2 is a front elevational view thereof;
 FIG. 3 is a top plan view thereof;
 FIG. 4 is a bottom plan view thereof;
 FIG. 5 is a rear elevational view thereof; and
 FIG. 6 is a right side elevational view, the left side being a mirror image thereof.




FIG. 1




FIG. 2




FIG. 4

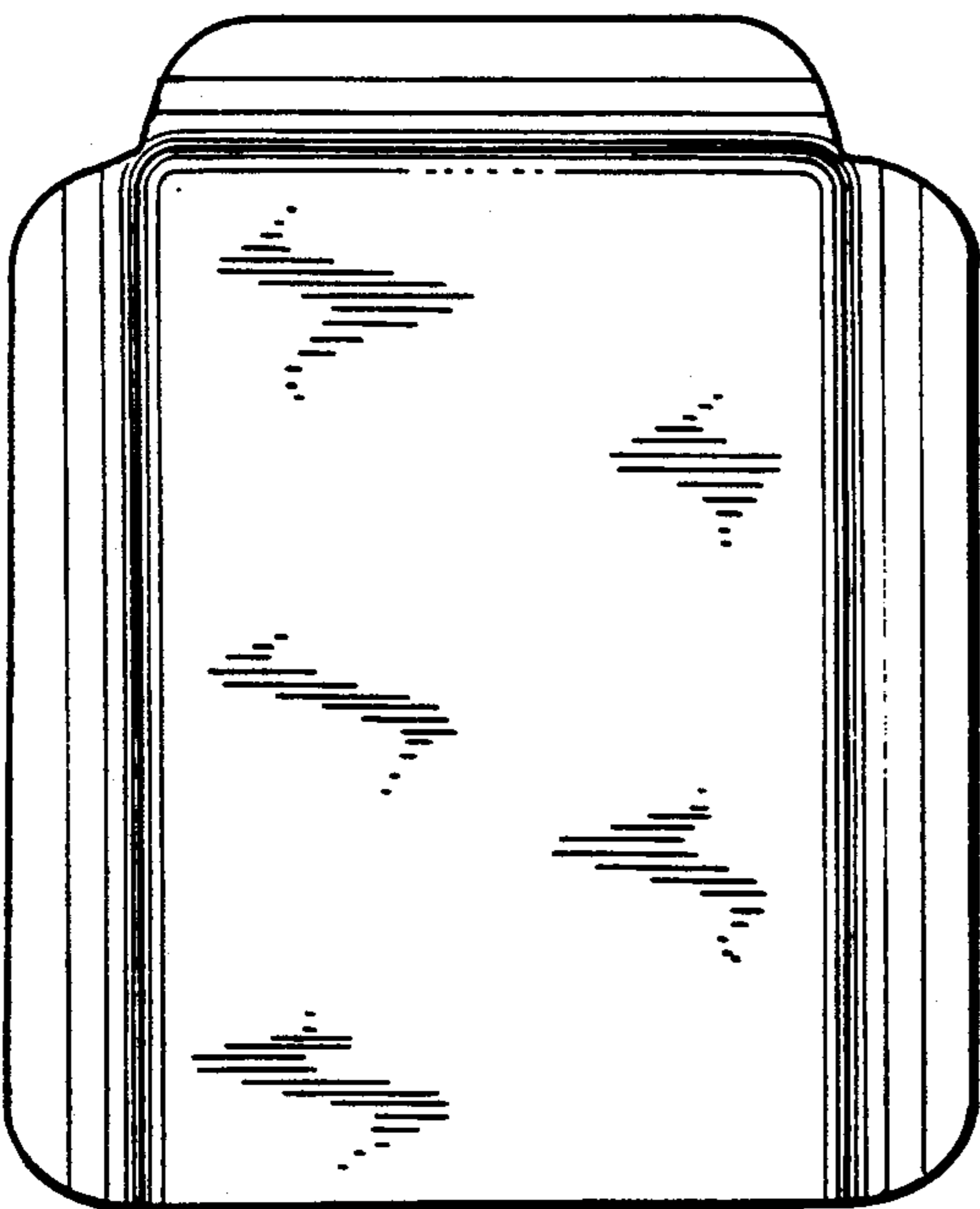


FIG. 3

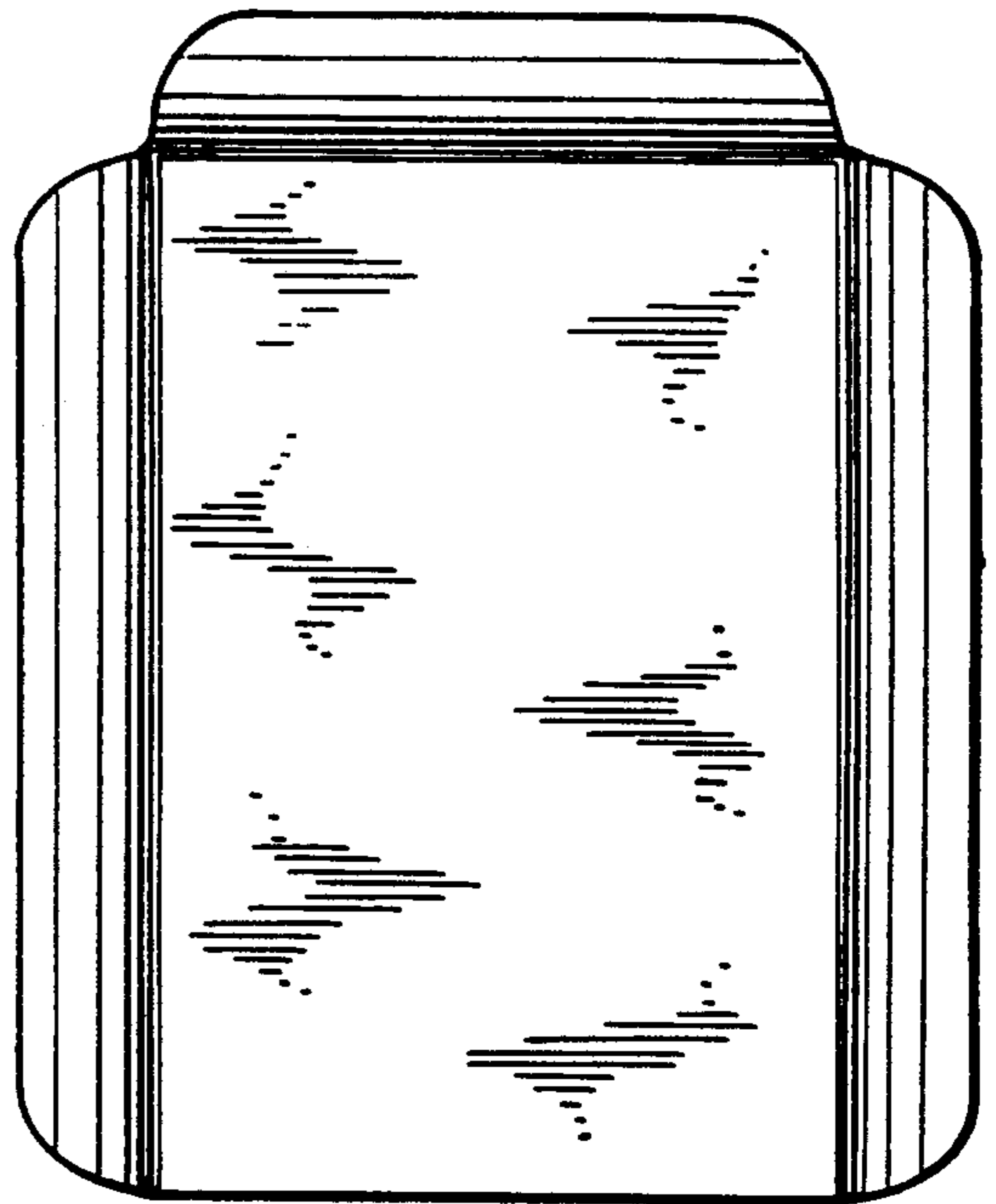


FIG. 5




FIG. 6

