

- [54] **NOTEPAPER DISPENSER**
- [75] **Inventor: David C. Windorski, St. Paul, Minn.**
- [73] **Assignee: Minnesota Mining and Manufacturing Company, St. Paul, Minn.**
- [**] **Term: 14 Years**
- [21] **Appl. No.: 204,218**
- [22] **Filed: Jun. 8, 1988**
- [52] **U.S. Cl. D19/86; D19/75; D19/92; D19/95**
- [58] **Field of Search D9/353, 377, 390, 418, D9/424; D19/35, 36, 65, 67, 75, 77, 86, 92, 95, 100; 206/215, 555**

- D. 293,338 12/1987 Evenson D19/67
- D. 310,688 9/1990 Windorski D19/86

OTHER PUBLICATIONS

Cosmetics & Toiletries, vol. 97, Sep. 1982, p. 51, see container lower left.
 Owens Illinois, 1930, p. 28, see left lower jar-lid opening.

Primary Examiner—Bruce W. Dunkins
Assistant Examiner—Martha Thompson
Attorney, Agent, or Firm—Gary L. Griswold; Walter N. Kirn; William L. Huebsch

[57] **CLAIM**

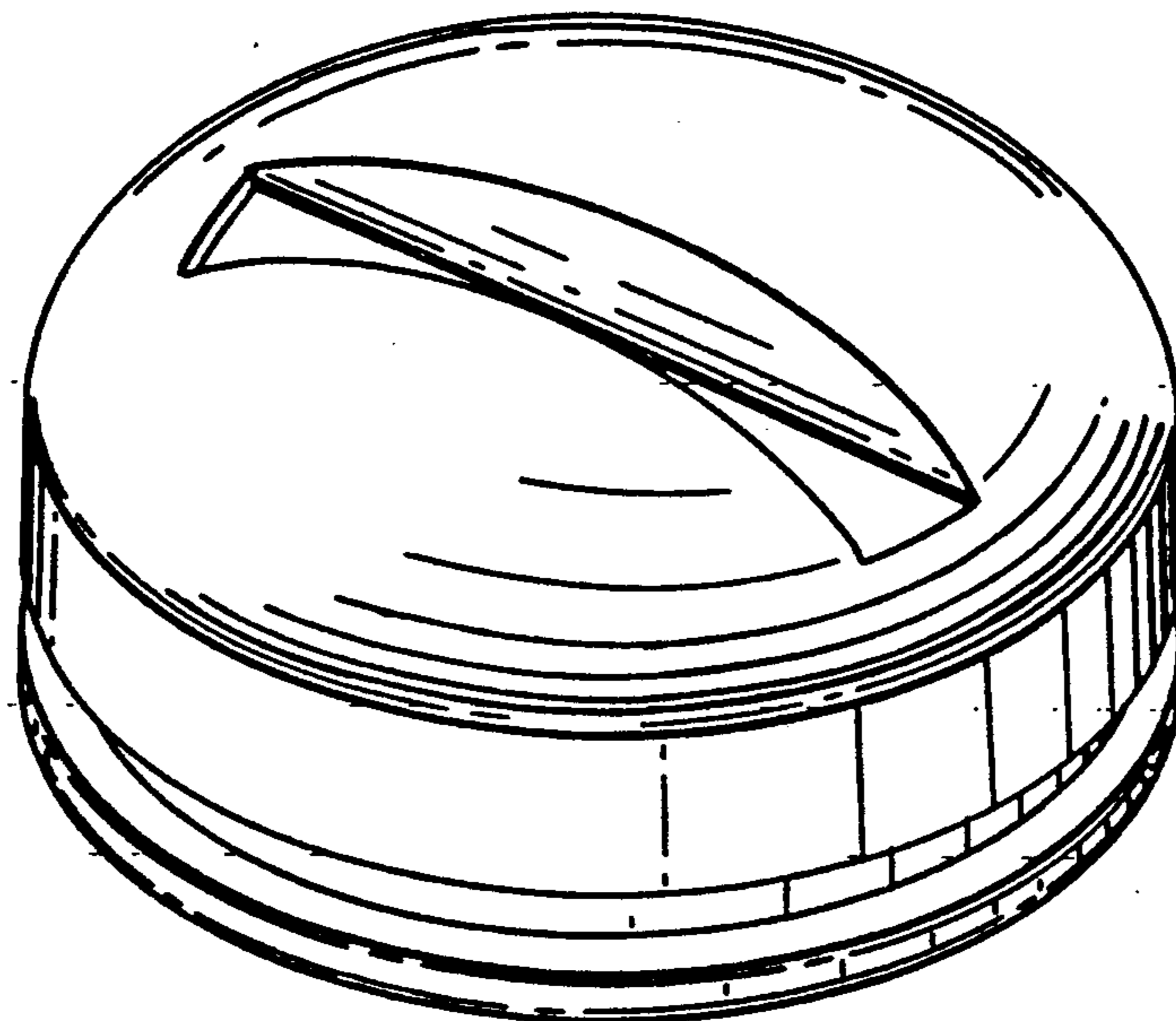
The ornamental design for a notepaper dispenser, as shown and described.

[56] **References Cited**
U.S. PATENT DOCUMENTS

D. 70,952	8/1926	Clarke	D9/353
D. 74,417	2/1928	Clarke	D9/353
D. 112,545	12/1938	Younghusband	D9/353
D. 118,920	2/1940	Trevisan	D9/353
D. 163,649	6/1951	Smoot	D9/424
D. 270,623	9/1983	Henkels	D19/77 X
D. 278,641	4/1985	Henkels	D19/77
D. 282,233	1/1986	Kelley	D19/75 X
D. 286,858	11/1986	Giorgio	D9/418 X

DESCRIPTION

FIG. 1 is a top right front perspective view of a notepaper dispenser showing my new design;
 FIG. 2 is a top plan view;
 FIG. 3 is a left side elevational view, the right side being a mirror image thereof; and
 FIG. 4 is a front elevational view on a reduced scale, the rear elevational view being a mirror image thereof.
 The bottom of the article is conventionally flat and unornamented.



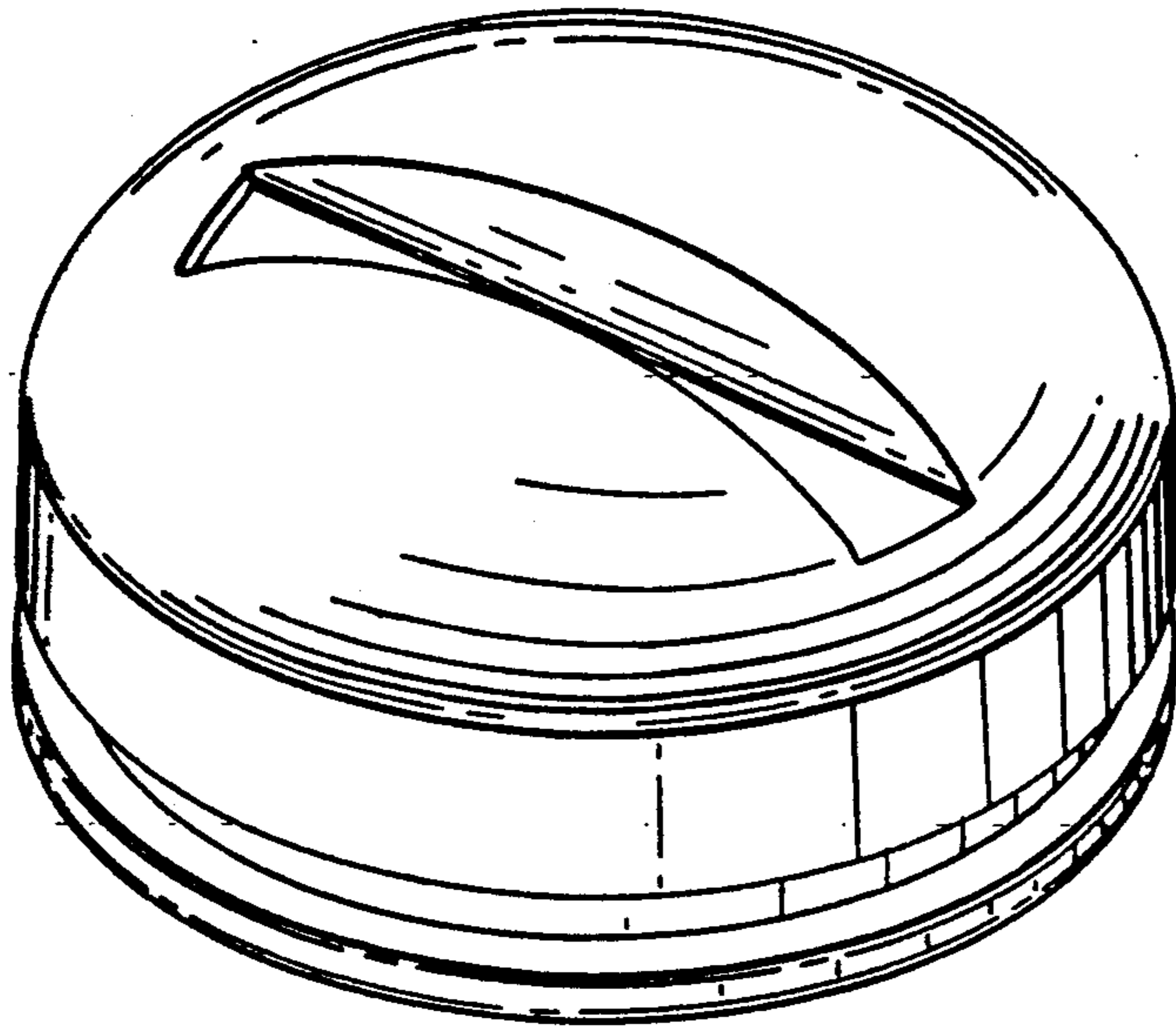


FIG. 1

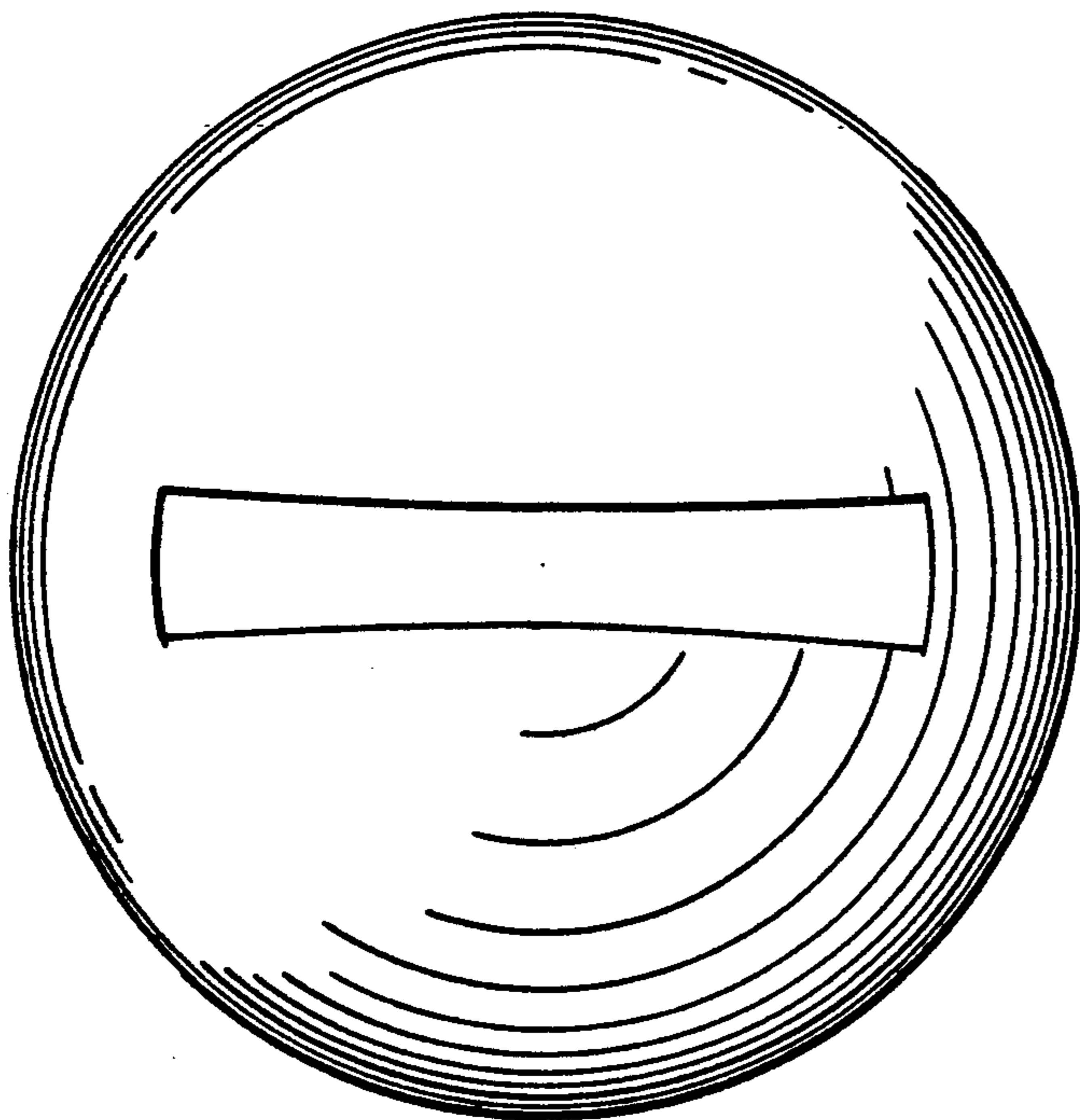


FIG. 2




FIG. 4

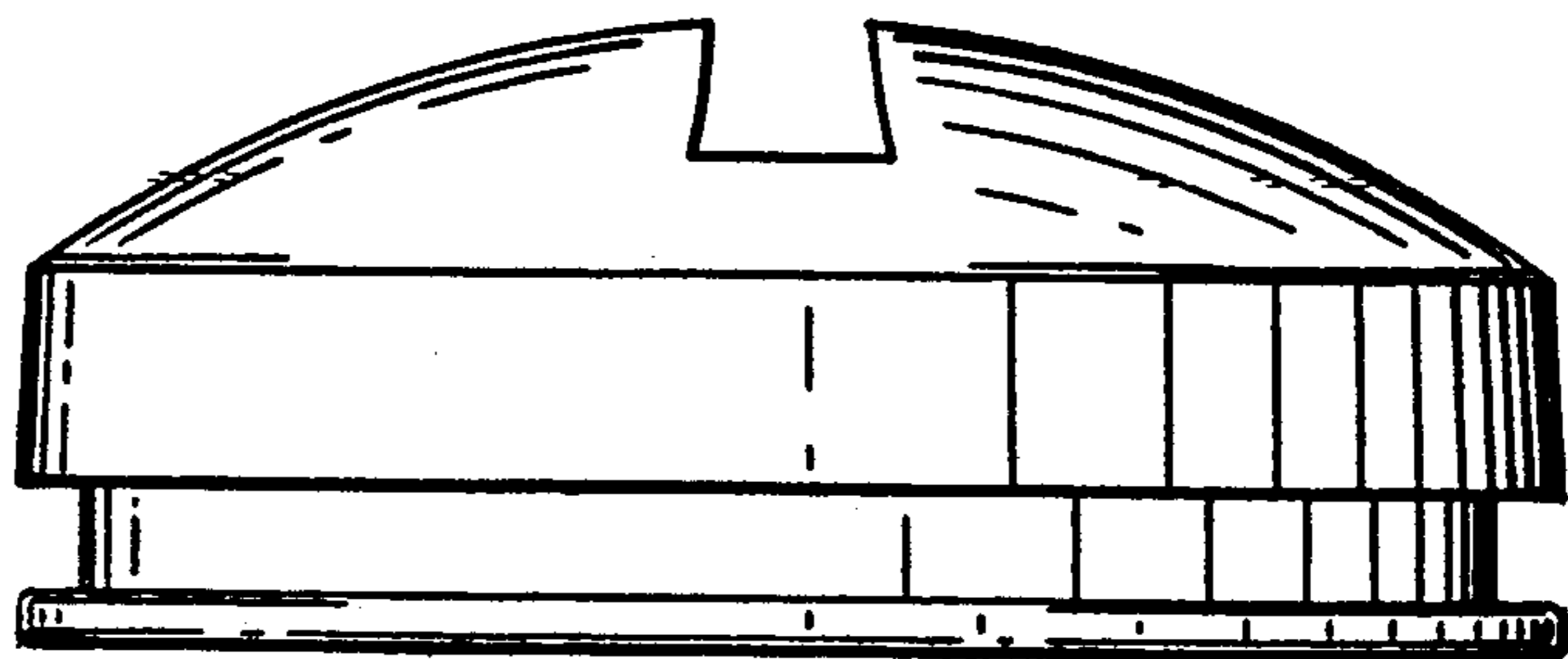


FIG. 3