

# United States Patent [19]

Hawes, Jr. et al.

[11] Patent Number: **Des. 316,111**

[45] Date of Patent: **\*\* Apr. 9, 1991**

[54] **HOLDER FOR WRITING INSTRUMENTS**

[75] Inventors: **Robert E. Hawes, Jr.**, Huntington Bay; **Eric Aaldenberg**, Bayside, both of N.Y.

[73] Assignee: **Esselte Pendaflex Corporation**, Garden City, N.Y.

[\*\*] Term: **14 Years**

[21] Appl. No.: **171,533**

[22] Filed: **Mar. 22, 1988**

[52] U.S. Cl. .... **D19/85; D19/75; D19/77; D19/95**

[58] Field of Search ..... **D19/65, 75, 77, 78, D19/79, 81, 83, 84, 85, 86, 90, 91, 95, 99, 100; 206/214, 224, 371; 211/69.1**

[56] **References Cited**

**U.S. PATENT DOCUMENTS**

- D. 139,831 12/1944 Posnack ..... D19/78
- D. 169,963 7/1953 Caldwell et al. .... D19/75 X
- D. 170,627 10/1953 Caldwell et al. .... D19/90 X

- D. 190,178 4/1961 Goodyear ..... D19/90 X
- D. 250,823 1/1979 Theobald ..... D19/75
- D. 272,025 1/1984 Goutchat ..... D19/91 X
- D. 275,968 10/1984 Battle ..... D19/75
- D. 276,169 10/1984 Battle ..... D19/86
- D. 276,444 11/1984 Battle ..... D19/75
- D. 278,251 4/1985 Dobbs ..... D19/75 X

*Primary Examiner*—Bruce W. Dunkins  
*Assistant Examiner*—Martha Thompson  
*Attorney, Agent, or Firm*—Darby & Darby

[57] **CLAIM**

The ornamental design for a holder for writing instruments, as shown and described.

**DESCRIPTION**

FIG. 1 is a front perspective view of a holder for writing instruments showing our new design; FIG. 2 is a front elevational view; FIG. 3 is a right side elevational view, the left side being a mirror image thereof; FIG. 4 is a rear elevational view; FIG. 5 is a top plan view; and FIG. 6 is a bottom plan view thereof.




FIG. 1




FIG. 2

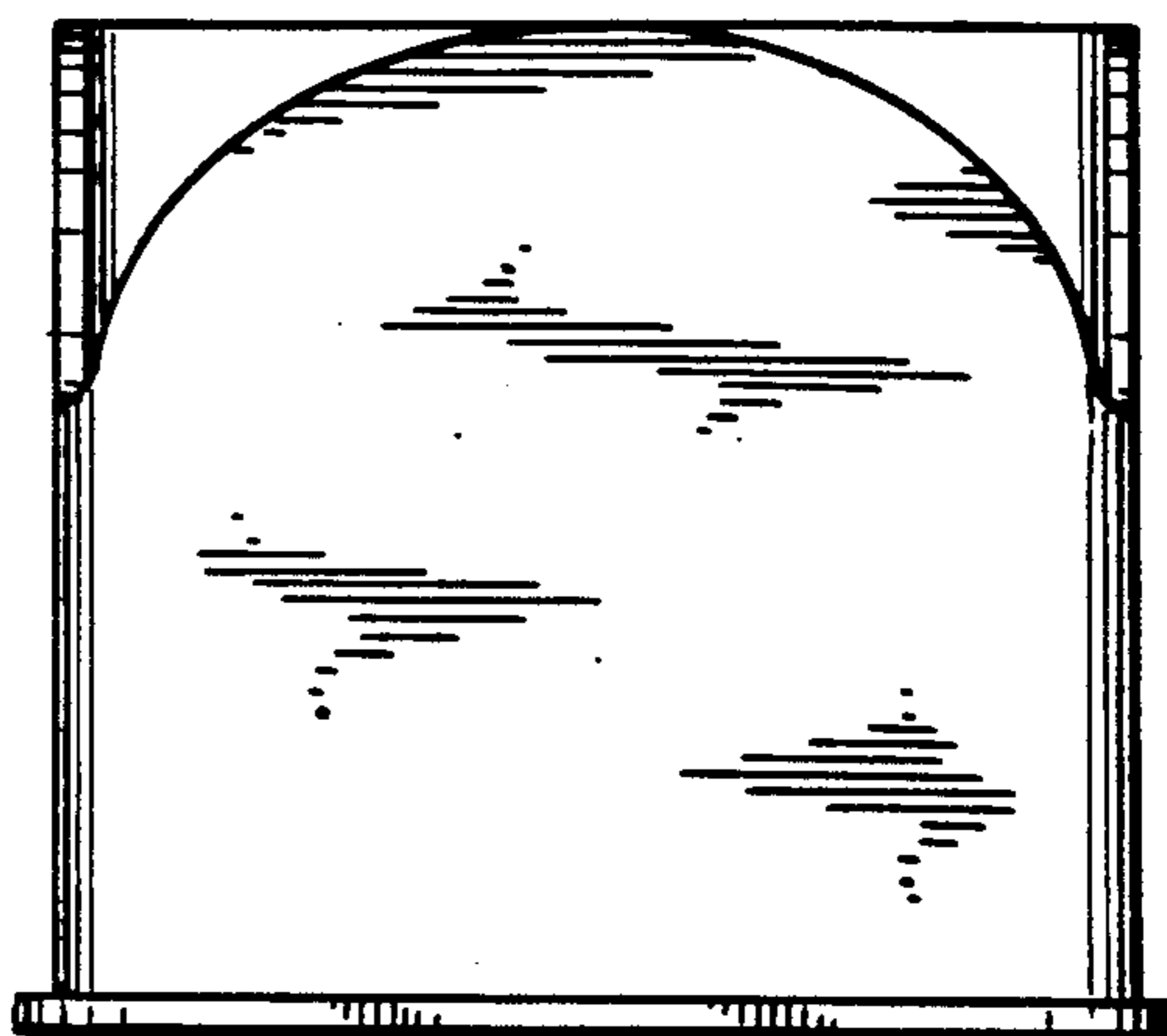


FIG. 3

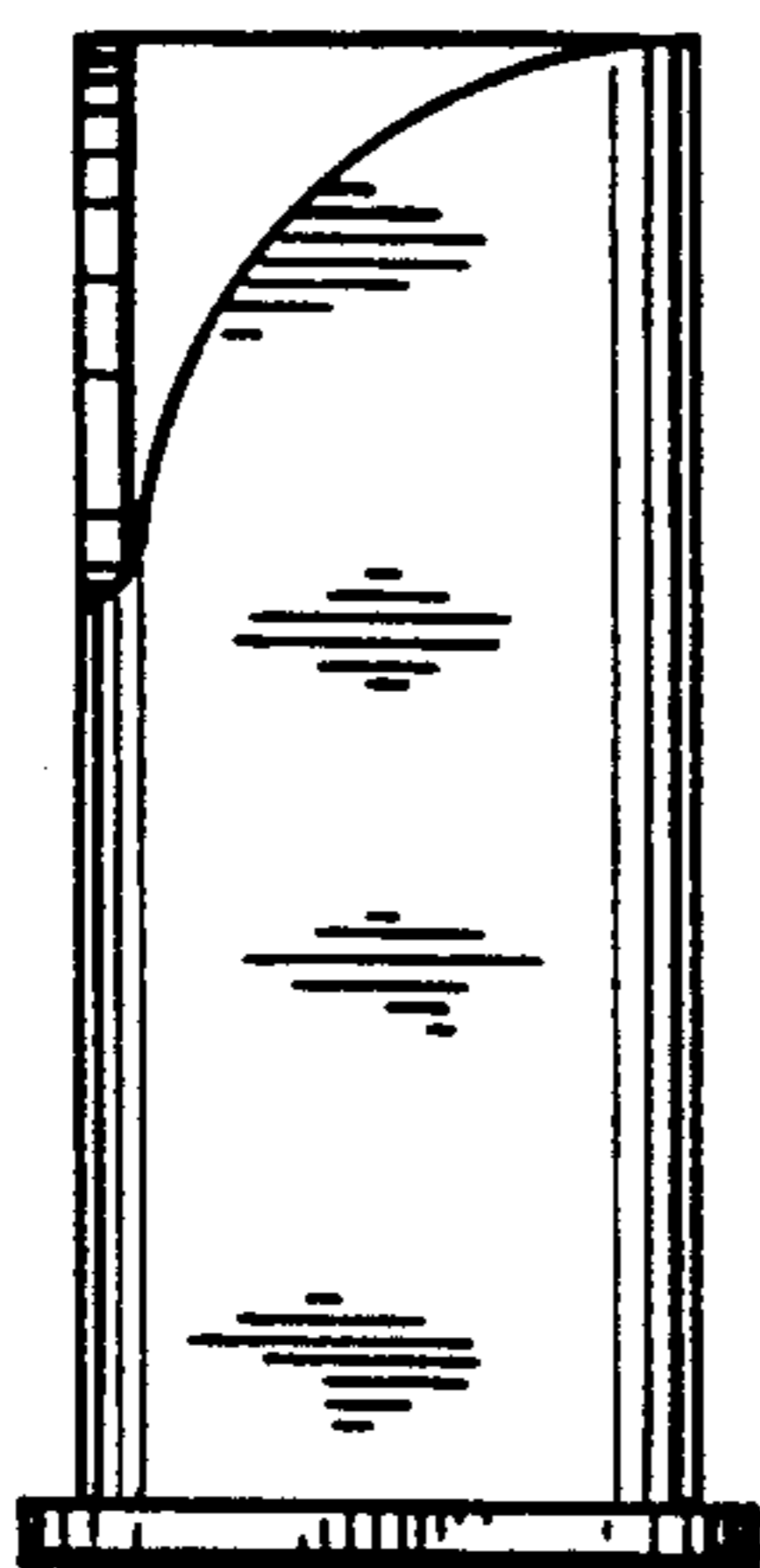


FIG. 4

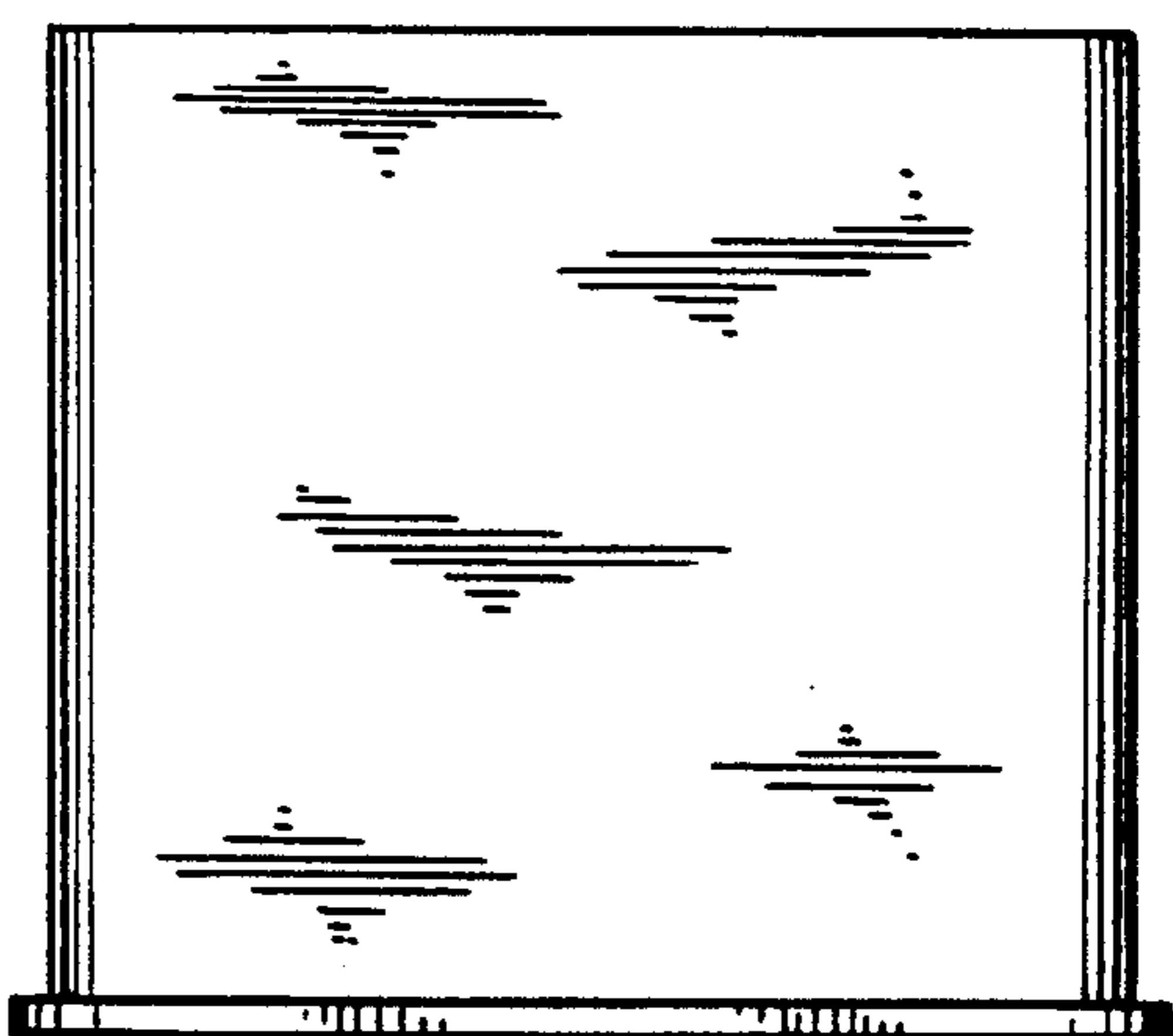


FIG. 5

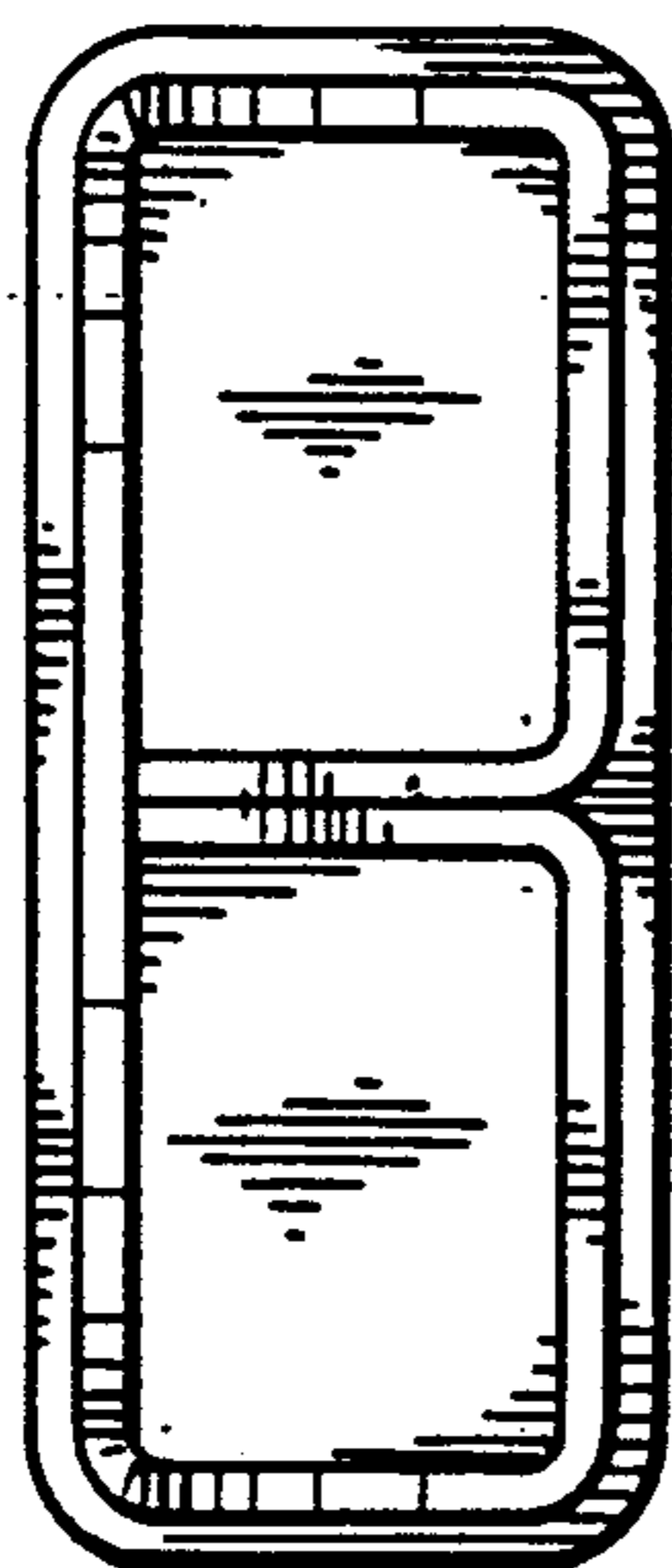


FIG. 6

