

[54] MARKER PEN

[75] Inventor: George Pappageorge, Englewood Cliffs, N.J.

[73] Assignee: Mark-Tex Corporation, Englewood, N.J.

[\*\*] Term: 14 Years

[21] Appl. No.: 142,401

[22] Filed: Jan. 11, 1988

[52] U.S. Cl. .... D19/48; D19/43; D19/51; D19/56; D19/57

[58] Field of Search ..... D19/35, 36, 41-51, D19/54-58; 401/206, 196, 202

[56] References Cited

U.S. PATENT DOCUMENTS

D. 155,429	10/1949	Kahn	.....	D19/48
D. 163,606	6/1951	Horwitch	.....	D19/48
D. 182,925	5/1958	Ribas	.....	D19/48
D. 248,865	8/1978	Sussman et al.	.....	D19/56 X
D. 266,676	10/1982	Bove	.....	D19/51 X
D. 282,686	2/1986	Yuen	.....	D19/48 X
D. 284,676	7/1986	Malm	.....	D19/51
D. 286,790	11/1986	Bove	.....	D19/51 X
D. 306,458	3/1990	Lecce	.....	D19/48

OTHER PUBLICATIONS

Atlas Pen and Pencil Corp., ©1986, p. 10, see item 68527A upper right.

Primary Examiner—Bruce W. Dunkins  
Assistant Examiner—Martha Thompson  
Attorney, Agent, or Firm—Eliot S. Gerber

[57] CLAIM

The ornamental design for marker pen, as shown and described.

DESCRIPTION

FIG. 1 is a front elevational view of a marker pen showing my new design;  
FIG. 2 is a left side elevational view;  
FIG. 3 is a rear elevational view;  
FIG. 4 is a right side elevational view;  
FIG. 5 is a top plan view; and  
FIG. 6 is a bottom plan view thereof;  
FIG. 7 is a side elevational view of my design with the cap member removed for convenience of illustration, the opposite side being a mirror image thereof;  
FIG. 8 is a front elevational view of FIG. 7, the rear elevational view being a mirror image thereof;  
FIG. 9 is a top plan view of FIG. 7; and  
FIG. 10 is a bottom plan view of FIG. 7.






FIG. 1

FIG. 2

FIG. 3

FIG. 4




FIG. 5




FIG. 6



FIG. 7



FIG. 8



FIG. 9



FIG. 10