

[54] ROUTER BIT

[76] Inventor: Will M. Lassiter, 1703 Deep River Rd., High Point, N.C. 27260

[**] Term: 14 Years

[21] Appl. No.: 367,224

[22] Filed: Jun. 16, 1989

[52] U.S. Cl. D15/139

[58] Field of Search D15/139, 130, 131; 407/31; 144/219

3,344,497	10/1967	Osborne	29/103
3,400,617	9/1968	Sanborn	77/67
4,034,452	7/1977	Edming	29/103
4,145,159	3/1979	Yamada et al.	407/53

OTHER PUBLICATIONS

Forest City Tool Co. Catalog of Feb. 1987, p. 22, HLT . . . Laminate Trim Bits.
Stanley 85146 Router Bit photocopy.
Garrett-Wade Co. 1984 Woodworking Tools Catalog, pp. 90, 100.
The Fine Tool Shops, Inc. Fall 1987 Catalog, p. 38.
Bridge City Tool Works' 1989 Catalog, p. 23.

Primary Examiner—Bruce W. Dunkins
Assistant Examiner—Jeffrey Asch

[56] References Cited

U.S. PATENT DOCUMENTS

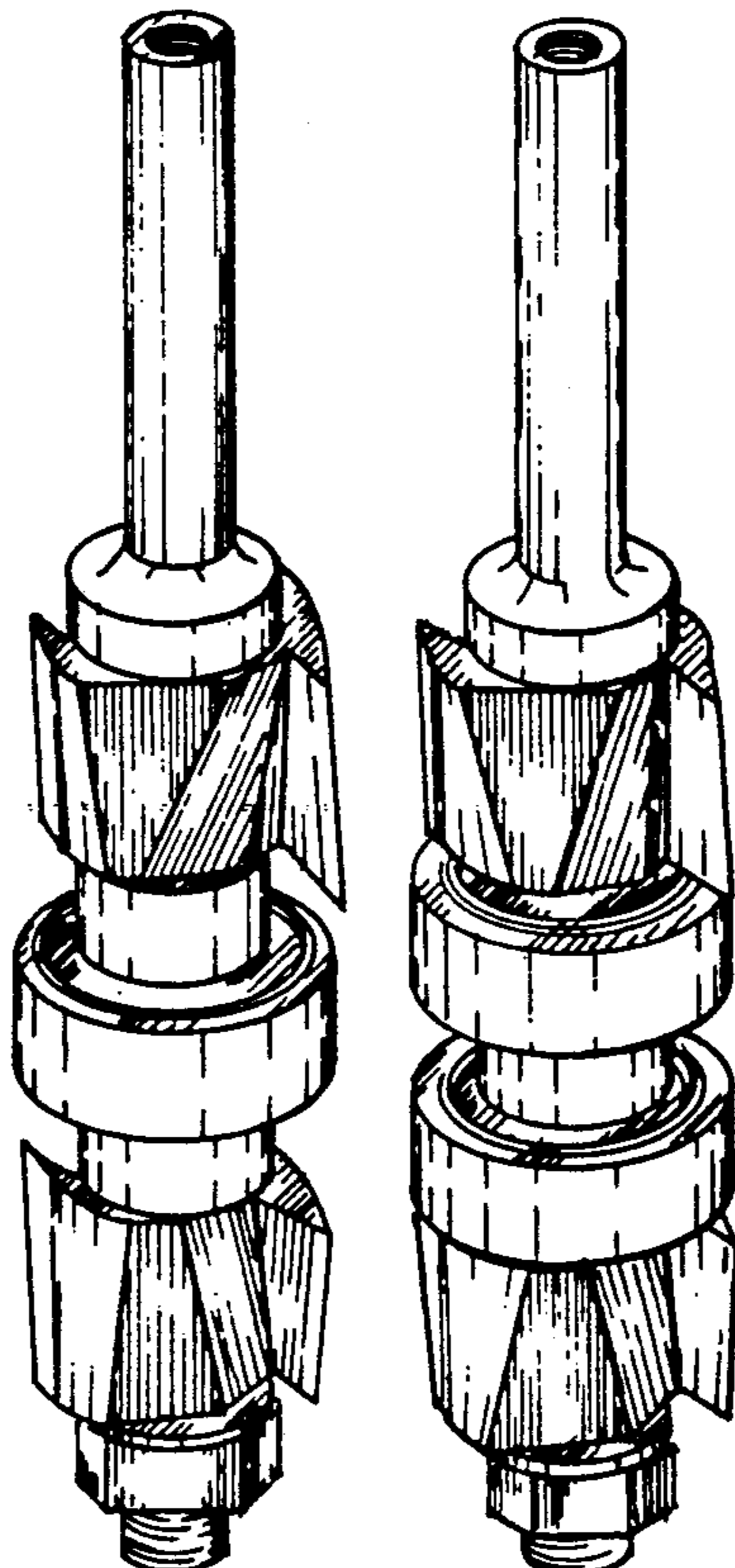
D. 248,659	7/1978	Schneider, Sr.	D15/139
D. 262,219	12/1981	Lassiter	D15/139
D. 263,598	3/1982	Lassiter	D15/139
D. 269,348	6/1983	Strohmaier	D15/139
D. 273,387	4/1984	Lassiter	D15/139
D. 273,388	4/1984	Lassiter	D15/139
D. 273,389	4/1984	Lassiter	D15/139
D. 273,390	4/1984	Lassiter	D15/139
D. 273,391	4/1984	Lassiter	D15/139
D. 273,682	5/1984	Lassiter	D15/139
D. 274,436	6/1984	Lassiter	D15/139
395,285	12/1888	Manning .	
1,063,995	6/1913	Mintz .	
1,409,258	3/1922	Stenger .	
1,702,812	7/1925	Cochran .	
1,705,647	3/1929	Sandberg .	
1,789,793	1/1931	Wedhorn .	
2,276,532	3/1942	Welty	77/67
2,529,157	11/1950	Higerd	29/103

[57] CLAIM

The ornamental design for a router bit, as shown and described.

DESCRIPTION

FIG. 1 is a top and front perspective view of a router bit embodying my design;
FIG. 2 is a rear elevational view;
FIG. 3 is a right side elevational view;
FIG. 4 is a left side elevational view;
FIG. 5 is a bottom plan view;
FIG. 6 is a top and front perspective view showing a second embodiment of the router bit of FIG. 1;
FIG. 7 is a rear elevational view;
FIG. 8 is a right side elevational view;
FIG. 9 is a left side elevational view; and
FIG. 10 is a bottom plan view.






FIG. 1

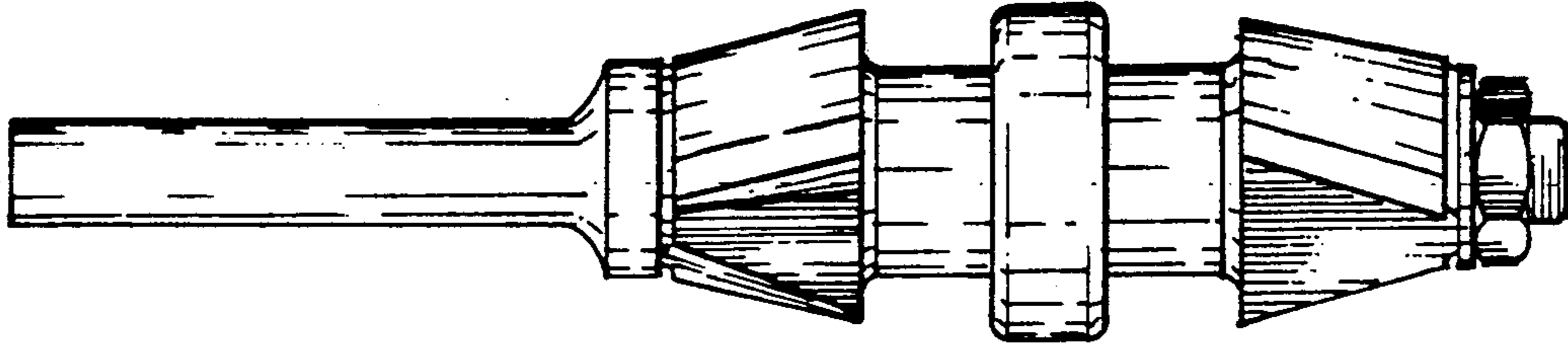


FIG. 3

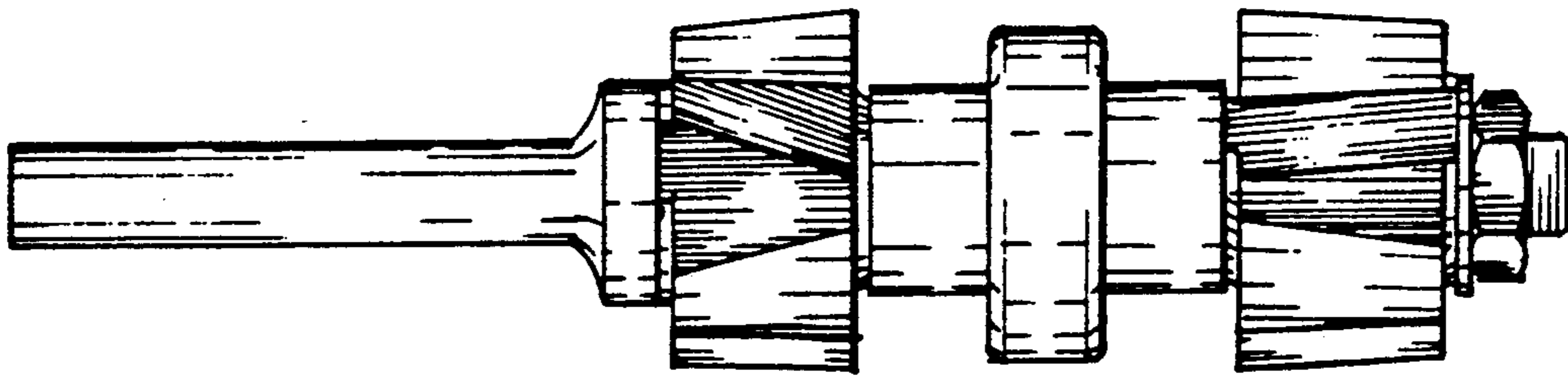


FIG. 2

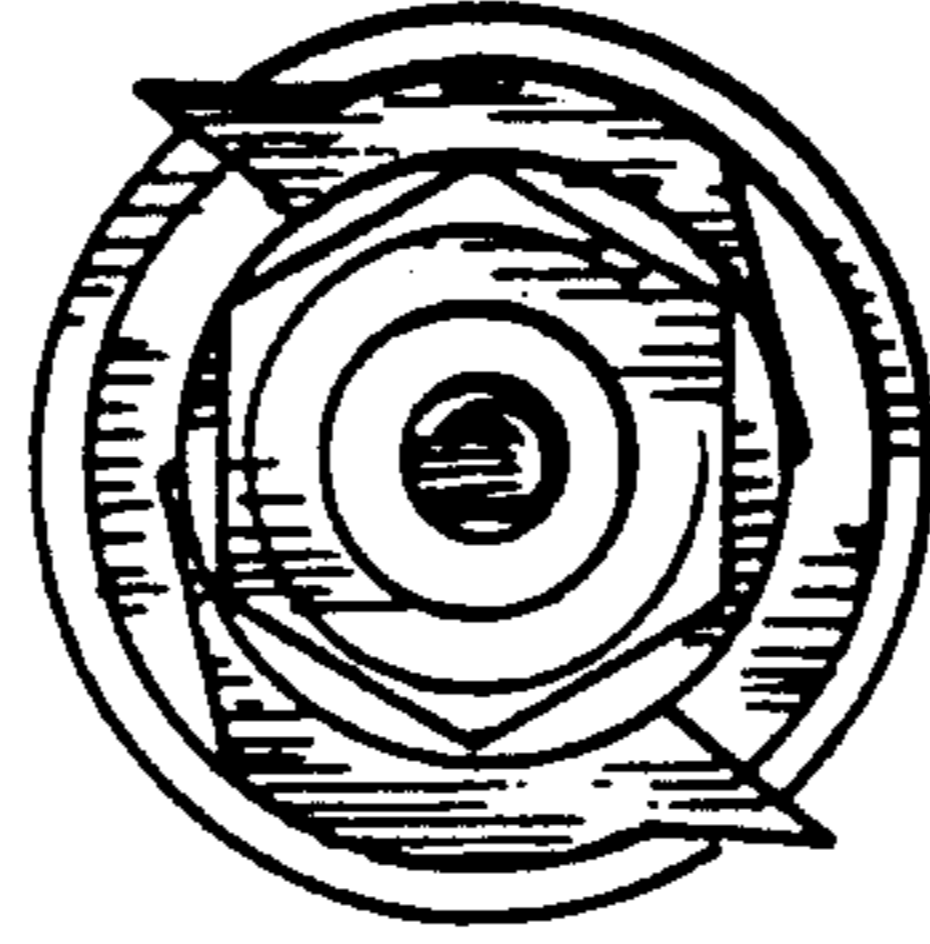


FIG. 5

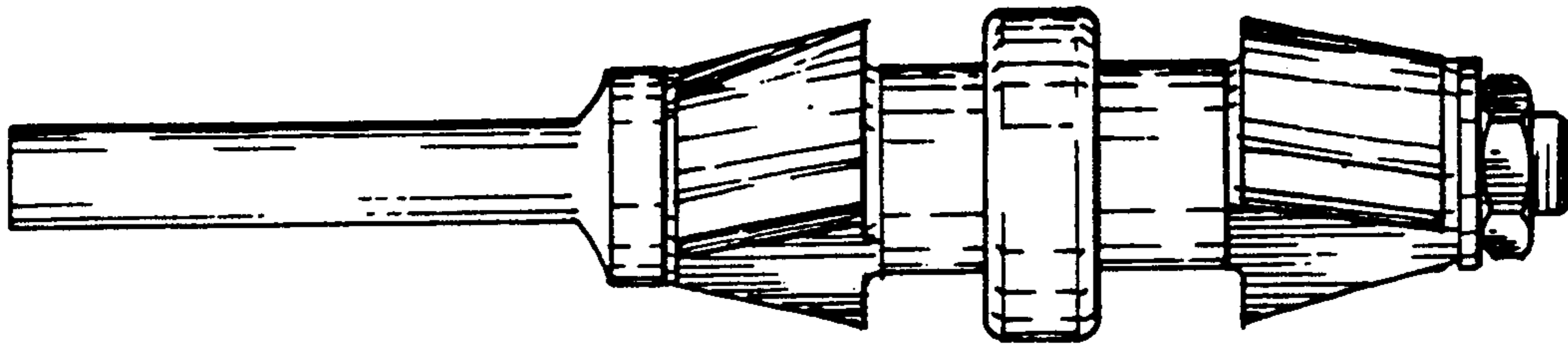


FIG. 4




FIG. 6

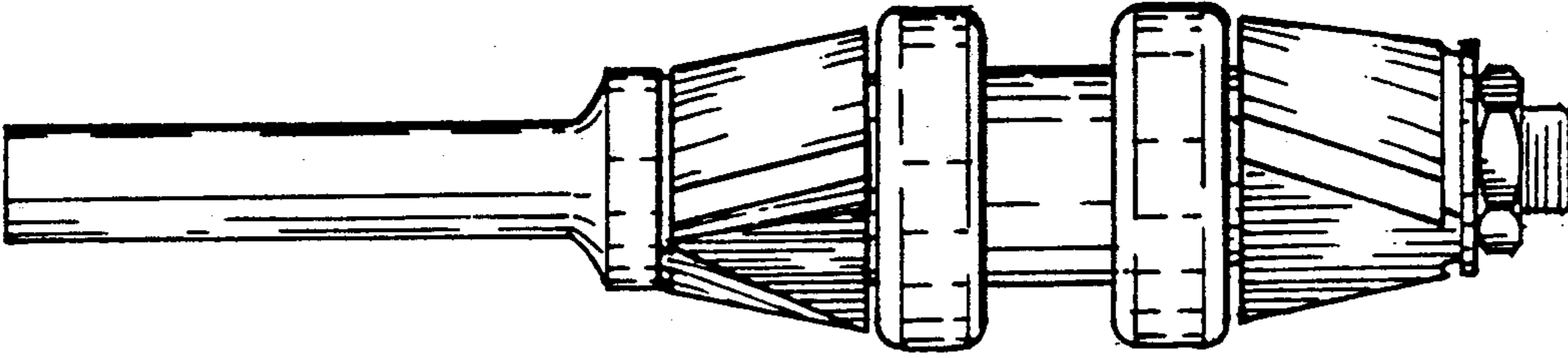


FIG. 8

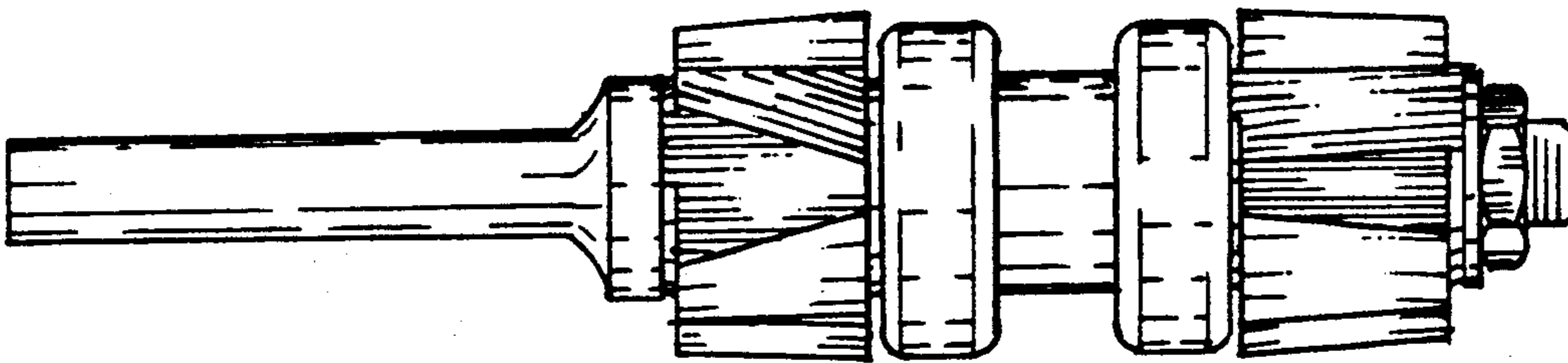


FIG. 7

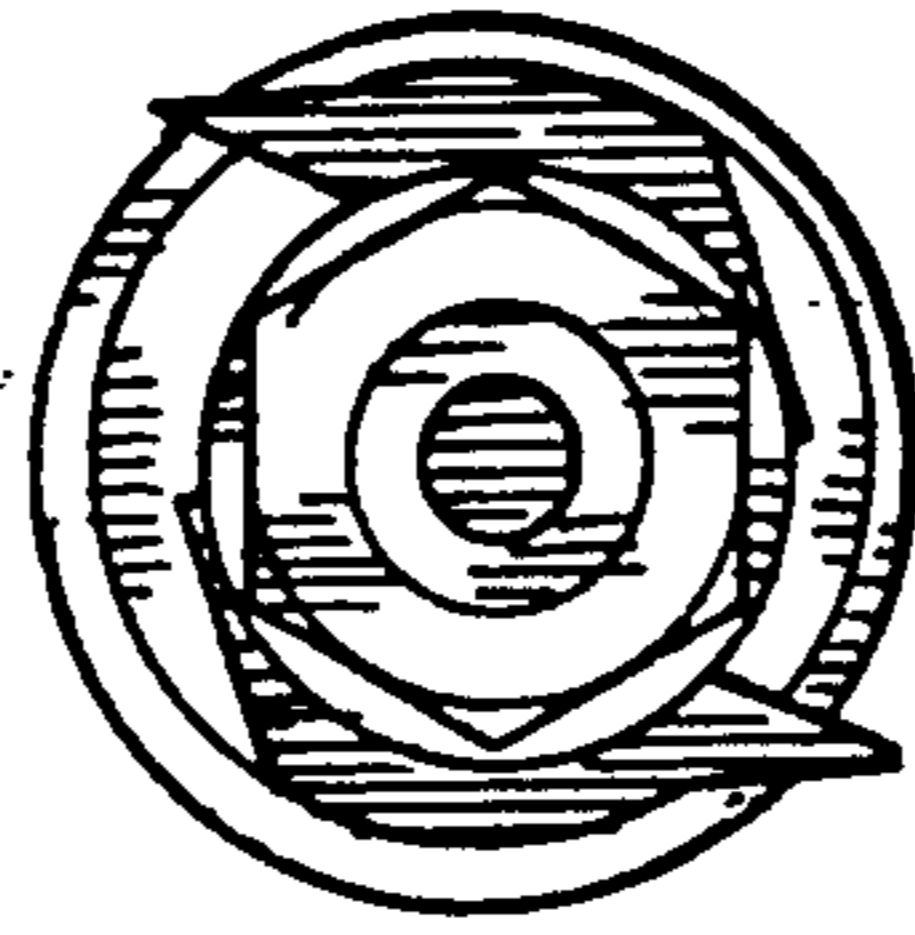


FIG. 10

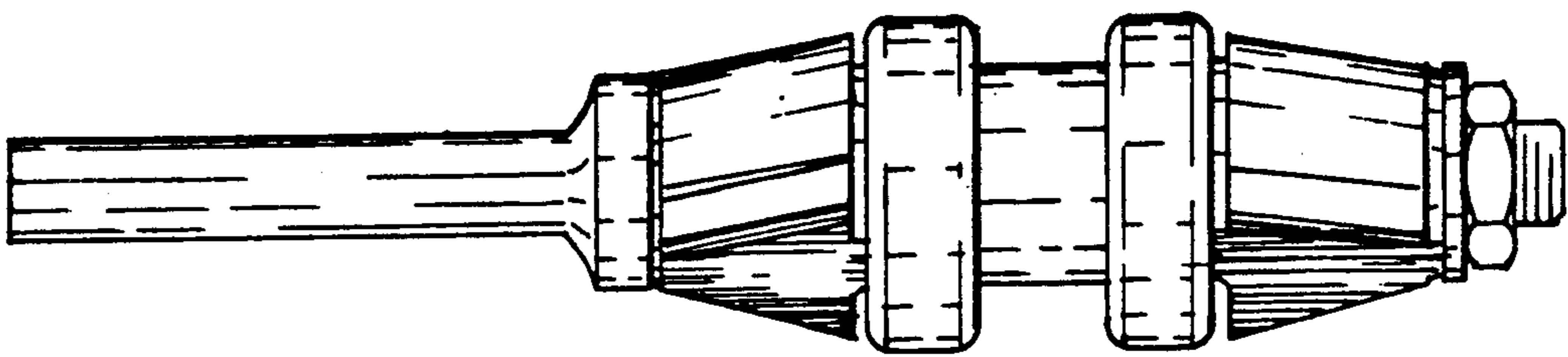


FIG. 9