

[54] WRISTWATCH AND BRACELET

[75] Inventor: Raymond L. Weil, Coligny, Switzerland

[73] Assignee: Raymond Weil S.A., Genève, Switzerland

[**] Term: 14 Years

[21] Appl. No.: 95,511

[22] Filed: Sep. 10, 1987

[30] Foreign Application Priority Data

Mar. 13, 1987 [XH] Hague DMA/000 597

[52] U.S. Cl. D10/32

[58] Field of Search D10/1-39, D10/122-128; D11/1-3, 11-15, 21-22; 63/1.1, 3, 5.1, 9, 11, 21; 368/10, 228, 232, 238, 276-278, 281, 282, 285, 286, 294-296

[56] References Cited

U.S. PATENT DOCUMENTS

- D. 121,189 6/1940 Ford D10/124 X
D. 136,341 9/1943 Dupin D10/38 X
D. 157,691 3/1950 Lang D10/39

- D. 284,745 7/1986 Minkowitz D10/38
D. 292,678 11/1987 Takeichi D10/39
D. 296,994 8/1988 Lauper D10/39
D. 305,411 1/1990 Atagi D10/39 X
2,564,652 8/1951 Templeman 63/5.1 X
2,565,822 8/1951 McClelland 368/286
2,736,165 2/1956 Piquerez 368/296
3,601,977 8/1971 Kunzmann 63/5.1 X
4,592,660 6/1986 Hartman 368/281 X

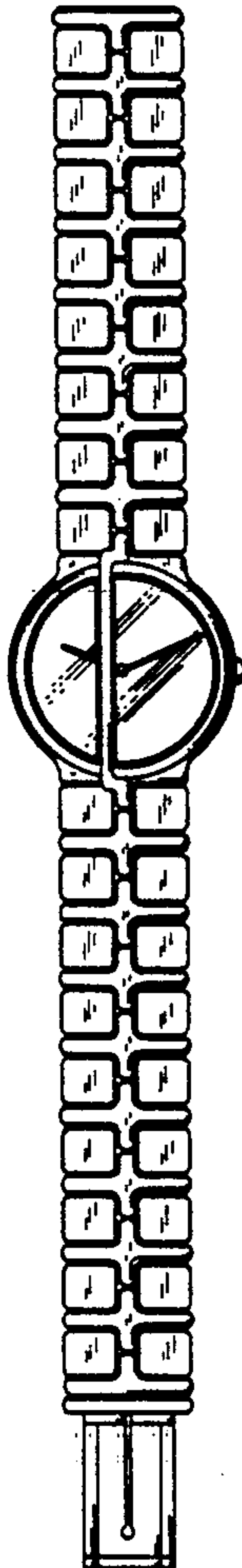
Primary Examiner—Nelson C. Holtje
Assistant Examiner—Gary D. Watson
Attorney, Agent, or Firm—McGlew & Tuttle

[57] CLAIM

The ornamental design for a wristwatch and bracelet, as shown and described.

DESCRIPTION

FIG. 1 is a front elevational view of a wristwatch and bracelet showing my new design;
FIG. 2 is a rear elevational view;
FIG. 3 is a top plan view;
FIG. 4 is a bottom plan view;
FIG. 5 is a right side elevational view; and
FIG. 6 is a left side elevational view thereof, the bracelet not being shown for ease of illustration.



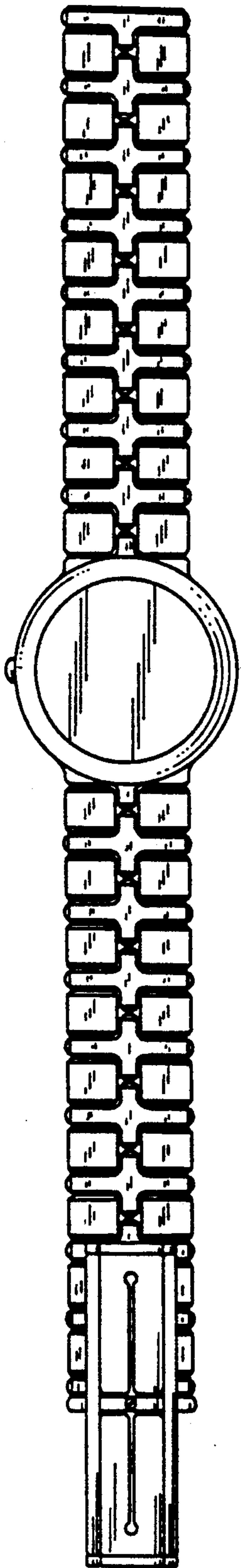


Fig. 2



Fig. 3



Fig. 4

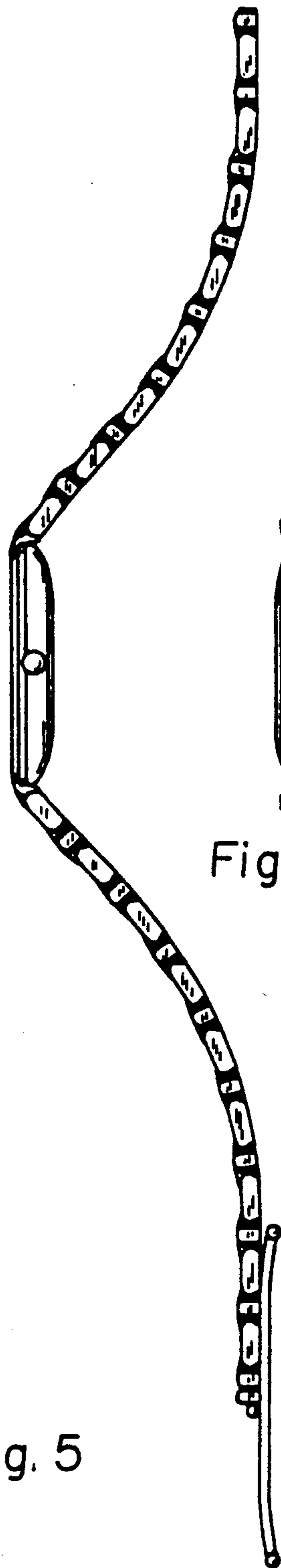


Fig. 5



Fig. 6

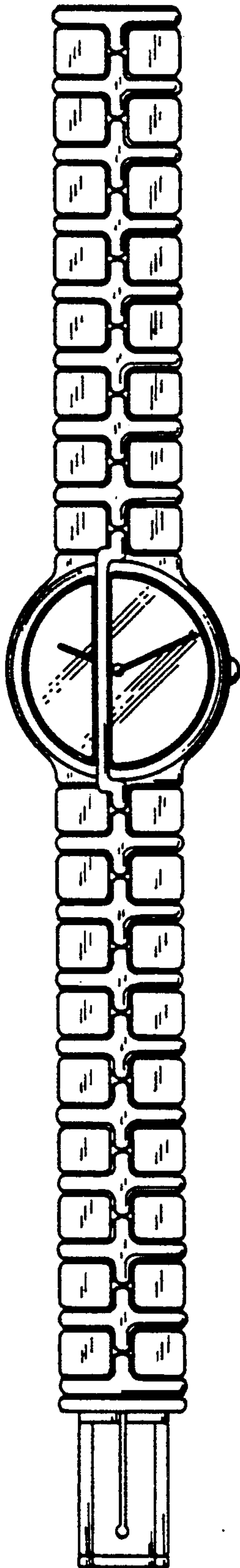


Fig. 1